

What is included?

This VOWEL TEAMS OA, OE, UE, IU WORDS pack includes the following activities:

- a SCOOT task card game
 - Brain Bubbles pack
 - Roll, Read, and Cover Games
 - Identify and Sort pack
 - Read and Highlight pack
 - Fast Fluency pack
 - Comprehension Stories
 - Suitcase Superstar
- Progress Map



VOWEL PAIRS: OA, OE, UE, IU PHONICS POSTERS

USE THESE TO INTRODUCE THESE SOUNDS AND THEN HANG THEM IN YOUR CLASSROOM.




A TASK CARD GAME

USING EACH TASK CARD, STUDENTS WILL IDENTIFY THE CORRECT WORD THAT MATCHES THE PICTURE AND WRITE THE ANSWER ON THE RECORDING SHEET IN THE MATCHING NUMBERED BOX.

*Can be played as many times as desired

Long Vowel "oa", "oe", "ue", "ui" SCOOT
Using the number task cards, write the correct word to match each picture in the corresponding number box.

1	2	3
4	5	6
7	8	9
10	11	12
13	14	15
16	17	18

 ©2019 The Year Life











BRAIN BUBBLES









STUDENTS WILL COLOR IN THE MATCHING VOWEL PAIR CIRCLE AND THEN WRITE THE FULL WORD ON THE RIGHT.

-7 PAGES-









Brain Bubbles: Identifying "oa", "oe", "ue", "ui" Sounds
 Identify the vowel pair sound in each word by coloring in the correct circle and then write the word on the right.

	Bubble It	write it
	cr (ui) (oa) se	
	c l (oa) (ue)	
	d (oe) (ue) t	
	tiss (ue) (oe)	
	d (oe) (ui)	
	c (ue) (oa) ch	
	gl (oe) (ue)	
	s (ui) (oa) p	

Brain Bubbles: Identifying "oa", "oe", "ue", "ui" Sounds
 Identify the vowel pair sound in each word by coloring in the correct circle and then write the word on the right.

	Bubble It	write it
	g (oa) (ui) l	
	f (oa) (ue) l	
	h (ui) (oe)	
	resc (ue) (oa)	
	b (oa) (ui) t	
	fl (ue) (oa) t	
	arg (ue) (oa)	
	ob (oe) (ui)	

Brain Bubbles: Identifying "oa", "oe", "ue", "ui" Sounds
 Identify the vowel pair sound in each word by coloring in the correct circle and then write the word on the right.

	Bubble It	write it
	tiss (ue) (oe)	
	br (ui) (oe) se	
	d (oe) (ue) l	
	p (ui) (oe) m	
	s (ui) (oa) t	
	gl (ue) (oe)	
	t (ue) (oe)	
	t (ui) (oa) st	

ROLL, READ, AND COVER GAMES

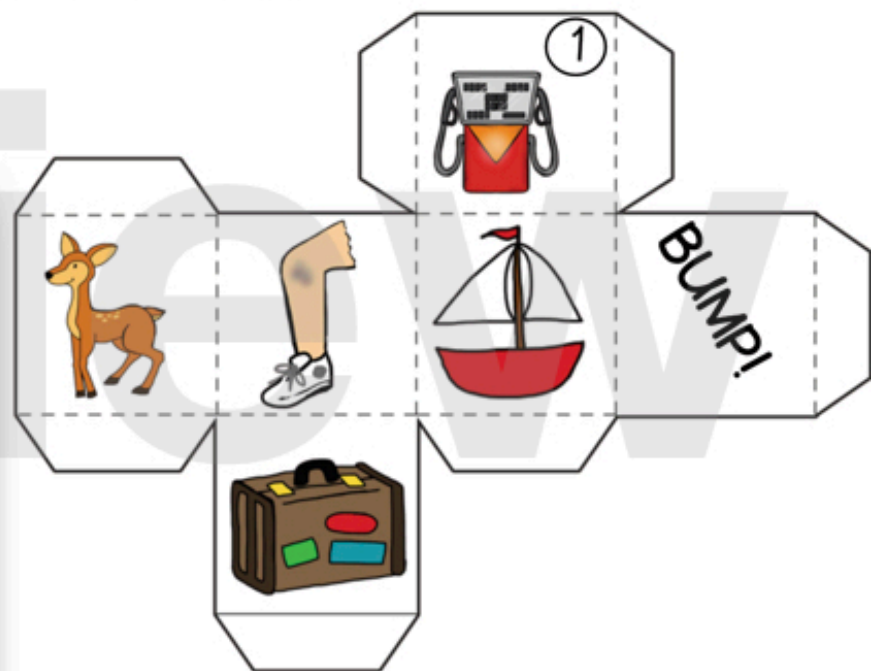
PARTNERS WILL ROLL THE DICE AND COVER THE BOARD. PLAYERS CAN "BUMP" ONE ANOTHER OFF THE BOARD. PLAYER WITH 4-IN-A-ROW FIRST WINS!

Roll, Read, & Cover: Vowel Teams ①

oa, oe, ue, ui

suitcase	bruise	suitcase	fuel
doe	fuel	fuel	bruise
bruise	doe	fuel	boat
boat	suitcase	bruise	suitcase
doe	bruise	boat	doe

© 2015 The Pink Life



-4 GAMES-

IDENTIFY AND SORT PACK

STUDENTS WILL CUT AND PASTE EACH PICTURE ON TOP OF ITS MATCHING VOWEL PAIR WORD.

Identify, Label, & Sort: Long Vowel Words
 Identify the word that corresponds to each picture. Write the word next to or below each picture and paste it in the correct column.

oe		ui	
aloe	doe	cruise	suitcase
hoe	oboe	juice	suit

Identify, Label, & Sort: Long Vowel Words
 Identify the word that corresponds to each picture. Write the word next to or below each picture and paste it in the correct column.






oa		ue	
coach	goal	true	cue
float	boat	clue	glue

READ AND HIGHLIGHT PACK

STUDENTS WILL COLOR EACH PICTURE ACCORDING TO THE COLOR CODE AT THE TOP OF THE PAGE.

Read & Highlight: Long Vowel "o", "oe", "ue", & "ui" Words






Highlight each word according to the key below.

Key:  green  blue  red  yellow  orange

cruise	suit	poem	tissue
goal	poem	cruise	poem
poem	suit	tissue	cruise
cruise	tissue	cruise	goal
suit	cruise	goal	poem
tissue	goal	suit	tissue

Read & Highlight: Long Vowel "o", "oe", "ue", & "ui" Words

Highlight each word according to the key below.

Key:  green  blue  red  yellow  orange

toe	duel	fruit	boat
duel	soap	toe	soap
toe	fruit	boat	fruit
duel	boat	soap	toe
soap	fruit	duel	soap
boat	duel	boat	fruit

FAST FLUENCY PACK

-STUDENTS WILL READ THE SENTENCES IN EACH ROW AND TIME THEMSELVES USING A STOPWATCH OR SAND TIMER. *OR JUST ADD A STICKER EACH TIME THEY PRACTICE ALL 5 ROWS.

*WHEN THEY ARE FINISHED WITH FLUENCY, THEY WILL COLOR THE VOWEL PAIRS USING THE COLOR CODE.

2

Fast Fluency: "oa", "oe", "ue", "ui" Words

Read each of the sentences below. Each time you read, record the time it took you to read. After reading, highlight each sentence using the color key.

- 1 I heard a toad croak.
- 2 My coach had a
- 3 My team scored
- 4 Don't ruin the ro
- 5 I saw the doe r

Try #	Time
1	
2	
3	
4	

Find

oa
oe
ue
ui

1

Fast Fluency: "oa", "oe", "ue", "ui" Words

Read each of the sentences below. Each time you read, record the time it took you to read. After reading, highlight each sentence using the color key.

- 1 My goat ate some toast.
- 2 I will have fruit juice.
- 3 I used blue soap.
- 4 My toe has a bruise.
- 5 Joe found a clue.

Try #	Time
1	
2	
3	
4	

Find and Color

oa

oe

ue

ui

 blue

 orange

 red

 pink

COMPREHENSION STORIES

STUDENTS WILL READ EACH STORY, ILLUSTRATE A PICTURE TO MATCH THE STORY, AND THEN ANSWER THE COMPREHENSION QUESTIONS BELOW.

I can read! I can read! Comprehension Review: "od", "oe", "ue", "ui" Words

1

My family and I are going on a cruise. I can't forget to pack my coat and my blue swimsuit in my suitcase.

I can illustrate this story!

Answer the following questions by coloring in the correct circle.

What is NOT in the story?

- a coat
- a goat
- a swimsuit

The family is...

- going to find clues.
- going to the park.
- going on a cruise.

What does he not want to forget to pack?

- his coat
- his toad
- his hoe

What color is his swimsuit?

- green
- yellow
- blue

©2015 The Clear Life

I can read! I can read! Comprehension Review: "od", "oe", "ue", "ui" Words

2

Joe looked for clues on Tuesday. He found some old fruit, a green toad, and blue glue in the box.

I can illustrate this story!

Answer the following questions by coloring in the correct circle.

What was NOT in the story?

- a toad
- glue
- soap

The fruit was...

- blue
- old
- green

What day did Joe look for clues?

- Tuesday
- Sunday
- Monday

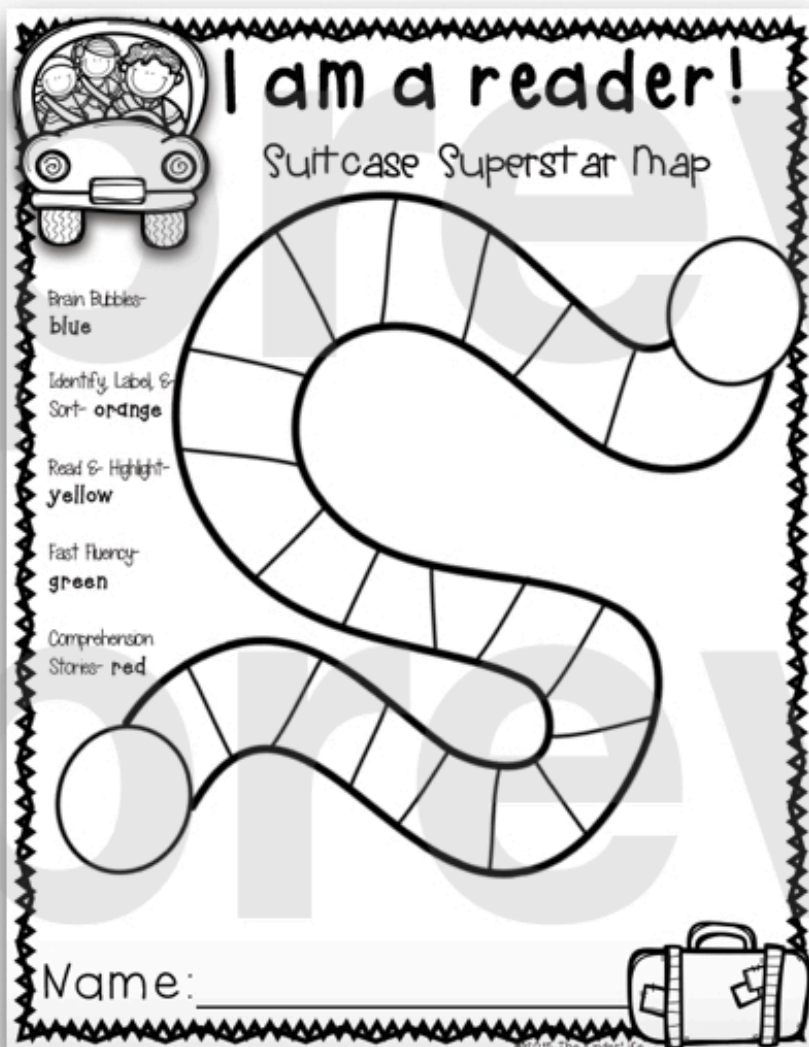
Where did he look for clues?

- in a suitcase
- in a box
- in a moat

©2015 The Clear Life

SUITCASE SUPERSTAR MAP

STUDENTS CAN TRACK WHICH ACTIVITIES THEY HAVE COMPLETED IN EACH SUITCASE USING THIS MAP.



*I hang these in my classroom and also have students keep a copy of this map in their literacy notebooks.