

What is included?

This VOWEL TEAMS AI, AY, EA, EE WORDS pack includes the following activities:

- a SCOOT task card game
 - Brain Bubbles pack
 - Roll, Read, and Cover Games
 - Identify and Sort pack
 - Read and Highlight pack
 - Fast Fluency pack
 - Comprehension Stories
 - Suitcase Superstar
- Progress Map



VOWEL PAIRS: AI, AY, EA, EE PHONICS POSTERS

USE THESE TO INTRODUCE THESE SOUNDS AND THEN HANG THEM IN YOUR CLASSROOM.




A TASK CARD GAME

USING EACH TASK CARD, STUDENTS WILL IDENTIFY THE CORRECT WORD THAT MATCHES THE PICTURE AND WRITE THE ANSWER ON THE RECORDING SHEET IN THE MATCHING NUMBERED BOX.

*Can be played as many times as desired

Beginning Sounds SCOOT

Using the number task cards, write the correct beginning sound letter to match each picture in the corresponding number box.

1	2	3	4
5	6	7	8
9	10	11	12
13	14	15	16
17	18	19	20
21	22	23	
24	25	26	

© 2015 The Kinder Life










BRAIN BUBBLES








STUDENTS WILL COLOR IN THE MATCHING VOWEL PAIR CIRCLE AND THEN WRITE THE FULL WORD ON THE RIGHT.

-7 PAGES-







Brain Bubbles: Identifying "ay", "ai", "ea", "ee" Sounds
 Identify the vowel pair sound in each word by coloring in the correct circle and then write the word on the right.

	Bubble It	write it
	s n <input type="radio"/> ee <input type="radio"/> ai	
	s t <input type="radio"/> ai <input type="radio"/> ea n	
	r <input type="radio"/> ay <input type="radio"/> ee	
	<input type="radio"/> ay <input type="radio"/> ea t	
	h <input type="radio"/> ay <input type="radio"/> ee	
	dr <input type="radio"/> ay <input type="radio"/> ea m	
	b <input type="radio"/> ai <input type="radio"/> ea n	
	p l <input type="radio"/> ee <input type="radio"/> ay	

Brain Bubbles: Identifying "ay", "ai", "ea", "ee" Sounds
 Identify the vowel pair sound in each word by coloring in the correct circle and then write the word on the right.

	Bubble It	write it
	m <input type="radio"/> ea <input type="radio"/> ai	
	f l <input type="radio"/> ay <input type="radio"/> ee	
	t <input type="radio"/> ai <input type="radio"/> ea	
	d <input type="radio"/> ay <input type="radio"/> ee	
	b <input type="radio"/> ea <input type="radio"/> ai d	
	c l <input type="radio"/> ay <input type="radio"/> ea n	
	h <input type="radio"/> ee <input type="radio"/> ai	
	s <input type="radio"/> ea <input type="radio"/> ai	

Brain Bubbles: Identifying "ay", "ai", "ea", "ee" Sounds
 Identify the vowel pair sound in each word by coloring in the correct circle and then write the word on the right.

	Bubble It	write it
	t <input type="radio"/> ay <input type="radio"/> ea	
	q u <input type="radio"/> ee <input type="radio"/> ai n	
	h <input type="radio"/> ay <input type="radio"/> ee	
	co ff <input type="radio"/> ee <input type="radio"/> ai	
	s <input type="radio"/> ea <input type="radio"/> ay	
	<input type="radio"/> ai <input type="radio"/> ea t	
	ch <input type="radio"/> ai <input type="radio"/> ee n	
	h <input type="radio"/> ay <input type="radio"/> ee	

©2015 The Owl Post

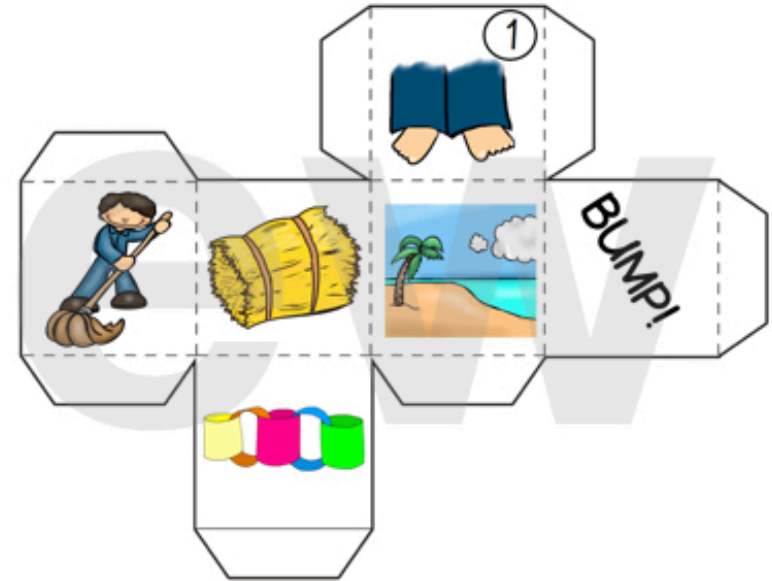
ROLL, READ, AND COVER GAMES

PARTNERS WILL ROLL THE DICE AND COVER THE BOARD. PLAYERS CAN "BUMP" ONE ANOTHER OFF THE BOARD. PLAYER WITH 4-IN-A-ROW FIRST WINS!

Roll, Read, & Cover: Vowel Teams ^{ai, ay, ea, ee} ①

feet	beach	clean	chain
beach	hay	chain	beach
hay	clean	hay	feet
clean	hay	beach	chain
feet	chain	clean	feet

©2015 The Pink Life




-4 GAMES-

IDENTIFY AND SORT PACK

STUDENTS WILL CUT AND PASTE EACH PICTURE ON TOP OF ITS MATCHING VOWEL PAIR WORD.


Identify, Label, & Sort: Long Vowel Words
Identify the word that corresponds to each picture. Write the word next to or below each picture and paste it in the correct column.

ay		ea	
holiday	ray	tea	dream
play	hay	cream	easel



Identify, Label, & Sort: Long Vowel Words
Identify the word that corresponds to each picture. Write the word next to or below each picture and paste it in the correct column.

ai		ee	
sail	stain	feet	queen
tail	snail	heel	coffee

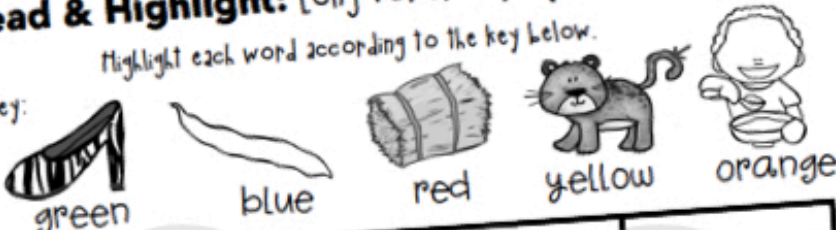


READ AND HIGHLIGHT PACK

STUDENTS WILL COLOR EACH PICTURE ACCORDING TO THE COLOR CODE AT THE TOP OF THE PAGE.

Read & Highlight: Long Vowel "ai", "ay", "ea", & "ee" Words
 Highlight each word according to the key below.


Key:



eat	heel	tail	bean
heel	tail	bean	eat
bean	hay	bean	bean
tail	bean	eat	hay
eat	heel	hay	bean
hay	eat	tail	heel

Read & Highlight: Long Vowel "ai", "ay", "ea", & "ee" Words
 Highlight each word according to the key below.

Key:



mail	clean	leaf	clean
day	mail	feet	day
clean	day	leaf	mail
leaf	clean	feet	mail
mail	feet	day	feet
feet	day	clean	leaf

FAST FLUENCY PACK

-STUDENTS WILL READ THE SENTENCES IN EACH ROW AND TIME THEMSELVES USING A STOPWATCH OR SAND TIMER. *OR JUST ADD A STICKER EACH TIME THEY PRACTICE ALL 5 ROWS.

*WHEN THEY ARE FINISHED WITH FLUENCY, THEY WILL COLOR THE VOWEL PAIRS USING THE COLOR CODE.

Fast Fluency: "ai", "ay", "ea", "ee" Words 1

Read each of the sentences below. Each time you read, record the time it took you to read. After reading, highlight each sentence using the color key.

- 1 I see a team play ball.
- 2 I put my feet in the water.
- 3 We will drink green juice.
- 4 The queen was me.
- 5 Today is a day in May.

Try # Time

Try #	Time
1	
2	
3	
4	

Find and

ai
ay
ea
ee

Fast Fluency: "ai", "ay", "ea", "ee" Words 2

Read each of the sentences below. Each time you read, record the time it took you to read. After reading, highlight each sentence using the color key.

- 1 We made three daisy chains.
- 2 She helped clean the beach.
- 3 I dreamed under the tree.
- 4 I paint with my teacher.
- 5 You can spray the clay.

Try # Time

Try #	Time
1	
2	
3	
4	

Find and Color

ai  blue
ay  orange
ea  red
ee  pink

COMPREHENSION STORIES

STUDENTS WILL READ EACH STORY, ILLUSTRATE A PICTURE TO MATCH THE STORY, AND THEN ANSWER THE COMPREHENSION QUESTIONS BELOW.

I can read I can read Comprehension Review: "ay", "ai", "ea", "ee" Words **1**

I treat my teacher like a queen. I paint and play with her every day. She is neat!

I can illustrate this story!

Answer the following questions by coloring in the correct circle.

What was NOT in the story?

- a teacher
- a team
- a paint

The teacher was...

- fun
- nice
- neat

The teacher was treated like a ...

- queen
- peach
- daisy

What did the teacher and student do together?

- read and play
- play and paint
- eat and paint

©2025 The Educator Life

I can read I can read Comprehension Review: "ay", "ai", "ea", "ee" Words **2**

We did a lot today! We put the mail in a pail and took our green and teal boat for a sail.

I can illustrate this story!

Answer the following questions by coloring in the correct circle.

What was NOT in the story?

- a bean
- mail
- a pail

The boat was...

- green and yellow
- green and teal
- teal and red

What did they do with the boat?

- drank tea in it
- painted it red
- took it for a sail

Where did they put the mail?

- in a tree
- on a tray
- in a pail

©2025 The Educator Life

SUITCASE SUPERSTAR MAP

STUDENTS CAN TRACK WHICH ACTIVITIES THEY HAVE COMPLETED IN EACH SUITCASE USING THIS MAP.

I am a reader!
Suitcase Superstar Map

Brain Bubbles-
blue

Identify, Label, &
Sort- orange

Read & Highlight-
yellow

Fast Fluency-
green

Comprehension
Stories- red

Name: _____

©2015 The Orderly Life

*I hang these in my classroom and also have students keep a copy of this map in their literacy notebooks.