

# How does Auto-fill work?

(PDF FILE)

**Valentine Sight Word Fun {auto-fill}**

Just type in the **FOUR SIGHT WORDS** you would like to use and all the worksheets will automatically generate for you!  
\*See the next page for examples.

Type four sight words in the boxes.


To change the words or colors and make another set of worksheets, just delete the words on THIS page only and type in the new words!

If you have any questions or comments about this product, please don't hesitate to email me at [thekinderlife@gmail.com](mailto:thekinderlife@gmail.com).

ENJOY  
the Kinder Life

(EXAMPLE)

**Valentine Sight Word Fun {auto-fill}**

Just type in the **FOUR SIGHT WORDS** you would like to use and all the worksheets will automatically generate for you!  
\*See the next page for examples.

Type four sight words in the boxes.

some
how
like
see

To change the words or colors and make another set of worksheets, just delete the words on THIS page only and type in the new words!

If you have any questions or comments about this product, please don't hesitate to email me at [thekinderlife@gmail.com](mailto:thekinderlife@gmail.com).

ENJOY  
the Kinder Life

**Just fill in the purple boxes on the SECOND PAGE ONLY and ALL other pages automatically fill with the words you chose...INSTANTLY creating your own personalized pages!**

-Print the pages you want and then type different words in the purple boxes on the second page to create DIFFERENT pages.

\*If you love this, check out the other AUTO-FILL products in my store!

To get the hang of this, be sure to try out the Auto-fill FREEBIES in my store. :)

(Search "auto-fill" in my store and you will find them.)

# Activities INCLUDED:

VALENTINE COLORS: ROLL, ReAd, ANd COLOr

Roll the dice and read a word in the row. After you read, color the word the color listed at the top. Repeat until 3 columns are fully colored.

RED	PINK	RED	PINK	RED	PINK
some	like	how	see	how	see
how	see	some	how	like	some
like	some	like	see	some	see
see	see	how	like	like	like
like	how	some	some	some	how
see	like	see	how	see	see
how	see	some	see	like	some
♡	♡♡	♡♡♡	♡♡♡	♡♡♡	♡♡♡

Name: \_\_\_\_\_

©2017 TheKindergarten.com

Students use a dice to roll and read words. Each word they read, they color a certain color! Students are done when they have colored the words in 3 FULL columns.

# Activities INCLUDED:

Students color the words according to the color code.

Roses are Red, Violets are Blue COLOR CODE

Color the words using the color code.

Name: \_\_\_\_\_

see	how	some	see	see
how	some	see	how	some
like	how	some	see	like
some	like	see	how	how
how	some	how	see	see
see	like	see	some	how
see	like	how	some	like


RED

how

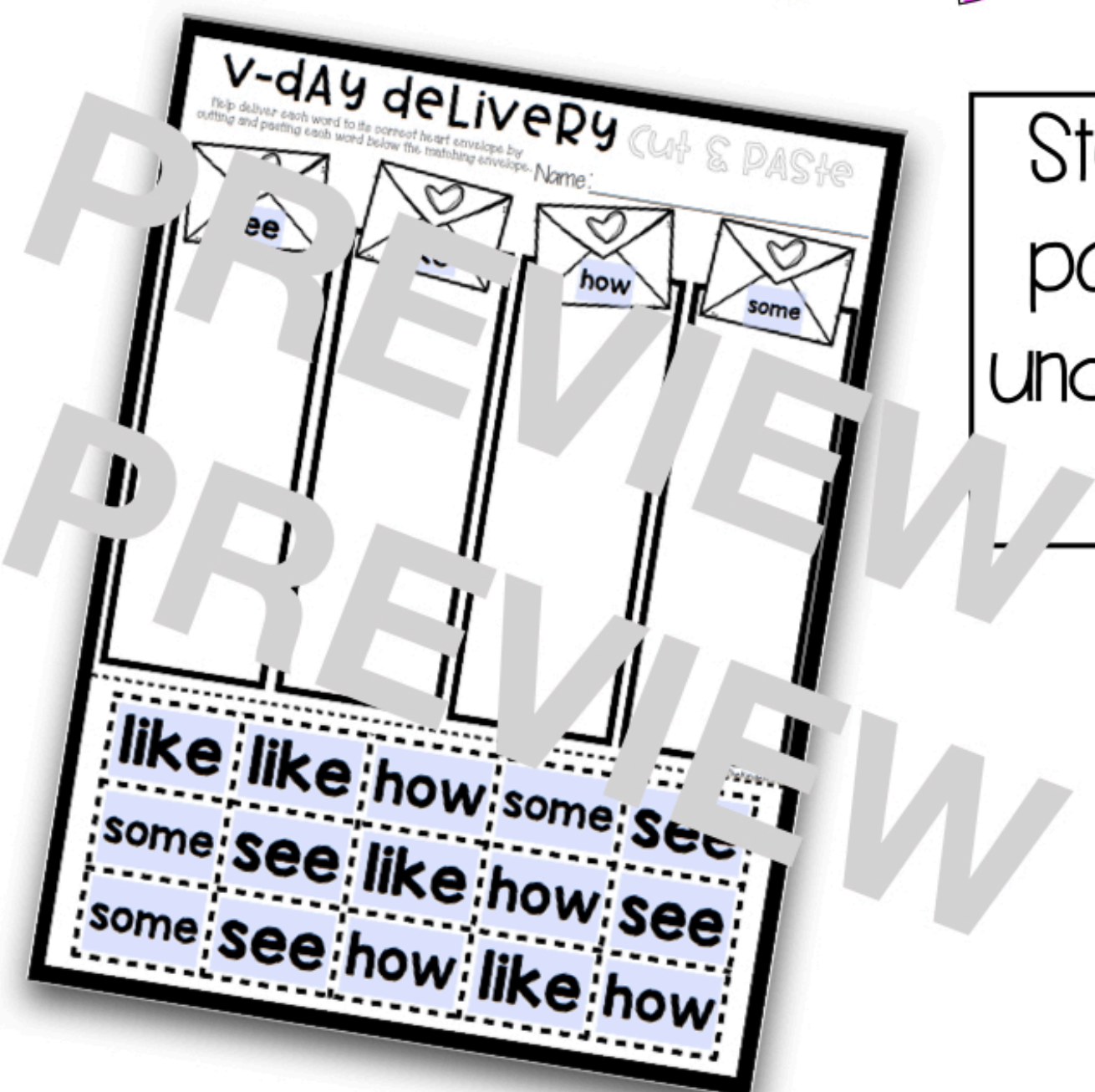
see

BLUE

some




# Activities INCLUDED:



Students cut and paste the words under the matching envelope.

# Activities INCLUDED:



Students cut and paste the words on top of the FIRST vowel in each word.

# Activities INCLUDED:

**VALENTINE** **ROLL & WRITE**

ROLL the VALENTINE dice to get a number. Using the key, write the word listed next to the number you rolled in a box. Continue rolling and writing words in the boxes until all the boxes are filled.

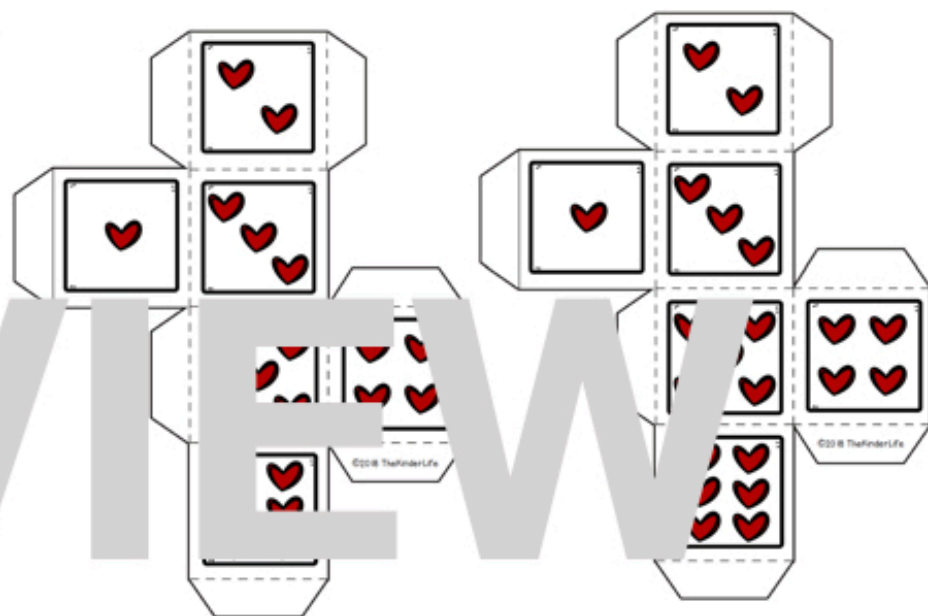
Name: \_\_\_\_\_

1 or 2	like
3 or 4	how
5	see
6	some




## VALENTINE DICE

\*Multiple copies so that multiple students can work on this activity at the same time.



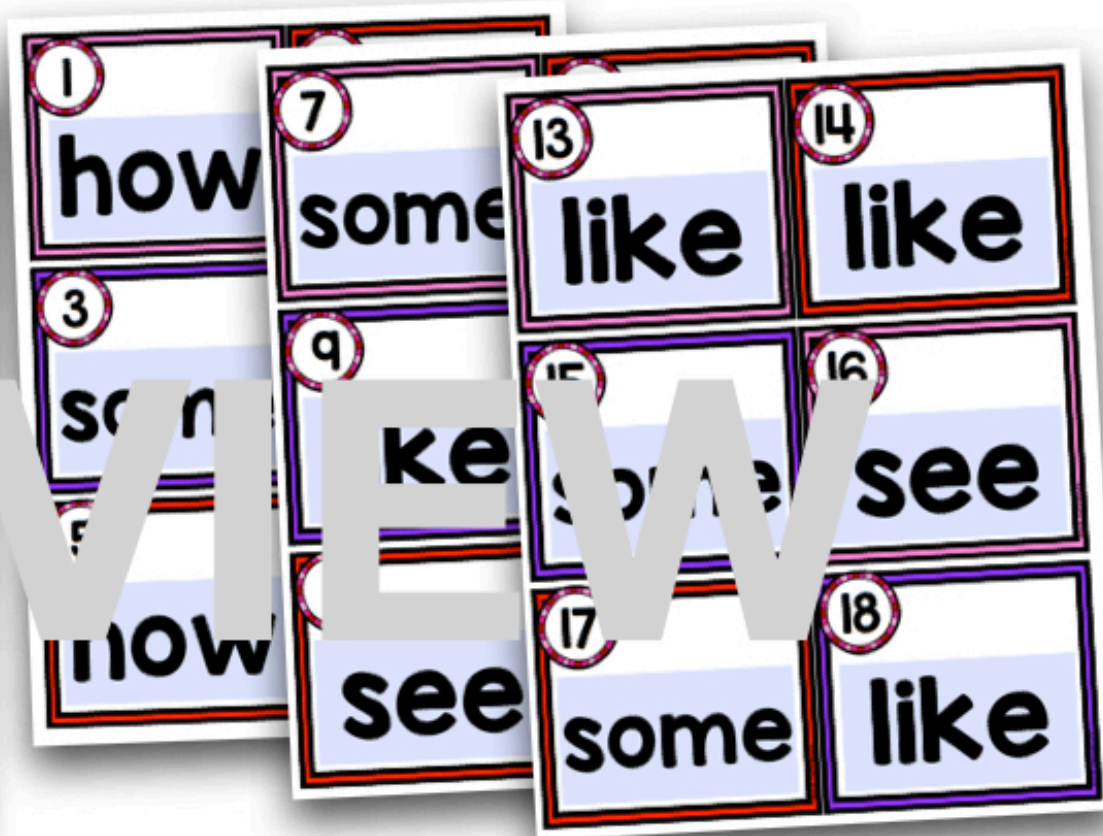

Students will roll the dice and then write the word listed next to the number they rolled in a box. They will continue rolling and writing until all the boxes are filled.

# Activities INCLUDED:

**VALENTINE** write the room  
Using the numbered task cards, write the word on the card in the box with the matching number.

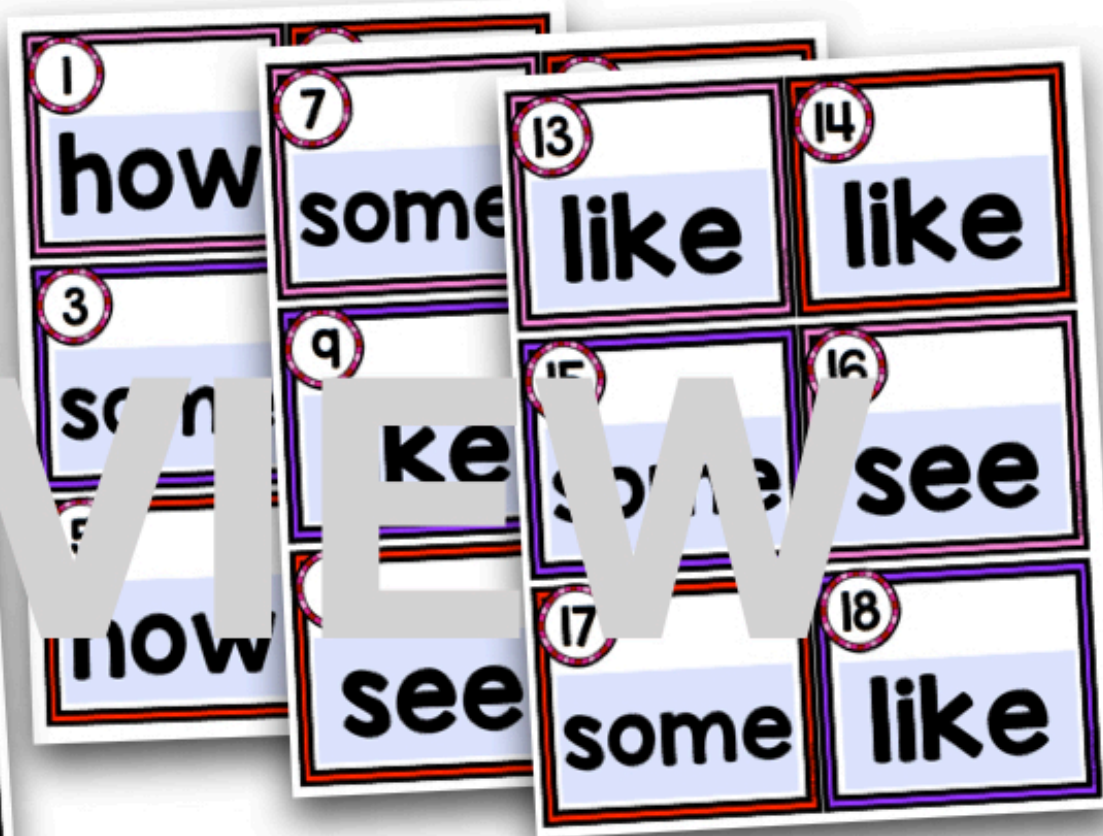
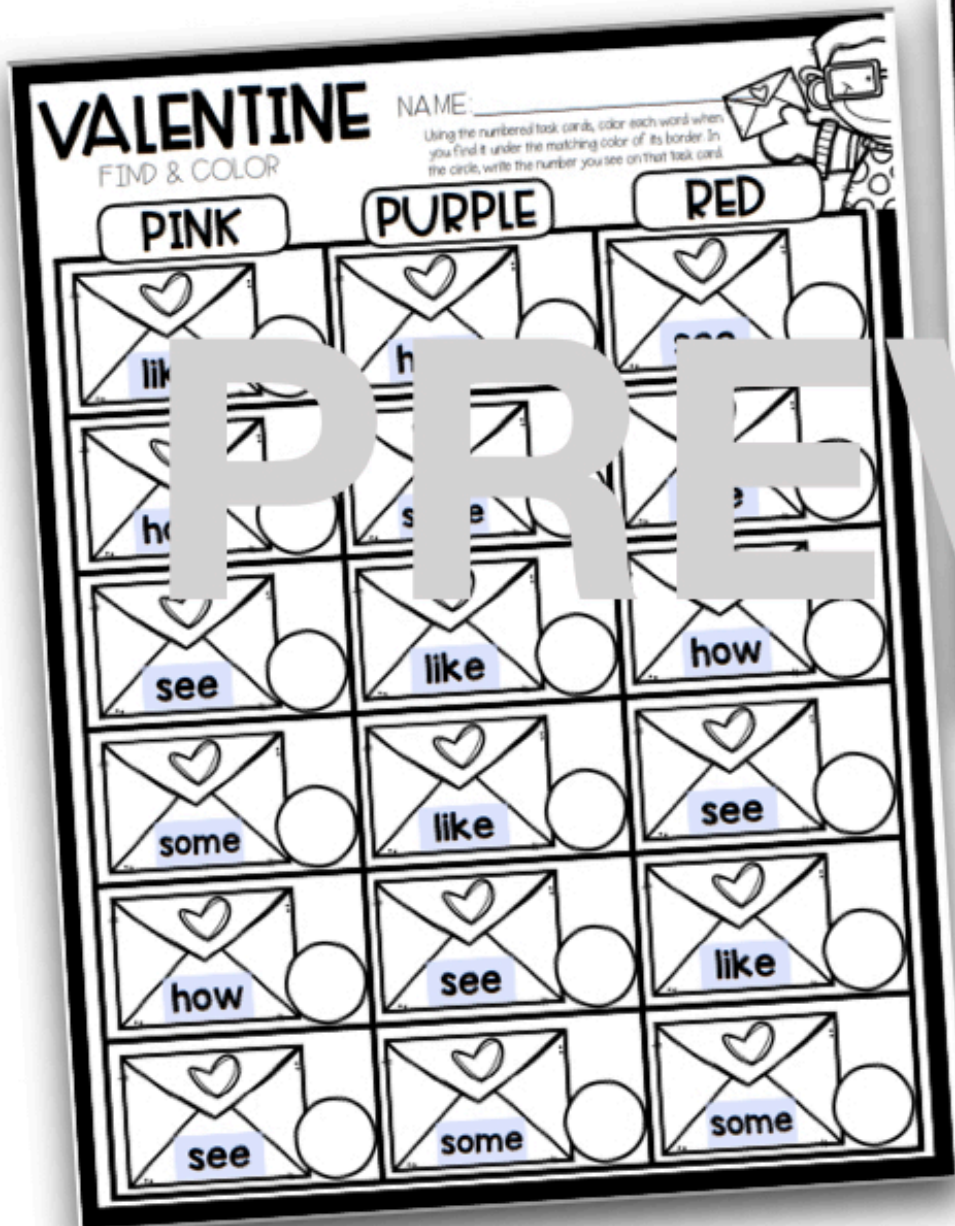
Name: \_\_\_\_\_

1	2	3
4	5	6
7	8	9
10	11	12
13	14	15
16	17	18



Using these task cards, students write each word in its matching numbered box. Use as a Write the Room activity or a SCOOT game.


# Activities INCLUDED:



Using these task cards, students will find each word under the color column of its border and color the word. Next, they will write the number they see on the card in the circle next to the word.



# Activities INCLUDED:



Valentine Adventure Bag Label



Game Pieces



Paste the bag label on the a paper bag and cut out all the word cards. Put the word cards in the bag. Create the game pieces. Students will pull out a word card, READ IT, and then move their game piece to either WHITE or RED. First player to FINISH wins.