



THIS TASK CARD GAME INCLUDES:

12 Task Cards

3 Recording Sheets







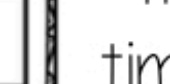




















—PERFECT FOR DIFFERENTIATION—

Use the **SAME** task cards in this game to play **3 different** ways!

time: to the hour & half-hour

Using each lettered task card, color the matching clock in the same lettered box as the task card.



A	 	B	 
C	 	D	 
E	 	F	 
G	 	H	 
I	 	J	 
K	 	L	 


Name _____ ©2019TheKinderLife

Students will **COLOR** the clock that matches the clock shown on each task card.

Students will **COLOR** the time that matches the time shown on the clock on each task card.

time: to the hour & half-hour

Using each lettered task card, color the matching time in the same lettered box as the task card.




A	2:00 3:00	B	4:30 5:30	C	12:00 1:00
D	10:00 11:00	E	12:30 1:30	F	3:30 2:30
G	2:00 1:00	H	5:00 4:00	I	4:30 3:30
J	8:00 7:00	K	11:30 12:30	L	8:00 9:00

Name _____ ©2019TheKinderLife

Students will **WRITE** the time (in digital form) that is shown on the clock on each task card.

time: to the hour & half-hour

Using each lettered task card, write the time shown on each clock in the same lettered box as the task card.



A	B
C	D
E	F
G	H
I	J
K	L

Name _____ ©2019TheKinderLife