

EACH LESSON PLAN HAS...

— DETAILED —
substitute
INSTRUCTIONS

thank you for working in our class. Today WE APPRECIATE YOU!

These complete the following components in the table provided on the page.

DAILY SCHEDULE

Instructions and tips:

*Don't have a sub that month? You can use them yourself!
 Early finishers?
 Fun review?

*Each pack is **LOOSELY** tied to a month and so you could really use any of these packs during **ANY** month!

COMES WITH

EDITABLE
 Substitute Information Binder

*Don't follow the Common Core? You can still use these packs! The common core standards used are based on universal **FOUNDATIONAL** 3rd GRADE skills!

EACH ACTIVITY HAS...

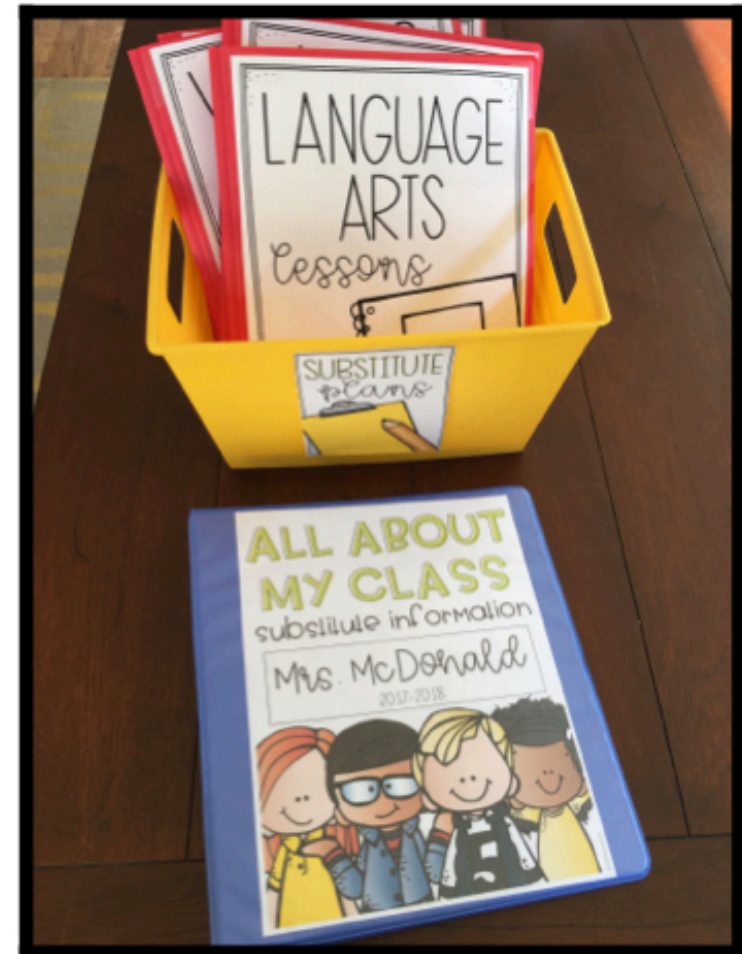
— C.C. Standard —
 listed on each page

all sizes of ba

TITLE: The MAIN idea...

SUPPORTING DETAILS...

730	973	488
651	500	367
322	124	854



IMPORTANT TO NOTE!

**If you are using these plans in an EMERGENCY SUB situation, ALL you will need to leave is your DAILY SCHEDULE and you are set! Just print and copy the pack for your sub :)

The TASK CARD GAME, EDITABLE SUBSTITUTE BINDER, and FOLDER LABELS to make a SUB TUB are ALL OPTIONAL goodies I added for fun if you have time to plan ahead and prepare!

BRAND New Addition!

Although the substitute directions in each pack will be totally ready to PRINT & GO, I know that if you have time to plan ahead for your sub you may want to tweak the directions a little instead of retyping all of them! :)

And so...in the BUNDLE you will be provided an extra BONUS...

A POWERPOINT FILE THAT CONTAINS ALL PAGES OF THE SUBSTITUTE INSTRUCTIONS completely EDITABLE!

YOU HAVE TONS OF OPTIONS!

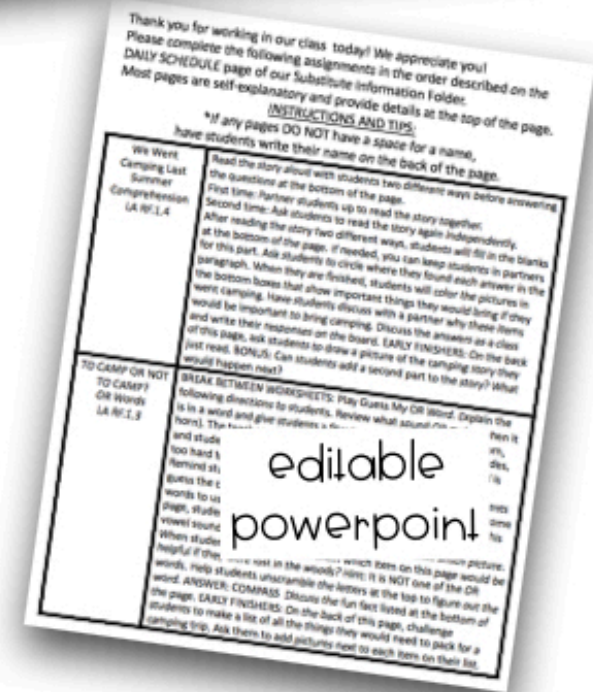
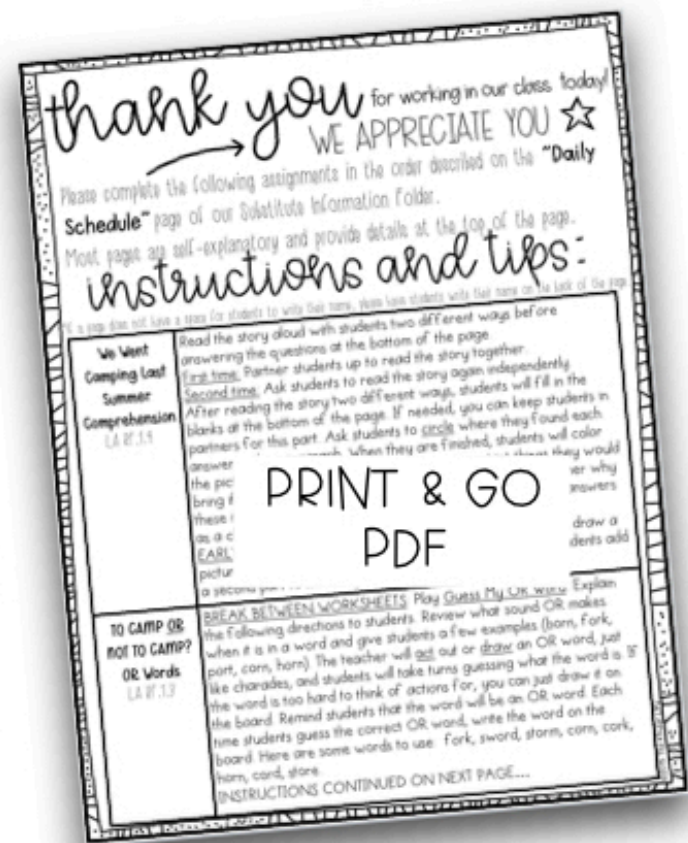
-ADD YOUR OWN FUN FONTS

-ADD DIFFERENT ACTIVITIES

-CHANGE THE INTRODUCTION ACTIVITY OR CHANGE/ADD AN EXTENSION ACTIVITY

-DELETE THE COMMON CORE STANDARD IF YOU ARE NOT USING COMMON CORE

*JUST SAVE THIS FILE TO YOUR COMPUTER SO THAT YOU SAVE YOUR EDITS FOR THE FUTURE TOO!



Love this?

Check out my other **BEST-SELLING SUB PLAN BUNDLES!**
Click each image to see more!



SEPTEMBER PLANS

THIRD GRADE
all about apples
PRINT & GO
SUB PLANS



thank you for working in our class today!
WE APPRECIATE YOU

These complete the following worksheets in the order listed on the back.

DAILY SCHEDULE

TAKING A BITE OF IDIOMS

YOU'LL NEED TO CARRY!

ROTTEN APPLES II

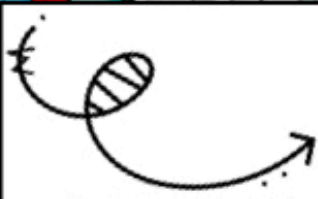
CARRYING THOSE APPLES

IT APPLS WENT TO SCHOOL

all about apples

all about apples

BONUS:
task card
game



DETAILED
sub instructions

-Idioms-

101

102

THIRD GRADE
all about family
PRINT & GO
SUB PLANS



thank you for working in our class today!
WE APPRECIATE YOU

These complete the following worksheets in the order listed on the back.

FAMILY SCHEDULE DRAW & MATCH

ADJECTIVES TO DESCRIBE MY FAMILY

A DAY in the life of my FAMILY

HOW I HELP OUT MY FAMILY

ALL ABOUT ALLOWANCE

OUR GROCERY STORE LIST

MY FAVORITE PARTS

BONUS:
task card
game



DETAILED
sub instructions

SOLVE MY STORY

70	\$43	903
\$912	475	831
71	338	182
85	\$342	280

OCTOBER PLANS

THIRD GRADE
all about bats
PRINT & GO
SUB PLANS



thank you for working in our class today!
WE APPRECIATE YOU 🐉

Write the following equations (overleaf) on the board 2018- 400-30
23-20- Call out a sum for one of the equations. Can students come up and
add that sum to the correct equation? Ask the student volunteer how they
did that and the teacher. Repeat until all equations are solved and the student
volunteer is ready to take on a new equation.

Do you like bats?
Start with a discussion by asking students what they would do if they
found a bat? Should they catch it? What they would do if they found a bat?
Students will draw pictures of each kind of bat and write a short paragraph
about it. On the back of the page, challenge students to write about what they
found out about bats. **EASY INSTRUCTIONS**

Parts of a Bat
All students who they know about bats. Write their responses on the board
and what they know about bats. Students will draw each part of a bat and
label it. On the back of the page, challenge students to write about what they
found out about bats. **EASY INSTRUCTIONS**

all sizes of bats: smallest to largest
Write the following words in the box. Use the words to describe why
you think the bat is the best. **EASY INSTRUCTIONS**

A PET BAT WOULD BE...
Write the following words in the box. Use the words to describe why
you think a pet bat would be the best. **EASY INSTRUCTIONS**

IMPORTANT RULES FOR TRICK-OR-TREATING
Write the following words in the box. Use the words to describe why
you think the rules are the best. **EASY INSTRUCTIONS**

I can LABEL the parts of a bat
Write the following words in the box. Use the words to describe why
you think the parts are the best. **EASY INSTRUCTIONS**

BATTY About Sight Words
Color each sight word according to the color code below.
different Follow Follow Follow Follow Follow Follow Follow Follow Follow Follow
different Follow Follow Follow Follow Follow Follow Follow Follow Follow Follow

FLYING Through sums to 50
Write the following words in the box. Use the words to describe why
you think the sums are the best. **EASY INSTRUCTIONS**

THE MAIN Idea
Write the following words in the box. Use the words to describe why
you think the main idea is the best. **EASY INSTRUCTIONS**

BONUS:
task card
game

WORD SCRAMBLES

Write the following words in the box. Use the words to describe why
you think the words are the best. **EASY INSTRUCTIONS**

1
ihgh

2
ithlg



DETAILED
sub instructions

THIRD GRADE
all about spiders
PRINT & GO
SUB PLANS



thank you for working in our class today!
WE APPRECIATE YOU 🐉

Write the following multiplication problems on the board 2018- 400-30
23-20- Call out a sum for one of the equations. Can students come up and
add that sum to the correct equation? Ask the student volunteer how they
did that and the teacher. Repeat until all equations are solved and the student
volunteer is ready to take on a new equation.

Do you like spiders?
Start with a discussion by asking students what they would do if they
found a spider? Should they catch it? What they would do if they found a spider?
Students will draw pictures of each kind of spider and write a short paragraph
about it. On the back of the page, challenge students to write about what they
found out about spiders. **EASY INSTRUCTIONS**

Parts of a Black Widow
All students who they know about spiders. Write their responses on the board
and what they know about spiders. Students will draw each part of a black widow
spider and label it. On the back of the page, challenge students to write about what they
found out about spiders. **EASY INSTRUCTIONS**

IF I FOUND A SPIDER...
Write the following words in the box. Use the words to describe why
you think the spider is the best. **EASY INSTRUCTIONS**

LAUGHT IN A WEB: PREFIXES
Write the following words in the box. Use the words to describe why
you think the prefixes are the best. **EASY INSTRUCTIONS**

MIGHTY SPIDERS
Write the following words in the box. Use the words to describe why
you think the spiders are the best. **EASY INSTRUCTIONS**

Do you like spiders?
Start with a discussion by asking students what they would do if they
found a spider? Should they catch it? What they would do if they found a spider?
Students will draw pictures of each kind of spider and write a short paragraph
about it. On the back of the page, challenge students to write about what they
found out about spiders. **EASY INSTRUCTIONS**

IF I FOUND A SPIDER...
Write the following words in the box. Use the words to describe why
you think the spider is the best. **EASY INSTRUCTIONS**

LAUGHT IN A WEB: PREFIXES
Write the following words in the box. Use the words to describe why
you think the prefixes are the best. **EASY INSTRUCTIONS**

MIGHTY SPIDERS
Write the following words in the box. Use the words to describe why
you think the spiders are the best. **EASY INSTRUCTIONS**

Do you like spiders?
Start with a discussion by asking students what they would do if they
found a spider? Should they catch it? What they would do if they found a spider?
Students will draw pictures of each kind of spider and write a short paragraph
about it. On the back of the page, challenge students to write about what they
found out about spiders. **EASY INSTRUCTIONS**

IF I FOUND A SPIDER...
Write the following words in the box. Use the words to describe why
you think the spider is the best. **EASY INSTRUCTIONS**

LAUGHT IN A WEB: PREFIXES
Write the following words in the box. Use the words to describe why
you think the prefixes are the best. **EASY INSTRUCTIONS**

MIGHTY SPIDERS
Write the following words in the box. Use the words to describe why
you think the spiders are the best. **EASY INSTRUCTIONS**

BONUS:
task card
game

MULTIPLICATION

Write the following words in the box. Use the words to describe why
you think the words are the best. **EASY INSTRUCTIONS**

3x3= A

5x0= B



DETAILED
sub instructions

NOVEMBER PLANS

THIRD GRADE
all about pumpkins
PRINT & GO
SUB PLANS



DETAILED
sub instructions

thank you for working in our class today!
WE APPRECIATE YOU ☆

Please complete the following assignments in the order directed on the back.

PERFECTLY PUMPKIN color & custom drawings

PUMPKIN COLORS REVIEW DEGRADES

ORANGE You a Great Counter?

HOW DO PEOPLE USE PUMPKINS?

THE LIFE CYCLE OF A PUMPKIN

My PUMPKIN RECIPES

PUMPKIN WREAP RECORD

BONUS:
task card
game

-PUMPKIN- THE MISTAKE

-PUMPKIN- THE MISTAKE

-PUMPKIN- WHAT ARE THEY COUNTING BY?

A 905
B 901
C 903

D 248
E 244
F 247

G 344
H 341
I 343

J 101
K 102
L 104

A 2 3 4 5 6 7 8 9 10
B 3 1 4 2 5 6 7 8 9 10
C 1 2 3 4 5 6 7 8 9 10

D 3 1 4 2 5 6 7 8 9 10
E 1 2 3 4 5 6 7 8 9 10
F 2 1 3 4 5 6 7 8 9 10

G 1 2 3 4 5 6 7 8 9 10
H 3 1 4 2 5 6 7 8 9 10
I 1 2 3 4 5 6 7 8 9 10
J 2 1 3 4 5 6 7 8 9 10

THIRD GRADE
all about fall
PRINT & GO
SUB PLANS



DETAILED
sub instructions

thank you for working in our class today!
WE APPRECIATE YOU ☆

Please complete the following assignments in the order directed on the back.

PERFECTLY PUMPKIN color & custom drawings

PUMPKIN COLORS REVIEW DEGRADES

ORANGE You a Great Counter?

HOW DO PEOPLE USE PUMPKINS?

THE LIFE CYCLE OF A PUMPKIN

My PUMPKIN RECIPES

PUMPKIN WREAP RECORD

BONUS:
task card
game

rating of VERBS, ADJECTIVES, ENOUNS

rating of VERBS, ADJECTIVES, ENOUNS

rating of VERBS, ADJECTIVES, ENOUNS

50
I drive a red car.

51
Mario can run faster than a cheetah.

Autumn Adjectives

Don't Fall for It! TRUE or FALSE STATEMENTS

THE SCIENCE OF FALLING

comparing and contrasting

finding "FALLING" Verbs & Nouns

470 211 343 739

776 990 554 912

My Message

The perfect FALL of

BONUS PLAN!

HOLIDAYS AROUND THE WORLD

THIRD GRADE
 holidays around the world
PRINT & GO
SUB PLANS

KINDER life

THE WORLD

BONUS:
 task card
 game

thank you for working in our class today!
 WE APPRECIATE YOU

My Holidays Around the World PASSPORT

ANUKKAH: ...

KWANZAA: The Seven Principles ...

CHRISTMAS IN T...

CHINESE New Year

DE FANA OR O...

POSADAS: MEXICO

HOW DOES THE Christmas tree SURVIVE THE WINTER?

BONUS ACTIVITY: CREATE A HOLIDAY BANDER

PREVIEW

DECEMBER PLANS

THIRD GRADE
all about giving
PRINT & GO
SUB PLANS

thank you for working in our class today!
WE APPRECIATE YOU ☆

Please complete the following assignments in the order described on our:

DAILY SCHEDULE

Most pages are self-instructions. The first page of the plan includes instructions for the student.

inst

Supporting Numbers

THE PROBLEM

THE SOLUTION

COLORED FLOWERS

THE FOOD CHAIN

She **KNIT** Me a Gift: Start *

PRETTY PRESENTS: Comparing Numbers

Organizing the GIFTS from LEAST to GREATEST.

My Holiday Gift Giving List

COLORED FLOWERS

THE FOOD CHAIN

THE PROBLEM

THE SOLUTION

BONUS:
task card
game

POSSESSIVE NOUNS

POSSESSIVE NOUNS

POSSESSIVE NOUNS

the hat belongs to Pram

the shell of the turtle

SINGULAR	SINGULAR	SINGULAR
PLURAL	PLURAL	PLURAL

DETAILED
sub instructions

THIRD GRADE
all about hibernation
PRINT & GO
SUB PLANS

thank you for working in our class today!
WE APPRECIATE YOU ☆

Please complete the following assignments in the order described on our:

DAILY SCHEDULE

Most pages are self-instructions. The first page of the plan includes instructions for the student.

inst

Supporting Numbers

THE PROBLEM

THE SOLUTION

COLORED FLOWERS

THE FOOD CHAIN

SILENT H - HIBERNATE

HIBERNATING

Hibernating COSTS A Lot!

IT'S TIME TO HIBERNATE

Migrate or Hibernation or Torpor

MIGRATION

HEBERNATION

What do they do to PREPARE for Winter?

POSSESSIVE NOUNS

POSSESSIVE NOUNS

POSSESSIVE NOUNS

the hat belongs to Pram

the shell of the turtle

SINGULAR	SINGULAR	SINGULAR
PLURAL	PLURAL	PLURAL

BONUS:
task card
game

POSSESSIVE NOUNS

POSSESSIVE NOUNS

POSSESSIVE NOUNS

the hat belongs to Pram

the shell of the turtle

SINGULAR	SINGULAR	SINGULAR
PLURAL	PLURAL	PLURAL

DETAILED
sub instructions

JANUARY PLANS

THIRD GRADE all about winter PRINT & GO SUB PLANS

thank you for working in our class today!
WE APPRECIATE YOU ☆

Please complete the following assignments in the order listed on our DAILY SCHEDULE

Post page

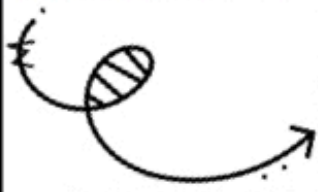
Write the names of the items on the board. Ask students to help you write the amount of the items. How many items are there? How many items are there? How many items are there?

Write the amount of the items on the board. Ask students to help you write the amount of the items. How many items are there? How many items are there? How many items are there?

Write the amount of the items on the board. Ask students to help you write the amount of the items. How many items are there? How many items are there? How many items are there?

Write the amount of the items on the board. Ask students to help you write the amount of the items. How many items are there? How many items are there? How many items are there?

Write the amount of the items on the board. Ask students to help you write the amount of the items. How many items are there? How many items are there? How many items are there?



DETAILED
sub instructions

SILENT SNOW... Which letter is silent?
L is SILENT PURPLE T is SILENT!

Shopping for WINT

IT'S SNOWING FRACTIONS How to Build the ReSi

THE WINTER OLYM

WINTER all over the EARTH

BONUS:
task card
game

It's snowing FRACTIONS!

It's snowing FRACTIONS!

It's snowing FRACTIONS!

It's snowing FRACTIONS!

It's snowing FRACTIONS!

It's snowing FRACTIONS!

THIRD GRADE all about Martin Luther King Jr PRINT & GO SUB PLANS

thank you for working in our class today!
WE APPRECIATE YOU ☆

Please complete the following assignments in the order listed on our DAILY SCHEDULE

Post page

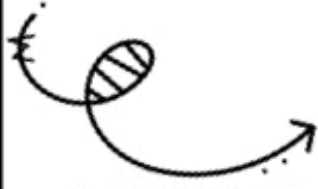
Write the names of the items on the board. Ask students to help you write the amount of the items. How many items are there? How many items are there? How many items are there?

Write the amount of the items on the board. Ask students to help you write the amount of the items. How many items are there? How many items are there? How many items are there?

Write the amount of the items on the board. Ask students to help you write the amount of the items. How many items are there? How many items are there? How many items are there?

Write the amount of the items on the board. Ask students to help you write the amount of the items. How many items are there? How many items are there? How many items are there?

Write the amount of the items on the board. Ask students to help you write the amount of the items. How many items are there? How many items are there? How many items are there?



DETAILED
sub instructions

BRavery, FREEDOM, AND LOVE

CHANGING the world

MARTIN'S MATH 2 x 5 = 10

ALL ABOUT CHADACTED

I HAVE A DREAM

MARTIN LUTHER KING JR.

IF I SAID LUNCH WITH MARTIN LUTHER KING JR.

WHY CAN YOU HELP THE PAPERBOAT?

MY KINDNESS INVENTION

BONUS:
task card
game

Two VERSIONS!

addition version

multiplication version

Freedom

laboratory

Freedom

FEBRUARY PLANS

THIRD GRADE
all about presidents
PRINT & GO
SUB PLANS

thank you for working our class today!
WE APPRECIATE YOU ☆

HOW MANY WORDS CAN YOU MAKE WITH THE LETTERS IN: **W**

TIME TO CHANGE THE

PREFIX OR SUFFIX? COLOR CODE

PRODUCTS multiplication facts

What does a P

Thomas Jefferson:

Our CURRENT President

Year Elected

The president lives here.

THREE FACTS ABOUT OUR

BONUS:
task card
game

- red, white, & blue
Draw a 9 AM - 00, 15, 30.

- red, white, & blue
Draw a 9 AM - 00, 15, 30, 45.

- red, white, & blue
Draw a 9 AM - 00, 15, 30, 45.

DETAILED
sub instructions

THIRD GRADE
all about love
PRINT & GO
SUB PLANS

thank you for working our class today!
WE APPRECIATE YOU ☆

We Adore Nouns and Pronouns!

MISSING FACTORS: MULTIPLICATION

The SIZE of my HEART!

How I SLOW love

love-ly PRONOUNS

love-ly 50

love-ly 51

BONUS:
task card
game

she her
we us
he it
they their

Frinda swims really fast.

Carter and Jason went to the carnival.

DETAILED
sub instructions

MARCH PLANS

THIRD GRADE
all about luck
PRINT & GO
SUB PLANS

thank you for working in our class today!
WE APPRECIATE YOU ☆

Please complete the following assignments in the order directed on our Daily Schedule

First, open an self-orientation and write about at the top of the page.

Then, students will write the multiplication facts on the page. They will use the resources in each of the tabs to help them. They will then use the resources to write the division facts on the page. They will use the resources to write the division facts on the page. They will use the resources to write the division facts on the page.

TRUE RAINBOW STATEMENTS

Students open up their own with straight pencil lines. They will use the resources to write the statements on the page. They will use the resources to write the statements on the page. They will use the resources to write the statements on the page.



DETAILED
sub instructions

LUCKY NOUNS, VERBS, & ADJECTIVES

GOOD OR BAD LUCK?

COUNTING UP GO

GOOD LUCK WISHES

How to catch a leprechaun

All About Rainbows

All About St. Patrick's Day

All About Leprechauns

BONUS:
task card
game



LUCKY FACTS

9x3=3	72:8=9	18:4=4
9:1=9	63:7=9	4:1=4
3x=9	18:3=6	12:2=6
x:9=63	18:2=9	4:1=4
	80:8=10	6:1=6
	90:9=10	12:6=2
	48:7=7	20:4=5
	28:4=7	30:6=5
		2:7=3
		27:9=3

THIRD GRADE
all about baby animals
PRINT & GO
SUB PLANS

thank you for working in our class today!
WE APPRECIATE YOU ☆

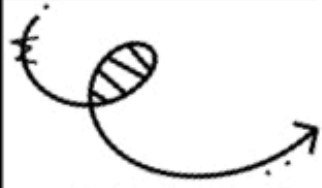
Please complete the following assignments in the order directed on our Daily Schedule

First, open an self-orientation and write about at the top of the page.

Then, students will write the multiplication facts on the page. They will use the resources in each of the tabs to help them. They will then use the resources to write the division facts on the page. They will use the resources to write the division facts on the page.

TRUE RAINBOW STATEMENTS

Students open up their own with straight pencil lines. They will use the resources to write the statements on the page. They will use the resources to write the statements on the page. They will use the resources to write the statements on the page.



DETAILED
sub instructions

ANIMAL SIMILES


SPRINGING FOR TIME IN ORDER!

TAKING CARE OF MY PETS

Baby Animal Rules

All About Rabbits

BONUS:
task card
game



CUTE SIMILES

As a tortoise	As a giraffe	As a bat	tall
As a clown	As a hippo	As a rabbit	daisy
As slow as a tortoise			
As happy as a hippo			
As cute as a button			
As fresh as a daisy			
As sick as a dog			

APRIL PLANS

THIRD GRADE
all about earth
PRINT & GO
SUB PLANS



thank you for working in our class today!
WE APPRECIATE YOU ☆

Please complete the following assignments in the order directed on our:

Daily Schedule

Fun FACTS 1

LANDFORM

PLANS FOR PROTECTING PLANET EARTH

EARTH LAYERS: PLATE TECTONICS

IMPERFECT SENTENCES

IMPERFECT SENTENCES

IMPERFECT SENTENCES

IMPERFECT SENTENCES



DETAILED
sub instructions

Make it a compound sentence!

You can recycle that paper.
I like to use compostable straws.

TIME FOR A CHANGE

HALF FRACTIONS - NUMBER MAZE

Fun FACTS 1

LANDFORM

PLANS FOR PROTECTING PLANET EARTH

EARTH LAYERS: PLATE TECTONICS

BONUS:
task card
game

IMPERFECT SENTENCES

IMPERFECT SENTENCES

IMPERFECT SENTENCES

IMPERFECT SENTENCES

Earth is the best planet in our solar system. (71)

Earth is a rocky planet, but some planets are gassy. (70)

THIRD GRADE
all about plants
PRINT & GO
SUB PLANS



thank you for working in our class today!
WE APPRECIATE YOU ☆

Please complete the following assignments in the order directed on our:

Daily Schedule

Fun FACTS 1

LANDFORM

PLANTS WE EAT

HOW DO SEEDS TRAVEL?

AREA

AREA

AREA

AREA



DETAILED
sub instructions

COLORFUL FLOWERS - air words

GARDEN FRACTIONS

PLANTS WE EAT

HOW TO GROW

PLANTS give us energy

HOW DO SEEDS TRAVEL?

PLAN A real USING plants

BONUS:
task card
game

AREA

AREA

AREA

AREA

MAY PLANS

THIRD GRADE
all about insects
PRINT & GO
SUB PLANS

thank you for working in our class today!
WE APPRECIATE YOU ☆

Please complete the following assignments in the order decided on our DAILY SCHEDULE

the best strategy
On this page, students will solve the simple multiplication equations and then color each work according to its product. Complete a row of the equations on the page as a class, then let your students work independently. After solving all the equations, students will color each PRODUCT based on its amount.

How "Insect-er"
How many insects do you see? Write the number in the box.

IF I was an INSECT
I would be a _____ because _____

What in the world? They eat bugs!
What do you eat? Write the name of the insect in the box.

Creepy Crawly Sentences

-AIR OR -EAR : Bug Collection

Buggy word PROBLEMS

How "Insect-er"

IF I was an INSECT

What in the world? They eat bugs!

BONUS:
task card game

ear oo air oo eer

steer	smear	deer	peers
star	tear	steer	pair
deer	hear	hair	
dar	pair	repair	
far			
far			

80

81

DETAILED
sub instructions

THIRD GRADE
all about the military
PRINT & GO
SUB PLANS

thank you for working in our class today!
WE APPRECIATE YOU ☆

Please complete the following assignments in the order decided on our DAILY SCHEDULE

the best strategy

PROTECTING THE P

the titles of HEROES

QUESTIONS I still have:

SCIENTISTS IN THE MILITARY

What is MEMORIAL DAY?

PROTECTING THE P

the titles of HEROES

QUESTIONS I still have:

SCIENTISTS IN THE MILITARY

What is MEMORIAL DAY?

BONUS:
task card game

DOUBLES

367	522
-----	-----

A

B

DETAILED
sub instructions

JUNE PLANS

THIRD GRADE all about ocean animals PRINT & GO SUB PLANS



thank you for working in our class today!
WE APPRECIATE YOU ☆

Please complete the following assignments in the order directed on card.

Who am I?
I have left you a blank for the activity please use a ruler. If I have not left you a blank, please find a color or pattern book from our classroom library.
Discuss with students that an author has a purpose when writing about the author they may want to teach the reader something, persuade the reader to do something, or they may want to entertain the reader. When writing, most authors are writing whether the book read aloud with you to entertain, to persuade, or to teach. If the author's purpose was to entertain, have students pick three of their favorite parts of the story to write and draw about. If the author's purpose was to help the reader gain knowledge, have students draw and write about three things they learned in the author's story and write to persuade the reader to do those things and write about those things they were persuaded to do. At the bottom, challenge students to write about what the author's purpose would be if they wrote their own book. **EARLY FINISHERS:** On the back of the page, challenge students to pick an author identifying condition to take a picture and write about it. They could draw a picture and write about it.

Who am I?
I have left you a blank for the activity please use a ruler. If I have not left you a blank, please find a color or pattern book from our classroom library.
Discuss with students that an author has a purpose when writing about the author they may want to teach the reader something, persuade the reader to do something, or they may want to entertain the reader. When writing, most authors are writing whether the book read aloud with you to entertain, to persuade, or to teach. If the author's purpose was to entertain, have students pick three of their favorite parts of the story to write and draw about. If the author's purpose was to help the reader gain knowledge, have students draw and write about three things they learned in the author's story and write to persuade the reader to do those things and write about those things they were persuaded to do. At the bottom, challenge students to write about what the author's purpose would be if they wrote their own book. **EARLY FINISHERS:** On the back of the page, challenge students to pick an author identifying condition to take a picture and write about it. They could draw a picture and write about it.

Who am I?
I have left you a blank for the activity please use a ruler. If I have not left you a blank, please find a color or pattern book from our classroom library.
Discuss with students that an author has a purpose when writing about the author they may want to teach the reader something, persuade the reader to do something, or they may want to entertain the reader. When writing, most authors are writing whether the book read aloud with you to entertain, to persuade, or to teach. If the author's purpose was to entertain, have students pick three of their favorite parts of the story to write and draw about. If the author's purpose was to help the reader gain knowledge, have students draw and write about three things they learned in the author's story and write to persuade the reader to do those things and write about those things they were persuaded to do. At the bottom, challenge students to write about what the author's purpose would be if they wrote their own book. **EARLY FINISHERS:** On the back of the page, challenge students to pick an author identifying condition to take a picture and write about it. They could draw a picture and write about it.

DETAILED
sub instructions

All About Lobsters

Did you know a lobster can live for 100 years? Can you find the other 10 years? I found one for you, but can you find the other 10 years?

COLOR TO COMPARE

2/3	1/3	3/6
4/4	2/4	4/8
5/6	3/6	5/6
1/2	2/2	2/2
1/4	3/4	3/4

MULTIPLY TO MAKE 12 & 16 - A Shark Feeding Frayzy Search

I found one for you, but can you find the other 10 years?

WHO AM I?: OCEAN ANIMALS

I CAN IDENTIFY THE AUTHOR'S PURPOSE

THREE reasons why I know this...

DISORGANIZED OCEAN ANIMALS

TURTLE FACT OR FICHT

WHO AM I? OCEAN ANIMALS

BONUS:
task card
game

COMPARING FRACTIONS

$\frac{2}{2} > \frac{1}{2}$

$\frac{2}{3} > \frac{1}{3}$

$\frac{1}{2} > \frac{1}{4}$

BONUS CHALLENGE SET INCLUDED TOO!
+Same numerator but different denominator

THIRD GRADE all about camping PRINT & GO SUB PLANS



thank you for working in our class today!
WE APPRECIATE YOU ☆

Please complete the following assignments in the order directed on card.

Who am I?
I have left you a blank for the activity please use a ruler. If I have not left you a blank, please find a color or pattern book from our classroom library.
Discuss with students that an author has a purpose when writing about the author they may want to teach the reader something, persuade the reader to do something, or they may want to entertain the reader. When writing, most authors are writing whether the book read aloud with you to entertain, to persuade, or to teach. If the author's purpose was to entertain, have students pick three of their favorite parts of the story to write and draw about. If the author's purpose was to help the reader gain knowledge, have students draw and write about three things they learned in the author's story and write to persuade the reader to do those things and write about those things they were persuaded to do. At the bottom, challenge students to write about what the author's purpose would be if they wrote their own book. **EARLY FINISHERS:** On the back of the page, challenge students to pick an author identifying condition to take a picture and write about it. They could draw a picture and write about it.

Who am I?
I have left you a blank for the activity please use a ruler. If I have not left you a blank, please find a color or pattern book from our classroom library.
Discuss with students that an author has a purpose when writing about the author they may want to teach the reader something, persuade the reader to do something, or they may want to entertain the reader. When writing, most authors are writing whether the book read aloud with you to entertain, to persuade, or to teach. If the author's purpose was to entertain, have students pick three of their favorite parts of the story to write and draw about. If the author's purpose was to help the reader gain knowledge, have students draw and write about three things they learned in the author's story and write to persuade the reader to do those things and write about those things they were persuaded to do. At the bottom, challenge students to write about what the author's purpose would be if they wrote their own book. **EARLY FINISHERS:** On the back of the page, challenge students to pick an author identifying condition to take a picture and write about it. They could draw a picture and write about it.

Who am I?
I have left you a blank for the activity please use a ruler. If I have not left you a blank, please find a color or pattern book from our classroom library.
Discuss with students that an author has a purpose when writing about the author they may want to teach the reader something, persuade the reader to do something, or they may want to entertain the reader. When writing, most authors are writing whether the book read aloud with you to entertain, to persuade, or to teach. If the author's purpose was to entertain, have students pick three of their favorite parts of the story to write and draw about. If the author's purpose was to help the reader gain knowledge, have students draw and write about three things they learned in the author's story and write to persuade the reader to do those things and write about those things they were persuaded to do. At the bottom, challenge students to write about what the author's purpose would be if they wrote their own book. **EARLY FINISHERS:** On the back of the page, challenge students to pick an author identifying condition to take a picture and write about it. They could draw a picture and write about it.

DETAILED
sub instructions

WHERE ARE YOU CAMPING? ADDRESS WRITING

WE SLEEP AND WE SLEEP! CAMPING LIFE

CAMPING IN THE UNK

FIND YOUR WAY TO THE CAMPSITE

I CAN IDENTIFY THE STORY'S MESSAGE!

HOW TO PLAN THE...
WHAT WOULD YOU BY FIRST?

LET'S GO CAMPING BUILD THE MAP

THE DINNER: Rolling the Campfire

BONUS:
task card
game


REGULAR or IRREGULAR VERBS

walked bought

drink

took open

AS SEEN, MY TASK CARD
BUNDLE IS INCLUDED IN
THIS PACK...



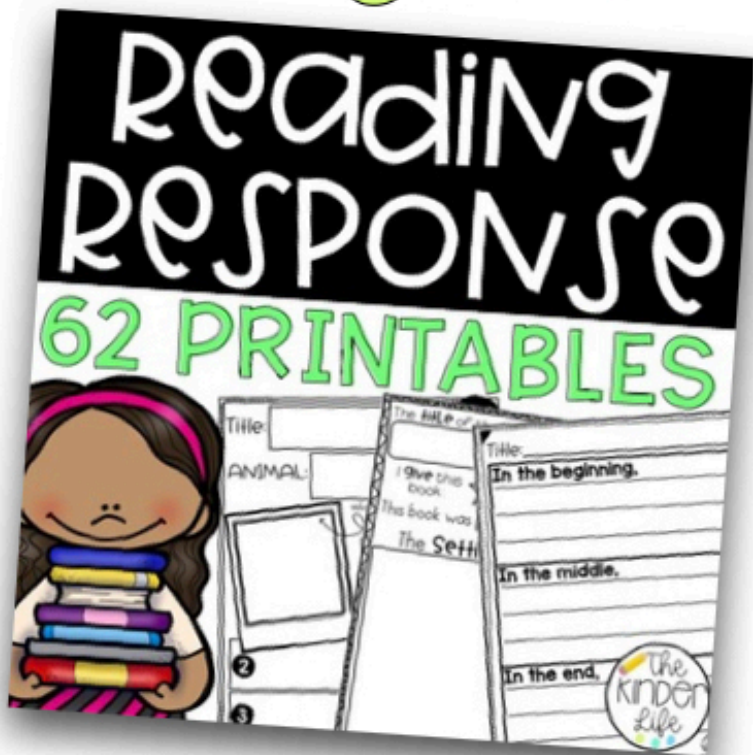
FOR FREE!

worth

\$28.50

THIS BUNDLE INCLUDES 21
DIFFERENT TASK CARD GAMES!

OTHER THINGS YOU
GET FOR FREE!



worth
\$4.00



worth
\$3.00

PLUS



**AWARD
TAGS**