

DETAILED Substitute Instructions

- How to introduce each activity
- Tips for completing each activity
- Ideas for EARLY FINISHERS
- Extension ideas for after

Thank you for working in our class.

Please complete the

Most pages are self-instructing

**BEFORE STARTING ANY THEY WILL FOLD IT IN HALF

HANUKKAH: Let's Play a Game
LA.17.3.1
Write the word around the short Then, ask students questions at the out a copy of summarize who students will cut color this locati holiday celebra **EARLY FINISHERS** page, ask them

KWANZAA: The Seven Principles
LA.17.3.3
BREAK BETWEEN Hanukkah page Next, group st will use these c review the Heb Have Fun!
—Write **KWAN** already know a description of t of the page. D words do stude **DETERMINATI** board and disci

1. Unity
 2. Determinati
 3. Responsibility
- To strive for
To believe in y
To build and m
IN

(continued)
KWANZAA: The Seven Principles
LA.17.3.3
4. Purpose
Individuals acting in their own way to work together make the community a better place.
5. Creativity
To do as much as you can to leave the community more beautiful.
6. Faith
To believe with all your heart in the people, the parents, the teachers, the leaders, and the good in all people.

Next, students will find/color in class to show an example. **IDE** For beginning letters. Look for letter/overlap
After students find the Kwan letters they DID NOT color (g letters in the 20 boxes at the b during Kwanzaa. **ANSWER C** businesses in the community. V stamp, paste it in their passport **EARLY FINISHERS**. Challenge community more beautiful us and write about this on the ba

CHRISTMAS IN THE U.S.A.
PATR
3.7.0.AJ
Write **CHRISTMAS** on the boar they already know about this h short description of Christmas will (first) match each clock wi order. They will paste the even each of the activities in the last stamp, paste it in their passport **EARLY FINISHERS**. Challenge: Christmas Eve. Ask students to

CHINESE NEW YEAR TRADITIONS
PATR
3.0.A.C.7
BREAK BETWEEN WORKSHE and explain the following. The letters! This word will spell som teacher might write T_A_N or what they think the word is an know the answer. If the class acting out the word. In this ex seconds. Continue playing us; **HERE ARE SOME WORD IDE** CAR BOAT BALL GAME S
—Write **CHINESE NEW YEAR** holiday. What do they already Next, read aloud the first sho and discuss it with the class. St the color code. **TIP** Solve and independently (or partner stud the picture, ask them to guess answer on the board. Students the page. Last, students will c passport book, and color this l students to write numbers fror
****OTHER FUN NOTES ABOUT CH YOU HAVE TIME ON THE NEXT P**

(continued)
CHINESE NEW YEAR TRADITIONS
PATR
3.0.A.C.7
OTHER CHINESE NEW YEAR TRADITIONS:
*Dragon Dance or Lion Dance - These dances are often a part of parades and festivities during the holiday. In a dragon dance a large team of people (up to 50) carry poles to move the poles like a dragon might move. In a lion dance two people d and dance like a lion.
*Red Envelopes - Red envelopes filled with money are often handed to newly married couples. But don't get an odd amount, an even amount!
*Cleaning the house - Chinese families generally clean their house th order get rid of any of last year's bad luck.

LA BEFANA or JULTOPIEN?
WRITING
W.3.1
Write **LA BEFANA** on the board. Ask students if they have write **JULTOPIEN** on the board. Next, read aloud the description of this page and discuss each passage with the class after rea will write about whether they would rather La Befana OR. Ask students to draw and write about their pick and why th After writing, students will cut out the **ITALY** and **SWEDEN** passport book, and color these locations on the world map. **EARLY FINISHERS**. On the back of this page, challenge stu about what kind of baked goods they would bring as a gift? What are their favorite baked goods? Why?

CHARACTER: PROBLEM & SOLUTION
READING
RESPONSE
RL.3.3
If I have left you a specific book, please use it for this acti book, please pick out a fiction book (that has a main chara library.
Before reading, ask students to write the title of the book a character at the top of the page.
While reading, please stop and discuss the beginning, middle, to discuss the story, ask students what has happened so far the board. After reading, discuss the problem and solution. contribute to this problem and solution? Students will write a on this page. They can add two illustrations to go with their Challenge students to use as many of the words listed at th Students can color any bonus words they use with a green **EARLY FINISHERS**. Challenge students to draw a picture of of the story on the back of the page. Why was this part th

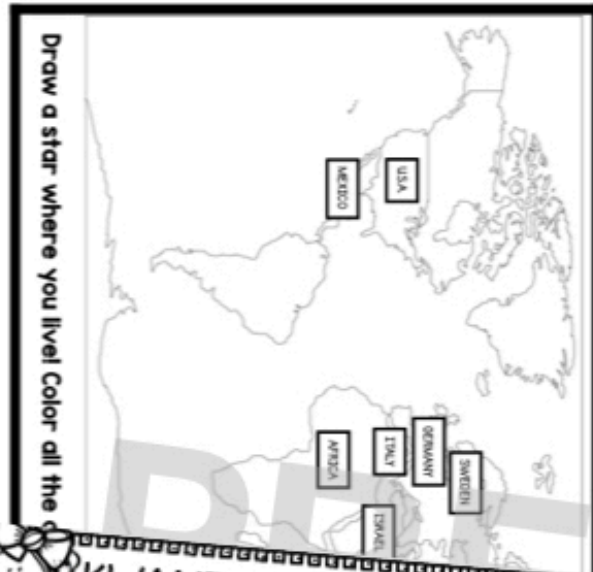
LAS POSADAS
SOCIAL
STUDIES
PW SKILLS
Write **LAS POSADAS** (pronounced /poh-sah-dahs/) on the they have heard of this holiday. What do they already know their responses on the board. Read aloud the short descript page. Using the key on the right and the map checklist at th students will create their own map showing where the nine celebrated in their "imaginary" town. **TIP** Discuss how to us some of this activity for students before asking them to wo Assat students as needed with this page. When students are **MEXICO** passport stamp in the corner, paste it in their pass location on the world map.
EARLY FINISHERS. Challenge students to think of what things the pifafas. On the back of this page, ask students to draw and write abou

HOW DOES THE CHRISTMAS TREE SURVIVE THE WINTER? SCIENCE PLANTS
Write **CHRISTMAS TREE** on the board. Ask the class to tell you what they know about Christmas trees. Write their responses on the board. What do you do with a Christmas tree? What do you decorate it with? Next, read aloud the short description of the Christmas tree and its history in Germany. Discuss the passage with the class after reading it aloud. Students will read each of the facts about how coniferous trees survive the winter and pick the three facts that best match the three pictures at the bottom. Ask students to cut out and paste these pictures next to the fact they think it best matches. They will draw their own pictures to match the other three facts. Next, students will summarize what they learned about Christmas in Germany on the lines and then ask students to decorate the blank tree with things that they might see on a Christmas tree in Germany.
Finally, students will cut out the **GERMANY** passport stamp in the corner, paste it in their passport book, and color this location on the world map.
EARLY FINISHERS. On the back of this page, challenge students to draw and write about what they would decorate a Christmas tree with if they had their own tree to decorate. Why would these choose these things for decorations?

BONUS ACTIVITY: CREATE A HOLIDAY BANNER
If you have any extra time, feel free to complete the **CREATE A HOLIDAY BANNER** with the class. **TIP** I would demonstrate completing a banner triangle in front of the class before asking students to work independently. Students will think of a name for their holiday and write it at the top. Ask students to decide what their holiday would celebrate: happiness, friendship, or family. Do they have other ideas or themes? Next, students will cut and paste all the things that you would see happening on their holiday. Discuss what each picture symbolizes: singing, playing games, eating good food, lighting candles, fireworks, pifafas, gift giving, etc. If students have more ideas, they can certainly draw any other additional pictures in the space that shows what would happen on their holiday! Students can write their name on the back of their banner triangle.

**STUDENTS
ADD TO A
PASSPORT
AFTER EACH
PAGE!**

EACH PAGE HAS A
COUNTRY/CONTINENT
STAMP IN THE CORNER TO
PASTE INTO THIS BOOK!
Students will also color each
place as they "visit" it.



My Holidays Around
the World PASSPORT



KWANZAA: The Seven Principles

Kwanzaa is a holiday that celebrates African and African-American family, culture, community, and moral. It lasts seven days. It starts on December 26th and goes until January 1st. An important symbol of Kwanzaa is the kinara, a candleholder that holds seven candles. During Kwanzaa, the candles are lit in a particular order until the final day when all seven candles are seen burning. Each day celebrates a different principle. Find and color each of the Kwanzaa words listed below in the word search. Can you figure out which six words are one of the Kwanzaa principles? After discussing these principles with your class, write the first 20 words you did NOT color (starting at the top and going left to right and top to bottom) in the 20 boxes at the bottom of the page to reveal the 7th Kwanzaa principle. What does this principle mean?

| | | | | | | | | | | | | | | |
|---|---|---|---|---|---|---|---|---|---|---|---|---|---|---|
| R | C | D | E | T | E | R | M | I | N | A | T | I | O | N |
| E | O | E | O | P | E | R | A | T | I | V | E | E | C | O |
| S | N | C | O | M | C | A | N | D | L | E | S | I | F | C |
| P | S | E | A | B | C | D | E | F | G | H | I | J | A | F |
| O | K | M | L | P | M | N | O | P | Q | R | S | T | M | A |
| N | U | B | V | U | N | I | T | Y | W | X | Y | Z | I | I |
| S | A | E | B | R | C | D | C | R | A | F | T | S | L | T |
| I | E | R | F | P | G | H | I | J | K | E | L | M | Y | H |
| B | N | O | P | O | Q | R | S | B | L | A | C | K | T | U |
| I | V | W | X | S | Y | Z | A | B | C | S | D | I | E | F |
| L | G | C | R | E | A | T | I | V | I | T | Y | N | H | I |
| I | J | K | E | L | M | N | O | P | Q | R | S | A | T | U |
| T | V | W | D | X | Y | G | R | E | E | N | Z | R | A | B |
| Y | C | J | A | N | U | A | R | Y | D | E | F | A | G | H |

FIND & COLOR THESE KWANZAA WORDS RED BLACK CANDLES CRAFTS
 FAMILY UNITY DETERMINATION CREATIVITY KINARA FEAST
 RESPONSIBILITY DECEMBER PURPOSE FAITH GREEN JANUARY

After finding all the words above, write the first 20 letters (starting in the top row and going from left to right and top to bottom) that you did NOT color in the boxes to the right to reveal the last of the seven principles of Kwanzaa.

| | | | | | | | | | | | | | | | | | | | |
|--|--|--|--|--|--|--|--|--|--|--|--|--|--|--|--|--|--|--|--|
| | | | | | | | | | | | | | | | | | | | |
|--|--|--|--|--|--|--|--|--|--|--|--|--|--|--|--|--|--|--|--|

AFRICA

me:

VIEW

Language Arts Activities

HANUKKAH: Let's Play a Game!



Hanukkah is a popular Jewish holiday! Hanukkah lasts eight nights and is usually celebrated in December, but sometimes it starts at the end of November. During Hanukkah, you might see a menorah which holds nine candles. There is one candle lit for each of the eight nights of Hanukkah and one candle left that helps light all the other candles.

At a Hanukkah party, you might also see people playing the dreidel game. Read the steps below and then answer each of the questions below. Next, use the "cheat sheet" from your "Build a Dreidel" page to describe how many game pieces you give or get from the "pot" next to each Hebrew letter at the bottom of the page. Last, build your own dreidel and play!

1. You can play the dreidel game with as many people as you want, but this time pick 2-4 players.

2. Each player begins the game with an equal number of game pieces. People usually play with between 10-15 pieces each. Use the items your teacher gives you. Make sure each player has just 10 game pieces this time. Other items you could play with are: pennies, nuts, chocolate chips, raisins, etc.

3. You play this game in rounds. Each player gets one spin of the dreidel per round. At the beginning of each round, every player puts one game piece into the center. This is called the "pot." Also, every time the pot is empty or has only one game piece left, every player should put one in the pot.

4. When it is your turn, spin the dreidel once. Depending on the side it lands on, you will give or get game pieces from the pot.


5. Play five rounds. Which player has the most items at the end of the fifth round? This player is the winner!

How many items does each player usually get? _____

What is the pot? _____

What are some game pieces you can use? _____

How do you win? _____



KWANZAA: The Seven Principles

Kwanzaa is a holiday that celebrates African and African American family, culture, community, and moral. It lasts seven days. It starts on December 26th and goes until January 1st. An important symbol of Kwanzaa is the kinara, a candelabra that holds one black, three red, and three green candles. During Kwanzaa, the candles are lit in a particular order until the final day when all seven candles are seen burning. Each day celebrates a different principle. Find and color each of the Kwanzaa words listed below in the word search. Can you figure out which six words are six of the Kwanzaa principles? After discussing these principles with your class, write the first 20 words you did NOT color (starting at the top and going left to right and top to bottom) in the 20 boxes at the bottom of the page to reveal the 7th Kwanzaa principle. What does this principle mean?

| | | | | | | | | | | | | | | |
|---|---|---|---|---|---|---|---|---|---|---|---|---|---|---|
| R | C | D | E | T | E | R | M | I | N | A | T | I | O | N |
| E | O | E | O | P | E | R | A | T | I | V | E | E | C | O |
| S | N | C | O | M | C | A | N | D | L | E | S | I | F | C |
| P | S | E | A | B | C | D | E | F | G | H | I | J | A | F |
| O | K | M | L | P | M | N | O | P | Q | R | S | T | M | A |
| N | U | B | V | U | N | I | T | Y | W | X | Y | Z | I | I |
| S | A | E | B | R | C | D | C | R | A | F | T | S | L | T |
| I | E | R | F | P | G | H | I | J | K | E | L | M | Y | H |
| B | N | O | P | O | Q | R | S | B | L | A | C | K | T | U |
| I | V | W | X | S | Y | Z | A | B | C | S | D | I | E | F |
| L | G | C | R | E | A | T | I | V | I | T | Y | N | H | I |
| I | J | K | E | L | M | N | O | P | Q | R | S | A | T | U |
| T | V | W | D | X | Y | G | R | E | E | N | Z | R | A | B |
| Y | C | J | A | N | U | A | R | Y | D | E | F | A | G | H |

- FIND & COLOR THESE KWANZAA WORDS
- RED
 - BLACK
 - CANDLES
 - CRAFTS
 - FAMILY
 - UNITY
 - DETERMINATION
 - CREATIVITY
 - KINARA
 - FEAST
 - RESPONSIBILITY
 - DECEMBER
 - PURPOSE
 - FAITH
 - GREEN
 - JANUARY

After finding all the words above, write the first 20 letters (starting in the top row and going from left to right and top to bottom) that you did NOT color in the boxes to the right to reveal the last of the seven principles of Kwanzaa.

| | | | | | | | | | | | | | | | | | | | |
|--|--|--|--|--|--|--|--|--|--|--|--|--|--|--|--|--|--|--|--|
| | | | | | | | | | | | | | | | | | | | |
|--|--|--|--|--|--|--|--|--|--|--|--|--|--|--|--|--|--|--|--|



Students will create a dreidel and play! Two different options!

Math Activities

CHRISTMAS IN THE U.S.A. Time

Christmas in the USA is celebrated in the winter. Families celebrate Christmas on December 25th and often celebrate the days leading up to Christmas with several traditions like decorating a tree, buying presents, and spending time with family. Emmy's family is preparing for Christmas by spending the day together on Christmas eve. Read and paste each of the clocks and activities in the correct column below. Last, draw a picture of the activity that Emmy's family did at each time.

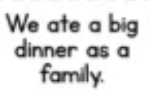
| time | clock | activity | illustration |
|---------|-------|----------|--------------|
| 9:30 AM | | | |
| 1:00 PM | | | |
| 4:30 PM | | | |
| 6:00 PM | | | |
| 7:30 PM | | | |
| 8:00 PM | | | |

We hung stockings above our fireplace after dinner.



In the morning, we cut down a Christmas tree from a tree farm and brought it home.

We exchanged a few presents before dinner.



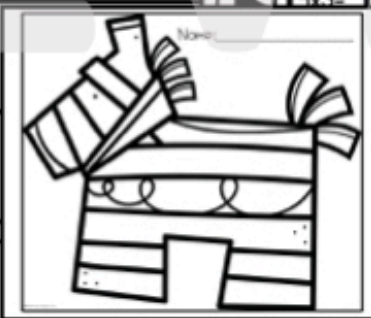
We ate a big dinner as a family.



We left some cookies and milk for Santa Claus before bed.

BRAIN BREAK ACTIVITIES

All About My Las Posadas Piñata



CHINESE New Year: TRADITIONS

Chinese New Year celebrates the first day of the first month on the Chinese calendar. It is also called the Spring Festival and is the most important of the traditional Chinese holidays. During Chinese New Year, people participate in many traditional. Some participate in parades, hand out red envelopes filled with money, clean their house, and/or wear red clothes. These are just some of the ways that people celebrate Chinese New Year. Solve each of the multiplication problems below and then color the picture using the color code on the right. The picture will reveal an additional Chinese New Year tradition.

Multiplication problems on the lantern:

- $12 \times 1 =$
- $6 \times 2 =$
- $3 \times 4 =$
- $2 \times 3 =$
- $2 \times 6 =$
- $1 \times 2 =$
- $6 \times 2 =$
- $3 \times 4 =$
- $2 \times 6 =$
- $4 \times 5 =$
- $2 \times 10 =$
- $20 \times 1 =$
- $2 \times 6 =$
- $4 \times 3 =$
- $8 \times 1 =$
- $2 \times 10 =$
- $6 \times 1 =$
- $3 \times 4 =$
- $6 \times 2 =$
- $4 \times 3 =$
- $2 \times 4 =$
- $4 \times 2 =$
- $4 \times 2 =$
- $5 \times 4 =$
- $2 \times 10 =$
- $3 \times 2 =$
- $20 \times 1 =$
- $10 \times 2 =$
- $4 \times 4 =$
- $1 \times 8 =$
- $8 \times 2 =$
- $4 \times 3 =$
- $12 \times 1 =$
- $3 \times 4 =$
- $2 \times 8 =$
- $5 \times 4 =$
- $8 \times 2 =$
- $16 \times 1 =$
- $3 \times 4 =$
- $4 \times 5 =$
- $20 \times 1 =$
- $5 \times 4 =$
- $20 \times 1 =$
- $6 \times 2 =$
- $2 \times 10 =$
- $4 \times 3 =$
- $1 \times 2 =$
- $6 \times 2 =$
- $3 \times 4 =$
- $4 \times 4 =$
- $4 \times 5 =$
- $4 \times 3 =$
- $1 \times 2 =$



COLOR CODE
If the product is:
6= brown
8= red
12= blue
16= orange
20= yellow

What did the picture reveal? Write the word in the blanks below.

A traditional part of the celebration is to light a lot of _____ . The Ancient Chinese believed that the loud noise would scare off evil spirits. In some places, like Hong Kong, lighting real _____ has been banned. As a result, many people decorate their homes with colorful plastic _____ .

NAME: _____

Writing

Reading Response

LA BEFANA OR JULTOMTEN?

-ITALY'S CHRISTMAS WITCH vs SWEDEN'S FATHER CHRISTMAS-

While Italians celebrate Christmas much like those in other places of the world, they also celebrate the Epiphany on January 6th. This celebration marks the official end of the Christmas season. Italians created this holiday to celebrate the day the three Wise Men arrived at an important child's manger with gifts. They call this child, the Christ child.

La Befana is Italy's Christmas witch. Legend says that she was invited to travel with the three Wise Men to visit the Christ child, but that she turned them down because she wanted to keep cleaning her house. Later, she decided she had made a mistake and went out to try and find the three Wise Men. She brought along a basket of baked goods (for the Christ child) and her broom. She wasn't able to find them, but because she was searching so fast, her broom (with her on it) took off into the sky. Legend says that she continues to fly around Italy on the night before the Epiphany delivering presents to good boys and girls. If you were not so good, the legend says she leaves you a lump of coal.

Jultomten, Sweden's Father Christmas, looks a lot like the Santa Claus we all can picture. People also call him Tomten. Instead of leaving presents on Christmas morning, he visits houses in Sweden on the afternoon of Christmas Eve. This is when people in Sweden celebrate Christmas.

Although Jultomten dresses a lot like Santa Claus, he looks just a little like a garden gnome. When he arrives on Christmas Eve afternoon, he doesn't use the chimney and instead knocks on the front door. Next, he asks if there are any good children home.

Does Jultomten live at the North Pole like Santa Claus? While no one can be quite certain, many believe that Jultomten, like other gnomes, lives in the forest. If you are expecting him to deliver presents, don't leave him milk and cookies! He prefers porridge! He actually expects it! If he arrives and he doesn't receive porridge, he will leave and often causing mischief on the way out!

Who would you prefer to visit your house and why? Write about it on the lines below.



NAME: _____

WRITING: W31

©2019 The Kinder Life

TITLE: _____

CHARACTER: _____

HOW DID THEY CONTRIBUTE TO THE PROBLEM & SOLUTION? _____

HOW MANY OF THESE WORDS CAN YOU USE?

solution

because

problem

character(s)

READING RESPONSE: RL.3.3



©2019 The Kinder Life

Science

Social Studies

HOW DOES THE Christmas tree SURVIVE THE WINTER?

Did you know that Germany is said to be the first country that decorated fir or pine trees to celebrate Christmas? These trees are coniferous trees, which means that they have cones. It is also true that trees that stayed green all year long, like coniferous trees, have been important in many countries and for many reasons. One reason is that they are perfect for decoration or decorating in the winter! You don't have to worry about them losing their leaves like other trees do in the fall and winter!

Christmas trees were first used in Germany hundreds of years ago! Sometimes, if there are young children living in the house, a Christmas tree is secretly decorated by the mother of the family. Then, the Christmas tree is brought into the house on Christmas Eve. In Germany, instead of just ornaments, you might see a Christmas tree decorated with things like apples, nuts, cookies, and popcorn too!

Read each of the reasons why a coniferous tree can survive the winter below. Next, cut and paste the three pictures that best match three reasons. For the other three reasons, draw your own picture in each box on the right. Last, summarize what you learned about Christmas in Germany on the lines and decorate the blank tree in the top right corner with the items you might see on a Christmas tree in Germany.



| | | | |
|---|--|---|--|
| Their needles contain a chemical that stops animals from eating them. | | The dark color of their needles help them absorb heat from the sun. | |
| Their needles have a waxy coating that protects them from drying winds. | | They have thick bark to protect them from the freezing cold. | |
| Their cones protect the seeds during harsh winters. | | Their shape helps snow fall off of them easily. | |

What did you learn about Christmas in Germany?




Science Plants

LAS POSADAS: MEXICO

Las Posadas is an important Mexican Christmas tradition that is usually celebrated for nine nights! It starts on December 16th and ends on December 24th. Each night, people go to a party at a different home! This commemorates a story about a couple named Mary and Joseph, and their search for a place to sleep while they traveled. By forming a group of people to walk with to that evening's location and symbolically asking for shelter, people remember and celebrate this story. When the owner of the home finally lets everyone in, they celebrate! People celebrate Las Posadas with prayer, gift-giving, candies, music, food, and piñatas.

It is your turn to plan Las Posadas celebrations for the neighborhood! Using the blank town below, create a map using the checklist and the key below.



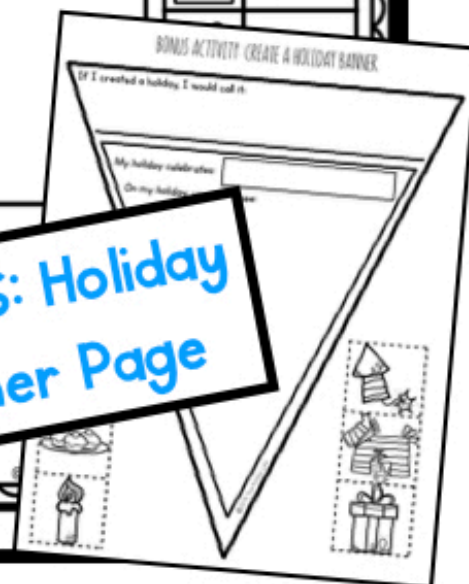
KEY


| | |
|--|--------|
| | house |
| | food |
| | music |
| | piñata |
| | gifts |

Map checklist:

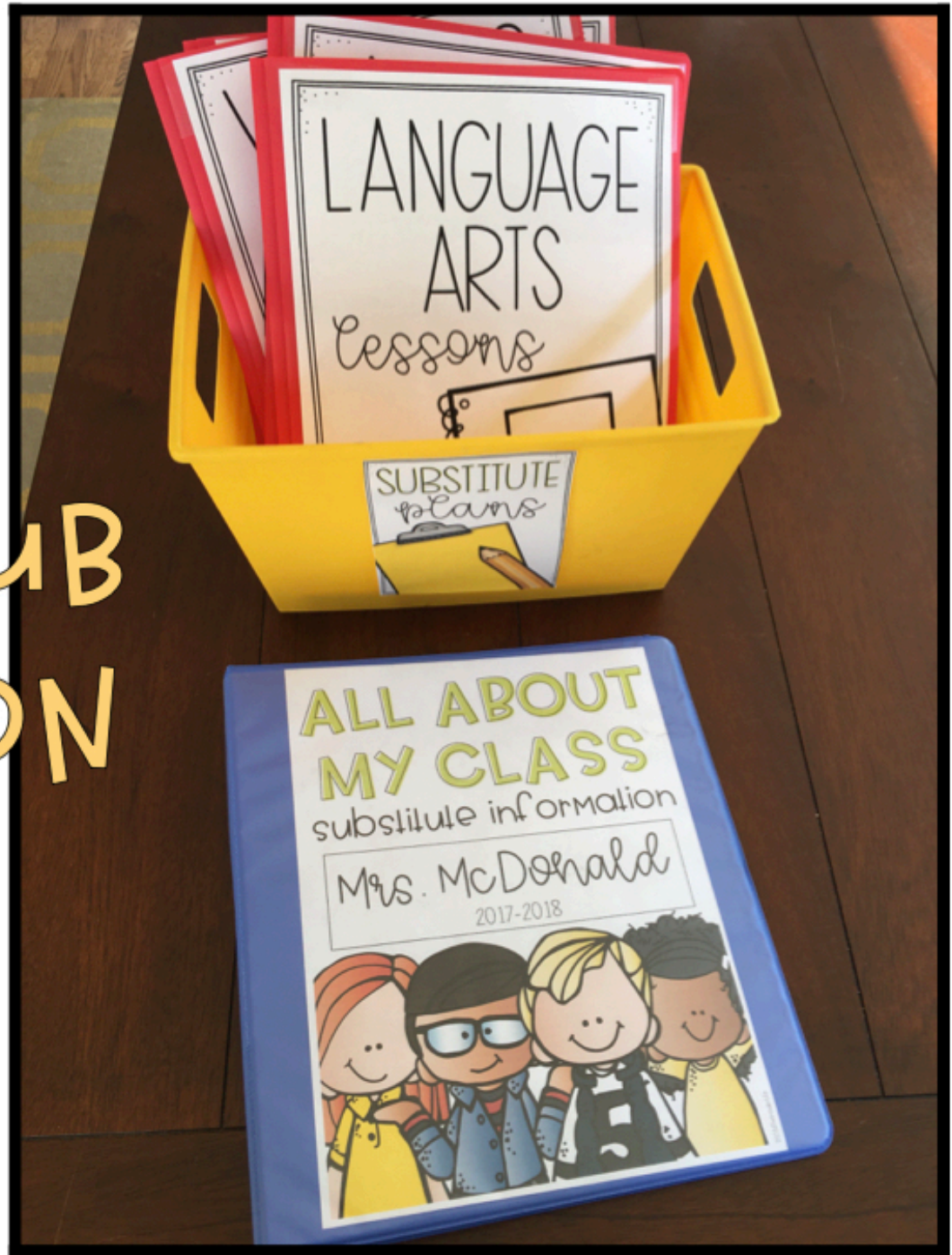
- Draw at least nine houses.
- Draw at least one of each key in each house.
- Label each house with the name of the person who will host the celebrations (I-...).
- Add some other things to the town (like trees, a lake, a school, a park, etc.).

BONUS: Holiday Banner Page























PLUS!!
EDITABLE SUB
INFORMATION
BINDER



BONUS: TASK CARD GAME INCLUDED

time: to the hour & half-hour

Using each lettered task card, color the matching clock in the same lettered box as the task card.

| | | | | |
|---|---|---|---|---|
| A |  |  | B |  |
| C |  |  | D |  |
| E |  |  | F |  |
| G |  |  | H |  |
| I |  |  | J |  |
| K |  |  | L |  |

Name: _____

time: to the hour & half-hour

Using each lettered task card, color time in the same lettered box as the task card.

| | | | |
|---|------|---|--|
| A | 2:00 | B | |
| C | | D | |
| E | | F | |
| G | 2:00 | H | |
| I | 1:00 | J | |
| K | 8:00 | L | |
| | 7:00 | | |

Name: _____

time: to the hour & half-hour

Using each lettered task card, write the time shown on each clock in the same lettered box as the task card.

| | | | |
|---|--|---|--|
| A | | B | |
| C | | D | |
| E | | F | |
| G | | H | |
| I | | J | |
| K | | L | |

Name: _____

©2019TheKinderLife

