

This pack is perfect for CENTERS, SMALL GROUP, EARLY FINISHERS, & MORE!

WHAT IS INCLUDED IN THIS PACK?

The following STAMPING activities are included:

- ★ **Stamping Uppercase Letters**
- ★ **Stamping Lowercase Letters**
- ★ **Stamping Beginning Sounds**
- ★ **Stamping Ending Sounds**
- ★ **Stamping & Writing Sight Words**
- ★ **Graphing Letters Using Stamps**
- ★ **Identifying & Stamping Missing Sounds in CVC Words**

UPPERCASE & LOWERCASE LETTERS

STAMPING
Name: _____

A	
C	
E	
G	
I	
K	
M	
O	

STAMPING
Name: _____

Q	
S	
U	
W	
Y	
A	
I	
U	

STAMPING the Alphabet
Name: _____

a	
c	
e	
g	
i	
k	
m	
o	









STAMPING the Alphabet
Name: _____

q	r	
s	t	
u	v	
w	x	
y	z	
a	e	
i	o	
u	y	

BEGINNING & ENDING SOUNDS









STAMPING Begin

Name: _____









STAMPING

Name: _____

















STAMPING End

Name: _____

STAMPING Ending Sound

Name: _____

SPIN, STAMP, & GRAPH LETTERS

SPIN, STAMP, & GRAPH IT
 Using a paperclip and pencil, spin to decide which letter to stamp on the graph below. Continue spinning and stamping until one column of the graph is full. Next, count how many of each letter you stamped and write the totals in the box on the right.

A	B
C	D

Totals

SPIN, STAMP, & GRAPH IT
 Using a paperclip and pencil, spin to decide which letter to stamp on the graph below. Continue spinning and stamping until one column of the graph is full. Next, count how many of each letter you stamped and write the totals in the box on the right.

M	N
O	P

Totals

SPIN, STAMP, & GRAPH IT
 Using a paperclip and pencil, spin to decide which letter to stamp on the graph below. Continue spinning and stamping until one column of the graph is full. Next, count how many of each letter you stamped and write the totals in the box on the right.

U	V
W	X

Totals

SPIN, STAMP, & GRAPH IT
 Using a paperclip and pencil, spin to decide which letter to stamp on the graph below. Continue spinning and stamping until one column of the graph is full. Next, count how many of each letter you stamped and write the totals in the box on the right.

Y	Z
A	B

Totals

SPIN, STAMP, & GRAPH IT
 Using a paperclip and pencil, spin to decide which letter to stamp on the graph below. Continue spinning and stamping until one column of the graph is full. Next, count how many of each letter you stamped and write the totals in the box on the right.

Name: _____

E	F
G	H

Totals

E= _____
 F= _____
 G= _____
 H= _____

SPIN, STAMP, & GRAPH IT
 Using a paperclip and pencil, spin to decide which letter to stamp on the graph below. Continue spinning and stamping until one column of the graph is full. Next, count how many of each letter you stamped and write the totals in the box on the right.

Name: _____

I	J
K	L

Totals

I= _____
 J= _____
 K= _____
 L= _____

SPIN, STAMP, & GRAPH IT
 Using a paperclip and pencil, spin to decide which letter to stamp on the graph below. Continue spinning and stamping until one column of the graph is full. Next, count how many of each letter you stamped and write the totals in the box on the right.




Name: _____

Q	R
S	T

Totals

Q= _____
 R= _____
 S= _____
 T= _____

Q R S T

STAMP OR RAINBOW WRITE THE SIGHT WORD

Stamping & RAINBOW WRITING

Using a paperclip and pencil, spin to decide if you will rainbow write or stamp each sight word. When you RAINBOW WRITE, you write each letter in a different color of the rainbow!

Name: _____

I	
are	
you	
good	
here	
the	
be	

Stamping & RAINBOW WRITING

Using a paperclip and pencil, spin to decide if you will rainbow write or stamp each sight word. When you RAINBOW WRITE, you write each letter in a different color of the rainbow!

Name: _____

is	
with	
go	
take	
play	
this	
can	

Stamping & RAINBOW WRITING

Using a paperclip and pencil, spin to decide if you will rainbow write or stamp each sight word. When you RAINBOW WRITE, you write each letter in a different color of the rainbow!

Name: _____








he	
what	
that	
your	
we	
look	
down	

RAINBOW
STAMP

STAMP THE MISSING LETTER & THE WRITE THE CVC WORD


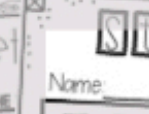






STAMP the Missing Letter

Name: _____ WRITE THE WORD

	ca _ _	
	f _ n _	
	l _ _	
	_ _ _	
	_ _ _	
	_ _ _	
	_ _ _	









STAMP the Missing Letter

Name: _____ WRITE THE WORD

	ga _ _	
	_ _ _	
	_ _ _	
	_ _ _	
	_ _ _	
	_ _ _	
	_ _ _	
	_ _ _	

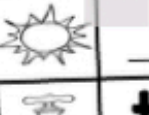





STAMP the Missing Letter

Name: _____ WRITE THE WORD

	j _ t	
	_ it	
	ru _ _	
	bi _ _	
	_ ug	
	_ ut	
	we _ _	
	f _ x	
	_ op	







STAMP the Missing Letter

Name: _____ WRITE THE WORD

	_ un	
	t _ p	
	_ ot	
	he _ _	
	ra _ _	
	k _ t	
	d _ p	







STAMP the Missing Letter

Name: _____ WRITE THE WORD

	t _ n	
	_ ip	
	ru _ _	
	t _ b	
	h _ g	
	po _ _	
	_ ub	

STAMP the Missing Letter

Name: _____ WRITE THE WORD

	ru _ _	
	bi _ _	
	_ ug	
	_ ut	
	we _ _	
	f _ x	
	_ op	