

# DETAILED Substitute Instructions

- How to introduce each activity
- Tips for completing each activity
- Ideas for EARLY FINISHERS
- Extension ideas for after

thank you for working in our class today!  
WE APPRECIATE YOU

Please complete the following assignments in the "Schedule" page of our Substitute Information. Most pages are self-explanatory and provide instructions.

\*If a page does not have a space for students to write their name

**Lucky Charms & Colors**  
CL BLENDS  
L.A. 2F.1.2b

Write the word CLICK on the board. This word says. Discuss the sound. Brainstorm a list of words containing this sound. Ask students if they can think of any words that start with this sound. Discuss the words list on the top of the page to color the items students before starting by saying clean...the clown...etc.  
TIP: If needed demonstrate coloring students before letting students color any blank spaces any color.  
EARLY FINISHERS: Challenge students to write what they would do if they found a pot of gold.

**Oh, you LUCKY pronoun!**  
L.A. L.1.1d

**BREAK BETWEEN WORKSHEETS**  
Ask students that an ADJECTIVE is a word that describes a noun. Ask students to act out the adjective. If it is an action verb, they will act out the adjective. If it is a feeling, they will crouch to the floor.  
\*Before playing, tell students that they will point to something in the room. When they say a number, ask them to jump that many times.  
—Students will read each sentence. TIP: Ask students to write the subject(s) in the sentence in the blank space.  
EARLY FINISHERS: Ask students to write how they feel lucky to have in their life.

**What TREASURE did the leprechaun find?**  
MATH 1.NBT.A1

Read the question at the top of the page and ask students to take some guesses. Write their guesses on the board. Students will fill in the missing numbers on the 100 chart. When finished, students will write the corresponding letter above the number in the secret code at the bottom of the page to reveal the answer to the question/joke. \*The corresponding letters are in the corner of the board.  
EARLY FINISHERS: Challenge students to write a question (higher) on the back of the page. When they finish, they will color any number with a 2 or 4 in it with a green marker.

**Why do FROGS like St. Patrick's Day?**  
MATH 1.NBT.A1

**BREAK BETWEEN WORKSHEETS**  
Play "Hop, Skip, and Jump" on the board. Explain the following directions to students. Write the words HOP, SKIP, and JUMP on the board. When they hop, they will hop on one foot. When they skip, they will skip on one foot. When they jump, they will jump on two feet. Next to the word HOP write the number 5, 7, or 10. Next to JUMP write 10. Ask students to stand in a line and play the game. Give them 10-15 seconds to figure out if they should HOP, SKIP, or JUMP. Continue playing a few rounds.  
—Read the question at the top of the page and ask students to take some guesses. Write their guesses on the board. Students will fill in the missing numbers on the 120 chart. When finished, students will write the corresponding letter above the number in the secret code at the bottom of the page to reveal the answer to the question/joke. \*The corresponding letters are in the corner of the board.  
EARLY FINISHERS: Challenge students to write a question (higher) on the back of the page. When they finish, they will color any number with a 2 or 4 in it with a green marker.

**The ADJECTIVES We Found**  
READING RESPONSE  
L.1.1c

If I have left you a book, please use this fiction book. If I have not left you a book, please pick a fiction book from the library.  
Before reading, review what an adjective is. Ask students to be looking for adjectives in the story. For each sentence, ask students to write the characters feel, etc. As you read, stop and ask students to write down some adjectives that students have read. At the end of the story, discuss the sequence of events. Ask students to write the title of the story on this page. Students will write in the boxes on this page. Next, ask students to write sentences using some of the adjectives they found in the story.  
EARLY FINISHERS: On the back of this page, ask students to write a fictional story titled: "The Day I Turned 100."

**How to Catch a Leprechaun**  
WRITING W.1.3

Discuss with students how they would catch a leprechaun. What kind of trap would they make or invent? What would they use to lure the leprechaun? Brainstorm some ideas and write some ideas on the board. Ask students to think in 3 steps. Students will write and draw about the 3 steps they would take to catch a leprechaun. When finished, if time, give students a chance to share their ideas.

**All About St. Patrick's Day**  
SOCIAL STUDIES: HOLIDAYS

Before starting this page, ask students what they already know about St. Patrick's Day. Write their responses on the board. What questions do they have about St. Patrick's Day? Write these questions on the board too.  
Read aloud the paragraph on this page to students. Assist students in filling in the blank boxes at the bottom of the page.  
EARLY FINISHERS: If students could plan a St. Patrick's Day party, what would it look like? What would they eat? What games or activities would be part of the celebration? Ask students to draw and write about their plan on the back of this page.

**All About Rainbows**  
SCIENCE: RAINBOWS

Review with students what "true" and "false" means. Then read and discuss with students the statements below. Talk with students about whether they believe it is a true or false statement.  
TIP: Have students color the true statements GREEN and the false statements RED. \*The following statements below are the true ones.  
EARLY FINISHERS: On the back of this page, ask students to draw and write about a time when they saw a rainbow.

A rainbow contains many colors.

ROY G. BIV is a great way to remember the colors in the rainbow.

The bending and reflecting of light through water vapor creates a rainbow.

Rainbows appear when rain mixes with sunlight.

You can never really get to the end of a rainbow! When you move, the rainbow moves too.

# Language Arts Activities

## Lucky Charms & Colors: "cl" Blends



green yellow grey blue

clover

clean

clap

clover

clown

clown

clap

clown

clean

clown

LA RF12B

Oh, you **Lucky** pronoun!

Cut and paste the correct pronoun that could replace the subject(s) in each sentence.

Mum and I like to wear green.	
Max loves black cats.	
Sam and Dad saw a rainbow.	
Pam found a pot of gold.	
Cam and Sam caught a leprechaun.	
Mum and I share a black horse.	
Mar is a clown.	
Sam and I love to clap.	

She	We	He	We
He	They	We	They

LA L1D

# Math Activities

**1** What **TREASURE** did the leprechaun find?

Fill in the missing numbers and use the answers to figure out the secret code below.

1		A		7	
					2
31				37	40
			46		
	D				
		53			
					70
81					
			97		
	T				G

What did the leprechaun find at the end of the rainbow?  
Write the letter that you see in the number boxes listed below to find out!

        51 58 92    58 40    100 58 65 42

MATH (NET) AI ©2013 The Kinder Life

**2** Why do **FROGS** like St. Patrick's Day?

Fill in the missing numbers and use the answers to figure out the secret code below.

21		F		A		30
	D					E
52				H		60
62					68	
				L		
						N
			103			
111						119
	T					

Why do frogs like St. Patrick's Day?  
Write the letter that you see in the number boxes listed below to find out!

Because      112 56 50 116      25 22 50 already


106 50 25 22 64 47 114      114 22 50 50 47

MATH (NET) AI ©2013 The Kinder Life



# Writing

# Reading Response

How to Catch a Leprechaun 

First, \_\_\_\_\_

Then \_\_\_\_\_

Finally, \_\_\_\_\_

Name \_\_\_\_\_

WRITING W13

TITLE \_\_\_\_\_


THE ADJECTIVES FOUND:


I CAN ONLY WRITE SENTENCES USING ADJECTIVES.

Name: \_\_\_\_\_

READING RESPONSE L1F

I can find adjectives!



# Social Studies

# Science

## All About St. Patrick's Day

St. Patrick's Day is a holiday celebrated every year on March 17th. On this holiday, people wear green and eat food that is green. Some people say that if you wear green, you will be invisible. Leprechauns are mischievous little people who are said to be hiding in Ireland. One tradition is that leprechauns do not like to be seen. Other symbols associated with St. Patrick's Day are leprechauns, a lucky rabbit's foot, and rainbows ending in a pot of gold.

St. Patrick's Day is celebrated on \_\_\_\_\_

On this holiday, people like to wear \_\_\_\_\_

If you don't wear \_\_\_\_\_, you might get \_\_\_\_\_



St. Patrick's Day Symbols

--	--	--


SOCIAL STUDIES HOLIDAYS

## All About Rainbows: True or False Sort

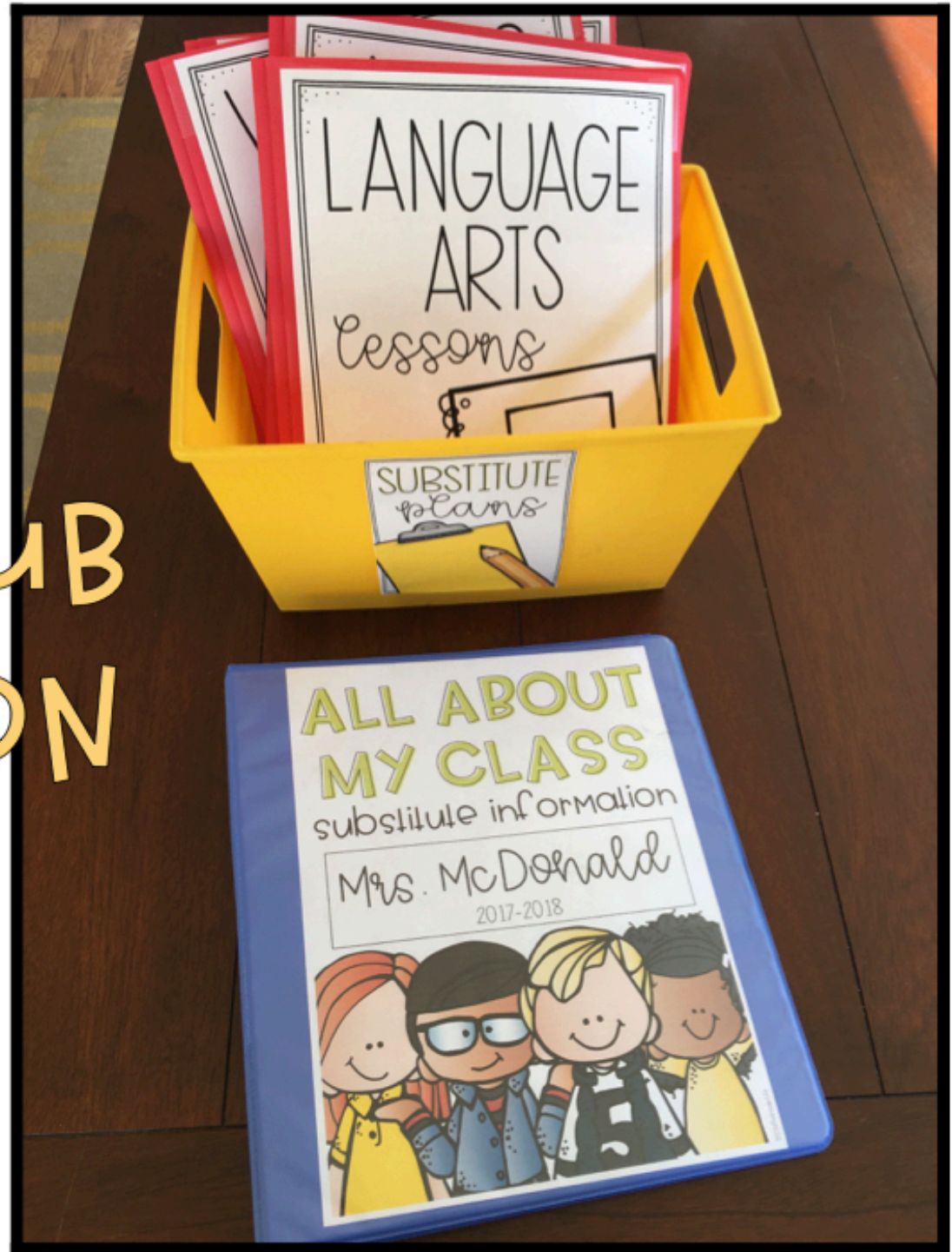
TRUE	FALSE

A rainbow is a sign of a leprechaun near.	A rainbow is made of colors.	Rainbows are made in the sky.	You can get a rainbow in your hand.	Skittles candy comes from rainbows.
The bending and reflecting of light through water vapor creates a rainbow.	Rainbows appear when rain mixes with sunlight.	ROY G. BIV is a great way to remember the colors in the rainbow.	A pot of gold is at the end of every rainbow.	You can never really get to the end of a rainbow. When you move, the rainbow moves too.

SCIENCE RAINBOWS



PLUS!!  
EDITABLE SUB  
INFORMATION  
BINDER





# BONUS: TASK CARD GAME INCLUDED

-Lucky Letters-

Name: \_\_\_\_\_

60

63

66

69

©2018TheKinderLife

-Lucky Letters-

L BLENDS

Name: \_\_\_\_\_

60

61

64

67

68

71

©2018TheKinderLife

CHALLENGE Set INCLUDED too!

60

61

©2018TheKinderLife

©2018TheKinderLife

PREVIEW

The image displays several task cards for a game. The cards are arranged in a grid-like fashion. The top row shows two cards with the title '-Lucky Letters-' and 'L BLENDS'. Below the title is a 'Name:' field. The cards are numbered 60, 61, 63, 64, 66, 67, 68, and 71. Card 60 features a red paperclip illustration and the word 'clip' written in a cursive font. Card 61 features a green clover illustration and the word 'clover' written in a cursive font. Other cards show letter blends in circles: 'fl', 'cl', and 'f'. A large, semi-transparent 'PREVIEW' watermark is overlaid across the center of the image. To the right, the text 'CHALLENGE Set INCLUDED too!' is written. The cards are framed with decorative borders, and the copyright notice '©2018TheKinderLife' is visible in the bottom left corner of several cards.