

HOW DOES THIS WORK?

Just fill out the form on page 2 and **NINE** activities will be **INSTANTLY** created!

Just type your words and sentences in the following boxes and you will INSTANTLY create a BUNDLE of worksheets and games!

Type FOUR SIGHT WORDS in the boxes.

1	
2	
3	
4	
5	
6	

Type a SENTENCE for each sight word, but OMIT the sight word!
PRESS THE SPACE BAR 20 TIMES IN THE SPOT WHERE THE SIGHT WORD SHOULD GO.

1	
2	
3	
4	
5	
6	

Type each of the six sight words spelled INCORRECTLY or TYPE IN 6 DIFFERENT SIGHT WORDS THAN ABOVE.

1	
2	
3	
4	
5	
6	

For more ideas and directions on how to use these pages, view the preview pages at the end of this pack. Studying less than 6 words? Throw in a review word!
ENJOY!

Just type your words and sentences in the following boxes and you will INSTANTLY create a BUNDLE of worksheets and games!

Type FOUR SIGHT WORDS in the boxes.

1	she
2	they
3	like
4	would
5	can
6	me

Type a SENTENCE for each sight word, but OMIT the sight word!
PRESS THE SPACE BAR 20 TIMES IN THE SPOT WHERE THE SIGHT WORD SHOULD GO.

1	is so fun!
2	are my best friends.
3	I pizza.
4	you rather read?
5	I swim fast.
6	He reads just like .

Type each of the six sight words spelled INCORRECTLY or TYPE IN 6 DIFFERENT SIGHT WORDS THAN ABOVE.

1	shen
2	thiy
3	leke
4	wauld
5	cin
6	ma

For more ideas and directions on how to use these pages, view the preview pages at the end of this pack. Studying less than 6 words? Throw in a review word!
ENJOY!

Print what you need! Next, retype NEW words to create a new set! You can create an endless amount of resources!

*The purple boxes will not appear when you print:)

SIGHT WORD CODING

Students will use the code to write each word in code picture form and write the number of vowels in the word. Next, students will create their own sentence using this code.

Sight Word CODING

Name _____

WORD	CODE	• OF VOWELS
would		
can		
me		
she		
they		

A	🍎	N	🍷
B	🐼	O	🐛
C	🐱	P	🕒
D	👁️	Q	👑
E	🍆	R	🐛
F	👁️	S	🍓
G	🐼	T	🌻
H	👁️	U	👕
I	🐛	V	🐛

Sight Word CODING

Name _____

WORD	CODE	• OF VOWELS
she		1
like		2
can		1
they		1
would		2
me		1

CODE A SENTENCE

A	🍎	N	🍷
B	🐼	O	🐛
C	🐱	P	🕒
D	👁️	Q	👑
E	🍆	R	🐛
F	👁️	S	🍓
G	🐼	T	🌻
H	👁️	U	👕
I	🐛	V	🐛
J	🐼	W	🐛
K	👁️	X	🐛
L	🍌	Y	🍌
M	🍌	Z	🐛

Sight Word CODING

Name _____

WORD	CODE	• OF VOWELS
would		
she		
they		
like		
me		
can		

A	🍎	N	🍷
B	🐼	O	🐛
C	🐱	P	🕒
D	👁️	Q	👑
E	🍆	R	🐛
F	👁️	S	🍓
G	🐼	T	🌻
H	👁️	U	👕
I	🐛	V	🐛
J	🐼	W	🐛
K	👁️	X	🐛
L	🍌	Y	🍌
M	🍌	Z	🐛

three ↻
different codes!

TRASH it OR COLLECT it

The teacher will crumple up the Word Balls and keep them in a pile. Next, label two bags or bins with the COLLECT IT and TRASH IT labels. Students will uncrumple each Word Ball and decide whether it is a word they should collect or trash. After sorting the balls into the bins/bags, students will write their answers on the recording sheet.

COLLECT IT OR TRASH IT?
Sort through the paper balls and decide whether you should collect the word or trash it! Write each word in the correct column.

COLLECT!	TRASH!
they	ma
she	cin

WORDS TO COLLECT: they, would, me, she, like, can

Name: _____



they

ma

she

cin


they	like	thiy	ma
she	me	shey	cin
would	would	would	shey
can	they	leke	leke

word balls

FOUR IN A ROW

-PARTNER GAME-

Sight Word 4 IN A ROW



Grab a partner, a dice, and two different colored crayons. Each player will choose one of the colored crayons and write their name in that color at the bottom of the page. Each player rolls and the highest number goes first. Students will take turns rolling the dice and coloring the word associated with that number. Players will try to color 4 sight words to make a row (up, down, or diagonal) to win. If you roll a word that is already all colored, roll again.

me	like	would	like
they	she	can	she
would	me	they	would
like	can	she	me
she	me	like	they
can	they	would	can

if you roll... COLOR

1	like
2	can
3	me
4	would
5	they
6	she

PLAYER 1: **MAX** PLAYER 2: **SAM**

Students will need a partner, a dice, and two different colored crayons. Each player will choose one of the colored crayons and write their name in that color at the bottom of the page. Each player rolls and the highest number goes first. Students will take turns rolling the dice and coloring the word associated with that number. Players will try to color 4 sight words to make a row (up, down, or diagonal) to win. If students roll a word that is already all colored, roll again.

Handwritten signature or scribble.

ROLL, MOVE, AND COLOR

- Students roll the dice. 2. Each time students roll the dice, they will read the words and act out the action in that row. 3. Students will color a circle at the bottom of the page to keep track of how many rows they have read.
 - Students will roll a total of 10 times and color a circle at the bottom of the page for each row they read.
- Using the color code, students will color each word accordingly.

SIGHT WORD Roll, Move, & Color

Roll the dice. Each time you roll the dice, read the words and act out the actions in that row. Next, color a circle at the bottom of the page for each row you read. Next, using the color code, color each word accordingly.


1	would	Do 4 jumping jacks	she	can	like	she
2	can	Stomp 8 times	like	they	can	me
3	they	me	like	she	Jump 5 times	like
4	would	she	me	Flip on one foot 6 times	would	can
5	can	me	Spin 3 times	she	me	they
6	they	can	like	they	would	Clip 10 times

Roll, Move, and Color a Circle.

Name: _____

—COLOR IT—

RED	like	GREEN	me	PINK	would
YELLOW	she	BLUE	they	PURPLE	can




SIGHT WORD SPIRALS

SIGHT WORD SPIRALS
using a different color for each word, fill in each spiral with the sight word shown as many times as you can.

like
can
she
me
they
would

Name: _____

Students will use a different color for each word to **FILL IN EACH SPIRAL** (with the sight word shown) as many times as they can.



SIGHT WORD SHOPPING

SIGHT WORD - SHOPPING

Using the amounts listed below, add up the amount of each letter in each word and show the addition equation you used in the rectangle. Next, write the total amount of the word on the tag.


Name _____

word	me	8¢
my math	$3 + 5 = 8¢$	
word	they	18¢
my math	$5 + 3 + 5 + 5 = 18¢$	
word	she	
my math		
word	would	
my math		
word	like	
my math		
word	can	
my math		


A	B	C	D	E	F	G	H	I	J	K	L	M	N	O	P	Q	R	S	T	U	V	W	X	Y	Z
1¢	2¢	3¢	4¢	5¢	1¢	2¢	3¢	4¢	5¢	1¢	2¢	3¢	4¢	5¢	1¢	2¢	3¢	4¢	5¢	1¢	2¢	3¢	4¢	5¢	1¢

Students will use the amounts listed below to add up the amount of each letter in each word and show the addition equation they used to find the total amount in the rectangle.

Students will write the total amount of the word on the tag.



find, PASTE, AND dRAW

 **SIGHT WORD** FIND, PASTE, & DRAW

Name: _____

Write in the missing word.

She is so fun!	She	
They are my best friends.	They	
Would you rather read?	Would	
I can swim fast.	can	
He reads just like me.	me	
I like pizza.	like	

would they she like me can

Students will write in the missing sight word in the blank space and then paste it in the rectangle on the right. Next, students will draw a picture of the meaning of the sentence.

*Tip: If, after typing, you think the blank space is too big, reduce the number of spaces you inserted on page 2.

The teacher creates the sentences and so you can decide how hard you make these to read or draw a picture.

ROLL, WRITE, COLOR, & COUNT

Roll the dice and write the word associated with that number in a box. Continue rolling and writing words until all the boxes are filled. Next, color each word according to the color code at the bottom of the page. Finally, count how many times you write each word and write that number in the boxes on the right.

ROLL, WRITE, COLOR, & COUNT

IF YOU ROLL, WRITE...

1	she
2	me
3	would
4	like
5	can
6	they

COUNT IT UP

2	she
1	they
1	like
	would
1	can
	me

BLUE RED PINK YELLOW GREEN ORANGE
like would can she they me

Name: _____

1. Students will roll the dice and write the word associated with that number in a box. Students will continue rolling and writing words until all the boxes are filled.
2. Students will color each word according to the color code at the bottom of the page.
3. Students will count how many times they wrote each word and write that number in the boxes on the right.

...continued until boxes are filled.



SIGHT WORD SUBTRACT & WRITE

-task card game-

Students will subtract the numbers on the task card and write the word in the box with the matching difference.

Sight Word SUBTRACT & WRITE

Name: _____

Subtract the two numbers on each task card and write the word on the card in the box with the matching difference.

0	1	2
5-5	7-6	9-7
can	she	they
9	10	11
12	13	14

0 1 2 3 4 5 6 7 8 9 10 11 12 13 14 15 16 17 18 19 20

15 cards total!

6-0 like	12-5 they
18-10 would	14-5 can
17-7 like	7-6 she
8-4 would	9-7 they
	5-2 like
	10-5 can