

HOW DOES THIS WORK?

Just fill out the form on page **2** and **NINE** activities will be **INSTANTLY** created!

Just type your words, letters, and sentences in the following boxes and you will INSTANTLY create a BUNDLE of worksheets and games!

Type FOUR SIGHT WORDS in the boxes.

1	
2	
3	
4	

Type a SENTENCE for each sight word. One word will go in each box. Maximum of 5 words in each sentence. TIP: Leave the punctuation in the same box as the last word and capitalize the first word in the sentence. The computer will MIX up the words for you.

1					
2					
3					
4					

Type the LETTERS in each sight word. *For any word up to 6 letters long

1					
2					
3					
4					

*Leave the remaining boxes blank if a word contains less than 6 letters.

The four words you type in the first boxes on the top right are now numbered. Make sure that the information you type in the other boxes match up with the words numbered in the first boxes. For example, if you type the word "like" in box #1. Then the sentence and letters for "like" will go in the other boxes that are #1.

©2017 TheFisherLife

Just type your words, letters, and sentences in the following boxes and you will INSTANTLY create a BUNDLE of worksheets and games!

Type FOUR SIGHT WORDS in the boxes.

1	like
2	we
3	number
4	called

Type a SENTENCE for each sight word. One word will go in each box. Maximum of 5 words in each sentence. TIP: Leave the punctuation in the same box as the last word and capitalize the first word in the sentence. The computer will MIX up the words for you.

1	I	like	you	a	lot.
2	We	love	to	read.	
3	I	know	that	number.	
4	Who	called	you?		

Type the LETTERS in each sight word. *For any word up to 6 letters long

1	l	i	k	e	
2	w	e			
3	n	u	m	b	e
4	c	a	l	l	e

*Leave the remaining boxes blank if a word contains less than 6 letters.

The four words you type in the first boxes on the top right are now numbered. Make sure that the information you type in the other boxes match up with the words numbered in the first boxes. For example, if you type the word "see" in box #1. Then the sentence and letters for "see" will go in the other boxes that are #1.

©2017 TheFisherLife

Print what you need! Next, retype NEW words to create a new set! You can create an endless amount of resources!

*The purple boxes will not appear when you print:)

SIGHT WORD

ROLL, WRITE, & GRAPH

Sight Word ROLL, WRITE, & GRAPH

Roll the dice and figure out the word you will write. Next, write the word in the box of the word's column. Continue rolling and writing until one ENTIRE column is filled. Finally, count the number of times you wrote each word and write the totals in the boxes in the bottom right corner.

like	called	we	number

Name: _____

IF YOU ROLL...

•	number
••	like
•••	ROLL AGAIN
••••	ROLL AGAIN
•••••	called
••••••	we

COUNT IT UP


	like
	we
	number
	called

1. Students will roll a dice to get a word.
2. Students will write that word on the graph.
3. Students will continue rolling until one ENTIRE column is filled.
4. Students will count the number of each word on the graph and write it in the bottom right box.



SIGHT WORD STORY

SIGHT WORD WRITE A STORY



Using the words listed below, write a story and draw a picture to go along with your story in the box at the top of the page.

called
number
like
we

PREVIEW


PREVIEW

A

Name: _____

©2009 TheKiddieCo

Students will create a story using the 4 sight words chosen.





SIGHT WORD LADDERS


Students will write each word in the format show in each row.

SIGHT WORD LADDERS Name: _____

Write each word in the format shown below.

	like	number	called	we
				
A	like			
A	like			
A	like			
A	like			
A	like			
A	like			

©2018 TeachingTime.com



HOW MANY LETTERS? SORT


How MANY Letters? SORT 
Sort each eight word according to the number of letters it contains.

Name: _____

1	2	3	4	5	6

number called we number like
we like number we called
like we called number like

Students will sort each word based on the number of letters it contains.



MAGAZINE BUILD IT

Give students a magazine and ask them to cut out the letters needed to build each word TWICE. Students will paste the letters in order to spell each word.

MAGAZINE BUILD IT
Build each word on the left TWICE using letters cut out of a magazine.

Name: _____

number	
we	
like	
called	



SIGHT WORD SENTENCES

SIGHT WORD SENTENCE BUILD IT

Using the words at the bottom of the page, build 4 sentences that make sense and paste each sentence in a large rectangle. Next, highlight the following words in YELLOW.

Name: _____

we number
called like

you? lot. We you read.
I number. Who to
that like I a
love called know

Students will create 4 sentences that **MAKE SENSE** using the words at the bottom of the page.


TIPS:

- Ask students to organize all 4 sentences **BEFORE** pasting.
- Remind students that each sentence will contain **ONE** of the words listed at the top.
- Students can use the words with punctuation and the capital words to guide them to the beginning and ends of each sentence.

The teacher creates the sentences and so you can decide how hard you make these to figure out!

ALPHABEtICAL ORDER

Cut & PASTE

ALPHABEtICAL ORDER 

Paste the words in alphabetical order. HINT: Sort the words in groups and then put the groups in alphabetical order.

Name: _____

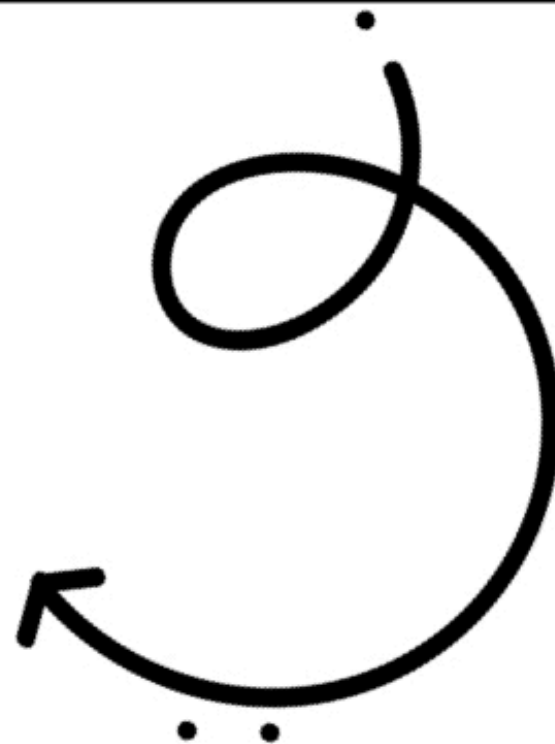
called	called	called	called	called
like	like	like	9	10
11	12	13	14	15
16	17	18	19	20

ETC.

ABCDEFGHIJKLMN OPQRSTUVWXYZ

we	like	number	like	number
number	called	like	called	we
called	we	called	like	number
like	number	we	number	called

1. Students will cut out the sight words.
2. Sort the sight words.
3. Determine the alphabetical order.
4. Paste each group in order.



Sight Word Add & Write

-task card game-

Students will add the numbers on the task card and write the word in the box with the matching sum.

Sight Word Add & Write

Add the two numbers on each task card and write the word on the card in the box with the matching sum.

Name: _____

1	2	3
4	5	6
7	8	9
10	11	12
13	14	15
16	17	18
19	20	

0 1 2 3 4 5 6 7 8 9 10 11 12 13 14 15 16 17 18 19 20

6+3 called like

5+5

1+3 called like

5+0

4+3 number

2+1

8+4

11+3 number we

7+6

1+1

w

10+5 like