

How does Auto-fill work?

(PDF FILE)



Type FOUR SIGHT WORDS in the boxes

1				
2				
3				
4				

Type each sight word SPELLED wrong in four different ways

Type SIX COLORS you would like students to use

--	--	--	--	--	--

Type the LETTERS in each sight word for any words up to 6 letters long

1					
2					
3					
4					

A SENTENCE for each sight word

1	
2	
3	
4	

Type FOUR SIGHT WORDS in the boxes.

1	there
2	come
3	play
4	house

Type each sight word SPELLED wrong in four different ways.

ther	thee	thrr	theer
cem	com	ceme	coom
pla	playy	ply	pley
hows	hous	hos	hous

Type SIX COLORS you would like students to use.

blue	black	yellow	green	pink	orange
------	-------	--------	-------	------	--------

Type the LETTERS in each sight word for any words up to 6 letters long

1	t	h	e	r	e
2	c	o	m	e	
3	p	l	a	y	
4	h	o	u	s	e

A SENTENCE for each sight word

1	Your cat is over there.
2	Can I come over?
3	Will you play with me?
4	This is my green house.

©2017 TheKindergartenLife

Just fill in the purple boxes on the **SECOND PAGE** and **ALL** other pages automatically fill with the words you chose...INSTANTLY creating your own personalized pages!
 -Print the pages you want and then type different words in the purple boxes on the second page to create MORE pages.

*If you love this, check out the other AUTO-FILL products in my store!

To get the hang of this, be sure to try out the Auto-fill FREEBIE in my store.:)

Search "Auto-fill" in my store and you will find it.

AUTO-FILL EXAMPLE

Type FOUR SIGHT WORDS in the boxes.

Type each sight word SPELLED wrong in four different ways.

1	there	ther	thee	thrr	theer
2	come	cem	com	ceme	coom
3	play	pla	playy	ply	pley
4	house	hows	hous	hos	hous

Type SIX COLORS you would like students to use.

blue	black	yellow	green	pink	orange
------	-------	--------	-------	------	--------

Type the LETTERS in each sight word. *For any words up to 6 letters long.

A SENTENCE for each sight word.







1	t	h	e	r	e		1	Your cat is over there.
2	c	o	m	e			2	Can I come over?
3	p	l	a	y			3	Will you play with me?
4	h	o	u	s	e		4	This is my green house.

ACTIVITIES INCLUDED IN THIS PACK:

***ALL purple colored boxes WILL NOT show when printing.**

SIGHT WORD RAINBOW: ROLL, READ, AND COLOR

Roll the dice and read a word in that row. After you read, color the word the color listed at the top. Repeat until 3 columns are fully colored.

RED	YELLOW	ORANGE	BLUE	GREEN	PURPLE
there	come	play	come	there	play
play	house	house	play	house	there
come	come	come	there	play	come
play	there	play	house	house	there
house	play	house	come	play	house
there	house	come	there	house	come
house	play	there	house	there	play
					

Name: _____

©2017 TheKindertLife







Students will roll, read a word, and color that word according to the color at the top of the column.

ACTIVITIES INCLUDED IN THIS PACK:

***ALL purple colored boxes WILL NOT show when printing.**

COLORFUL SIGHT WORDS: ROLL, READ, AND COLOR

Roll the dice and read a word in that row. After you read, color the word the color listed at the top. Repeat until 3 columns are fully colored.

blue	black	yellow	green	pink	orange
there	play	come	house	play	house
house	come	there	play	come	there
play	there	house	come	house	play
come	play	there	house	play	there
house	come	play	come	house	house
there	there	house	there	come	come
play	house	come	play	house	there
					

Name: _____

©2017 TheKindergartenLife.com

Students will roll, read a word, and color that word according to the color at the top of the column.

***The COLORS are editable!**

ACTIVITIES INCLUDED IN THIS PACK:

***ALL purple colored boxes WILL NOT show when printing.**

Students will color each word according to the color code.

-FIND ME- Sight Word COLOR CODE

Color the words below using the color code.

Name: _____

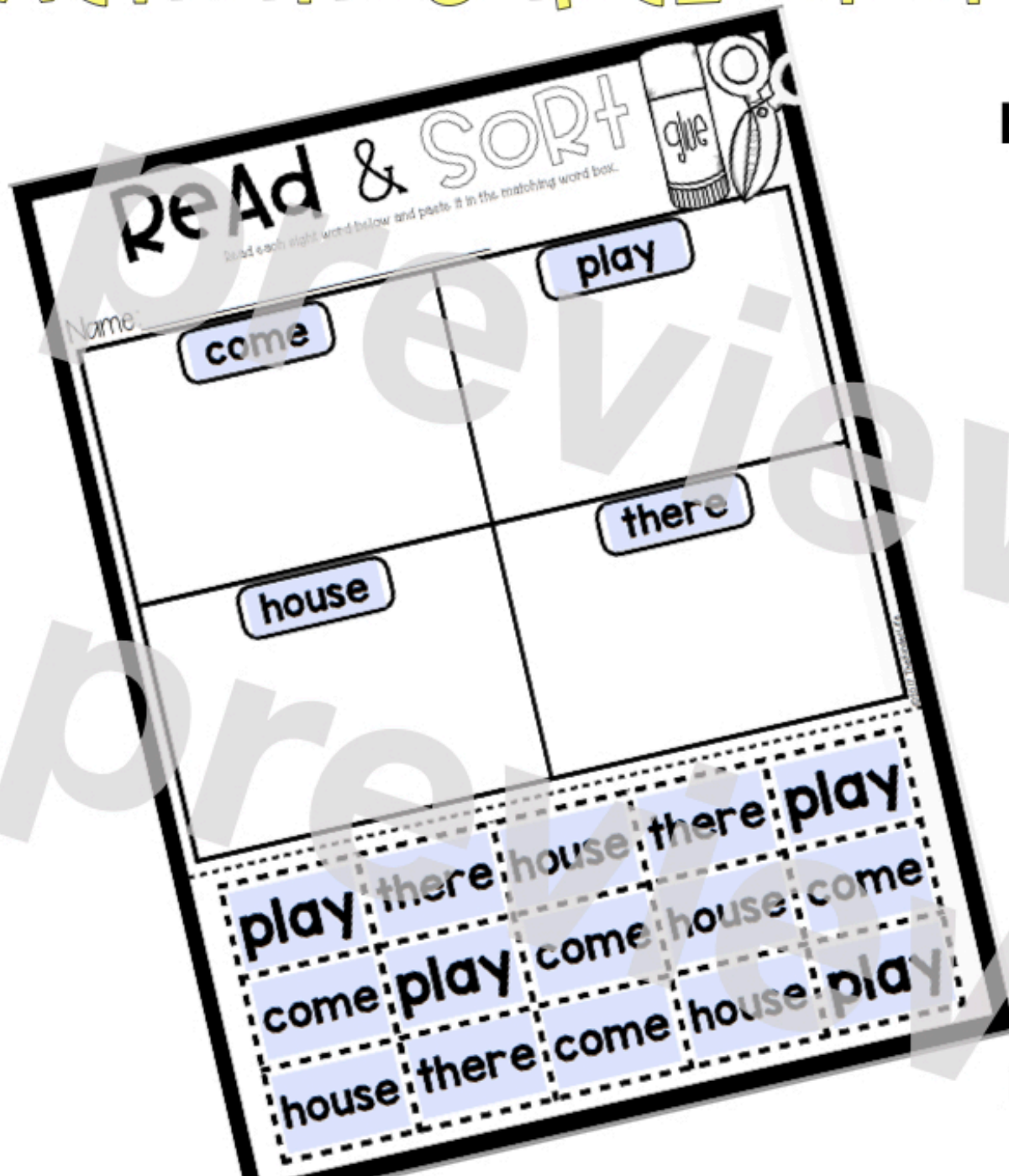
pink	green	yellow	black
there	play	come	house

play	there	house	come	there	come
there	come	there	play	play	there
there	house	come	there	house	play
house	house	play	house	play	house
there	come	come	play	house	play
house	play	house	house	play	there
there	house	there	come	there	come

©2017 TheKinderLife

ACTIVITIES INCLUDED IN THIS PACK:

***ALL purple colored boxes WILL NOT show when printing.**

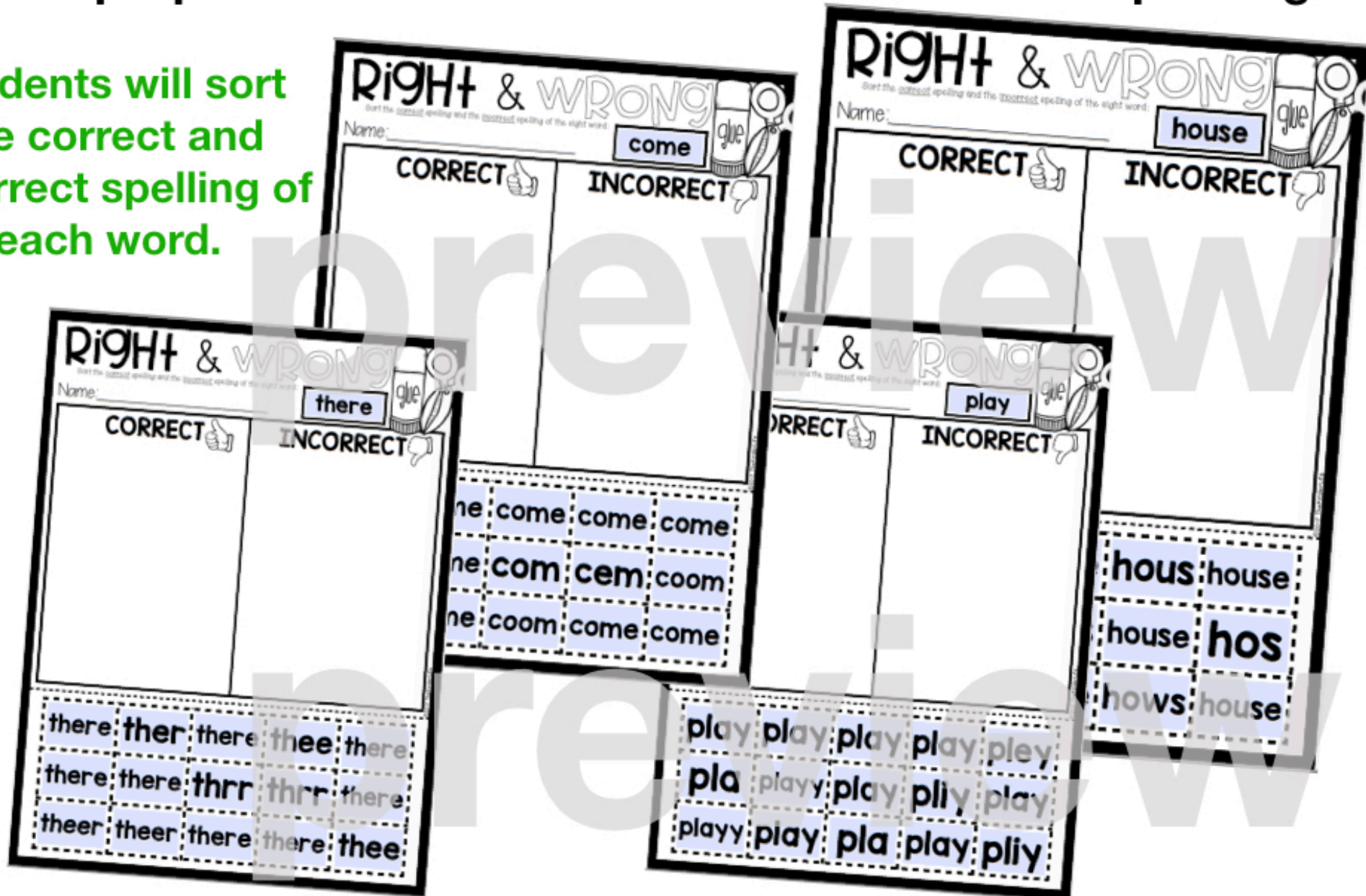


Students will sort each word.

ACTIVITIES INCLUDED IN THIS PACK:

*ALL purple colored boxes WILL NOT show when printing.

Students will sort the correct and incorrect spelling of each word.



ACTIVITIES INCLUDED IN THIS PACK:

***ALL purple colored boxes WILL NOT show when printing.**

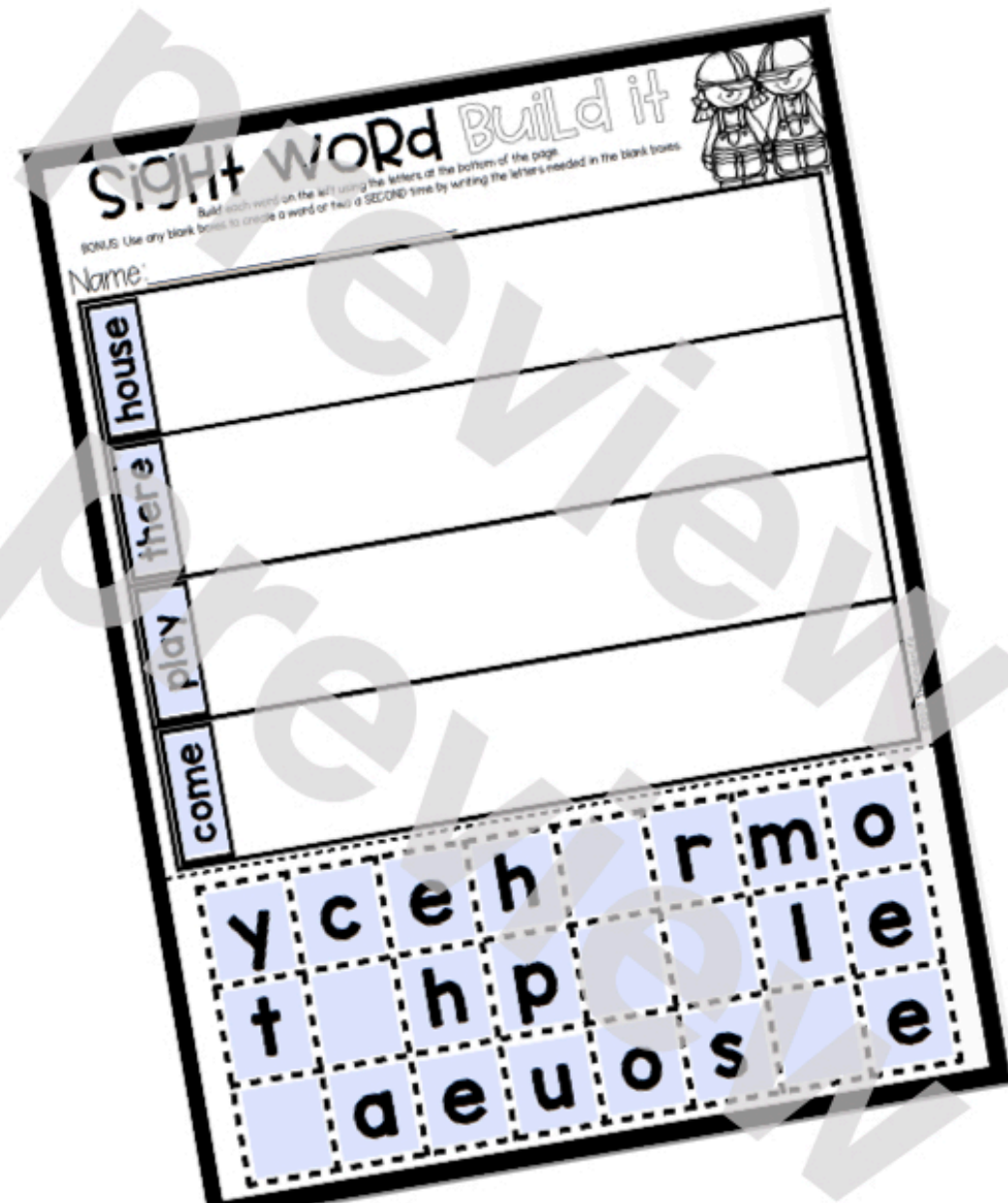
Students will use the letters at the bottom of the page to build each sight word.

TIP: If you want to use a sight word with MORE than six letters on page two, then type the remaining letters in any blank boxes on page two. These letters will show up in the mix-up on this page.

For example, if you wanted to use the word numbers, you could type the "s" in the second row and the worksheet would still come out correct.

Type the LETTERS in each sight word. *For any words up to 6 letters!

1	n	u	m	b	e	r
2	c	o	m	e	s	
3	p	l	a	y		
4	h	o	u	s	e	



ACTIVITIES INCLUDED IN THIS PACK:

***ALL purple colored boxes WILL NOT show when printing.**



Students will spin a word using a pencil and paperclip on the spinner in the corner. After spinning a word, students will write that word in a box. They will continue spinning until all boxes are filled with a word.

BONUS: Students can count the number of letters in each word and trace each word in a certain color based on the number of letters using the color code at the bottom of the page.

ACTIVITIES INCLUDED IN THIS PACK:

Students will use the task cards to write each sight word in the matching numbered box.

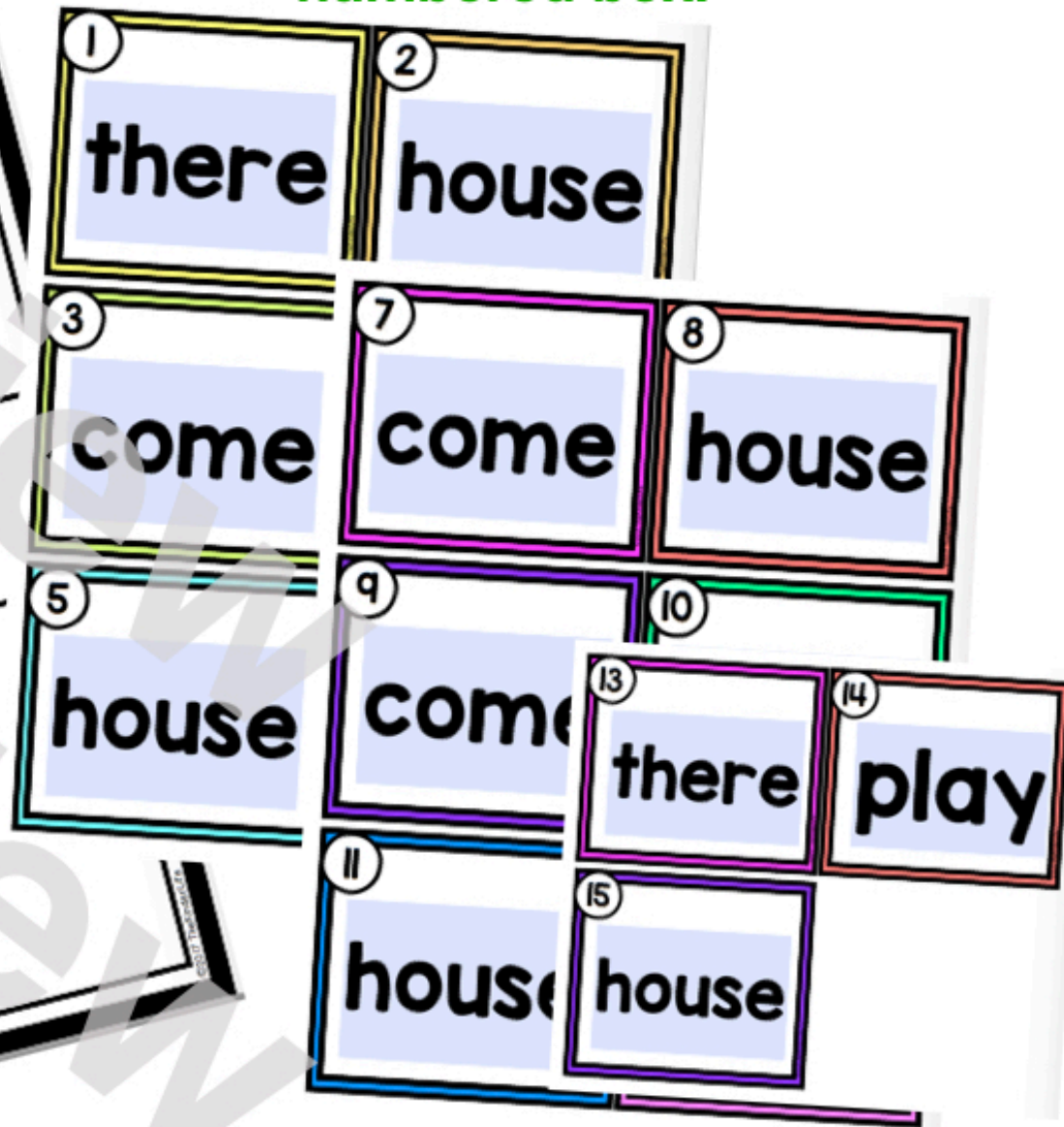
Sight Word write the room
Using the numbered task cards, write the word on the card in the box with the matching number.

Name: _____


1	2	3
4	5	6
7	8	9
10	11	12
13	14	15

come house

there



ACTIVITIES INCLUDED IN THIS PACK:

Sight word: I CAN READ 

Using the sight word listed to the right, follow the directions to complete each box.
BONUS Write your own sentence using this sight word on the back of this page.

Name: _____ **house**

Read and HIGHLIGHT it.

This is my green house.

TRACE it.



This is my green house

WRITE it.

house house

FILL it in.

house house

 (A picture of a green house.)  Draw the MEANING of the sentence.

Sight word: I CAN READ 

Using the sight word listed to the right, follow the directions to complete each box.
BONUS Write your own sentence using this sight word on the back of this page.

Name: _____ **come**

Read and HIGHLIGHT it.

Can I come over?

TRACE it.

Can I come over?

Sight word: I CAN READ 

Using the sight word listed to the right, follow the directions to complete each box.
BONUS Write your own sentence using this sight word on the back of this page.

Name: _____ **play**

Read and HIGHLIGHT it.

Will you play with me?

TRACE it.

Will you play with me?

Sight word: I CAN READ 

Using the sight word listed to the right, follow the directions to complete each box.
BONUS Write your own sentence using this sight word on the back of this page.

Name: _____ **there**

Read and HIGHLIGHT it.

Your cat is over there.


TRACE it.

Your cat is over there.

WRITE it.

FILL it in.

house house

 Draw the MEANING of the sentence.