

# HOW DO I USE THIS PRODUCT?

This is an **INTERACTIVE PDF** game! I would recommend downloading this file via your computer at first, and then email the PDF game only to the device you plan to use!

\*You will need access to the internet to download this file from TPT, but after it is downloaded onto the device, you will NOT NEED INTERNET ACCESS to play this game!

**ANY DEVICE THAT CAN  
OPEN A PDF CAN  
BE USED!**



# TRY OUT MY NUMBER MATCHING GAME

**FOR FREE!**


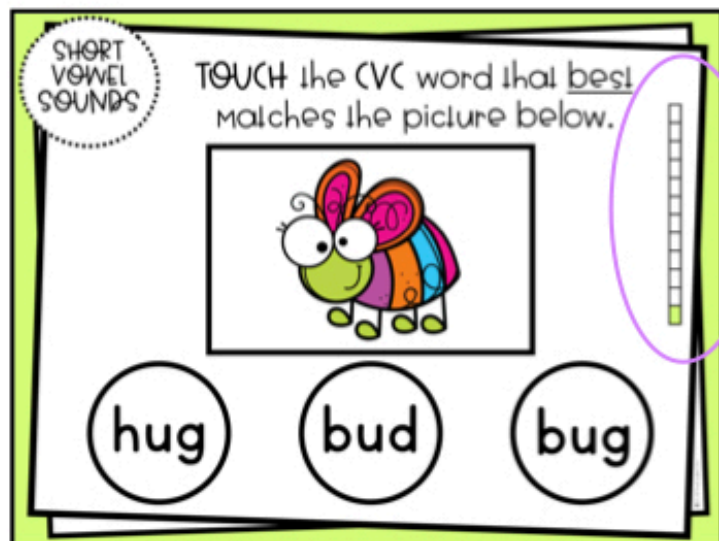



Click the image to access my MATH NUMBER MATCHING GAME to try out an INTERACTIVE PDF to make sure it will work on the device you are hoping to use it with. I use an iPad and my SMARTBoard (for whole class practice) but ANY device that can open a PDF will work!

# HOW DO WE PLAY?

-Students will match the picture to the correct CVC word on each slide! If they click the correct picture, they will move to the CORRECT SLIDE. If they click the incorrect picture, they will move to the TRY AGAIN slide.

-Students will click the ARROWS to go back and TRY AGAIN or move forward to the NEXT slide.



-A progress bar is shown to help students know how close they are getting to the end!





# WAYS to use this game:

- **Assessment Tool:** Use the data sheets to track data and share data with families.
- **Whole Group/Small Group:** Use on the SmartBoard!
- **Center Work:** Have students complete this activity in literacy centers!
- **Independent Work:** Have students practice independently as an early finisher task or during independent work time.
- **FAST FLUENCY:** Give students a sand timer and see if they can get through the game before the sand runs out!