

HOW DO I USE THIS PRODUCT?

This is an **INTERACTIVE PDF** game! I would recommend downloading this file via your computer at first, and then email the PDF game only to the device you plan to use!

*You will need access to the internet to download this file from TPT, but after it is downloaded onto the device, you will NOT NEED INTERNET ACCESS to play this game!

**ANY DEVICE THAT CAN
OPEN A PDF CAN
BE USED!**



TRY OUT MY NUMBER MATCHING GAME

FOR FREE!

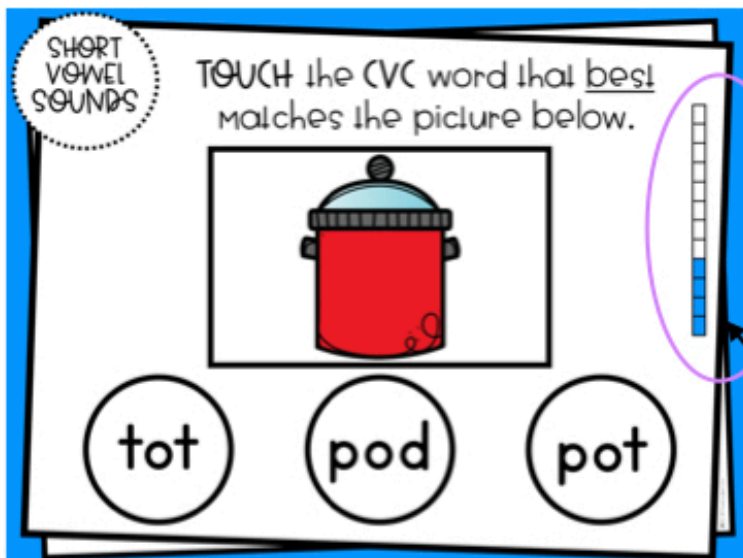
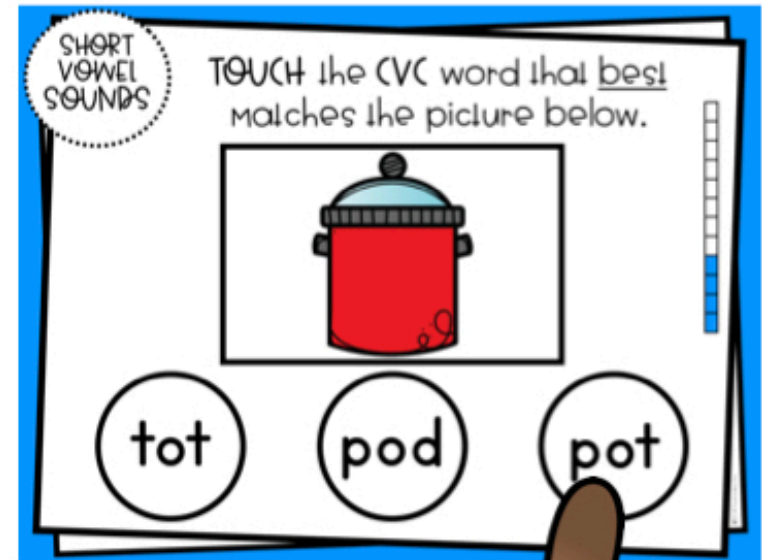


Click the image to access my MATH NUMBER MATCHING GAME to try out an INTERACTIVE PDF to make sure it will work on the device you are hoping to use it with. I use an iPad and my SMARTBoard (for whole class practice) but ANY device that can open a PDF will work!

HOW DO WE PLAY?

-Students will match the picture to the correct CVC word on each slide! If they click the correct picture, they will move to the CORRECT SLIDE. If they click the incorrect picture, they will move to the TRY AGAIN slide.

-Students will click the ARROWS to go back and TRY AGAIN or move forward to the NEXT slide.



-A progress bar is shown to help students know how close they are getting to the end!

use as an assessment tool!

Use to observe students while playing the interactive games.

- SHORT O - STUDENT DATA

Student name _____

As students complete the short O CVC game, mark whether or not each student picked the correct word. If the student picks the correct word, simply put a check mark next to that word. If the student picks a different word on their first try, write the word they picked (no) in the box to the right.

word tested word picked word tested word picked

hop		dog	
mom		cop	
pop		hot	
pot		box	
log		mop	
pod		hog	

- SHORT O - STUDENT DATA

Student name **ALIZA**

As students complete the short O CVC game, mark whether or not each student picked the correct word. If the student picks the correct word, simply put a check mark next to that word. If the student picks a different word on their first try, write the word they picked (no) in the box to the right.


word tested word picked word tested word picked

hop	✓	dog	✓
mom	✓	cop	✓
pop	✓	hot	hop
pot	pod	box	box
log	✓	mop	✓
pod	✓	hog	✓

Notes:
ALIZA WOULD BENEFIT FROM MORE PRACTICE IDENTIFYING ENDING SOUNDS.

9/12

Dear Family,
We have been working on the short O vowel sound. For example, students were shown a picture of a word containing a short O sound (hot, dot, rasked to choose the word that best matched



top ho

Your child is doing great! Please spend a little time practicing short O sounds with your child. I have a fun game to play with your child at home!

Thank you!

***CUT OFF THE BOTTOM AND SEND HOME WITH PARENTS ALONG WITH THE INSTRUCTIONS (HALF-SHEET) AND TAKE HOME GAME (2 bingo sheets and the copies of the words on pages 8-9). **IMPORTANT: Pages 8-9 are the SAME set of cards, but you will need to send both pages home because each family will need two copies of these words to play. ***SEE PAGES 5-9 for all the supplies to send home.**

Thank you for your support,
ms. mcdonald

Send home the bottom to parents.

Short O WORDS CLASS DATA

STUDENT INITIALS	BOY	BOY	BOY

Short O WORDS CLASS DATA

STUDENT INITIALS	BOY	BOY	BOY
FA	5 straight units (background sounds)	10	12
HA	0	12	12
NB	7	11	12
KB	1 straight unit (background sound)	8	9
BD	7	10	12
TE	3	4	9
FF	0	12	12
GF	8	9	11
JF	5	8	10
KF	10	12	12
PR	3	5	8
TS	1 straight unit (background sound)	5	10
RS	6	11	12
JS	9	11	12
BT	7	10	12

0-4 (pink) 5-9 (yellow) 10-12 (green)

Track data throughout the year.

SEND HOME INFORMATION

to PARENTS!

BINGO GAME
TO SEND HOME!

- SHORT O - STUDENT DATA

Student name _____

As students complete the short O CVC game, mark whether or not each student picked the correct word. If the student picks the correct word, simply put a check mark next to that word. If the student picks a different word on their first try, write the word they picked first in the box to the right.


word tested	word picked	word tested	word picked
hop		dog	
mom		cop	
pop		hot	
pot		box	
log		mop	
pod		hog	

Notes: _____

1/2

Dear Family,

We have been working on the **short O vowel sound**. For example: Students were shown a picture of a three letter CVC word containing a short O sound (hot, dot, mop, etc.) and were asked to choose the word that best matched the picture.




Your child is doing great! Please spend a little extra time practicing short O sounds with your child. I have attached a fun game to play with your child at home!

Thank you for your support,

Short O BINGO

Player 1 will flip over a word card and sound out the word. Both players will cover one square on their board with that picture. Now player 2 will flip over a word card, read the word, and both players will again cover one square on their board with that picture. Player will continue taking turns until someone gets a BINGO (Five-in-a-row).



fog	pop
fox	jog
box	sob

fog	pop
fox	jog
box	sob
rod	hot
mop	cob
pot	pod

HOW TO SET-UP

1. Cut out the word cards. The word cards are on page 2 of this packet. If you have a printer, you can print these cards on a separate sheet of paper. If you do not have a printer, you can draw the words on a separate sheet of paper. 2. The set-up is a 5x5 grid. Each player will need a large board with a set of numbers or dots to cover the squares in the grid. There can be small pieces, large pieces, or colored paper, etc.

HOW TO PLAY

1. Player 1 will flip over a word card and sound out the word. Both players will cover one square on their board with that picture. 2. Player 2 will flip over a word card, read the word, and both players will cover one of the matching picture squares. 3. Players will continue taking turns flipping word cards, reading, and covering matching picture squares until someone gets a BINGO (Five-in-a-row). 4. The first player who gets a BINGO wins!

WAYS to use this game:

- **Assessment Tool:** Use the data sheets to track data and share data with families.
- **Whole Group/Small Group:** Use on the SmartBoard!
- **Center Work:** Have students complete this activity in literacy centers!
- **Independent Work:** Have students practice independently as an early finisher task or during independent work time.
- **FAST FLUENCY:** Give students a sand timer and see if they can get through the game before the sand runs out!