

HOW DO I USE THIS PRODUCT?

This is an **INTERACTIVE PDF** game! I would recommend downloading this file via your computer at first, and then email the PDF game only to the device you plan to use!

*You will need access to the internet to download this file from TPT, but after it is downloaded onto the device, you will NOT NEED INTERNET ACCESS to play this game!

**ANY DEVICE THAT CAN
OPEN A PDF CAN
BE USED!**



TRY OUT MY NUMBER MATCHING GAME

FOR FREE!


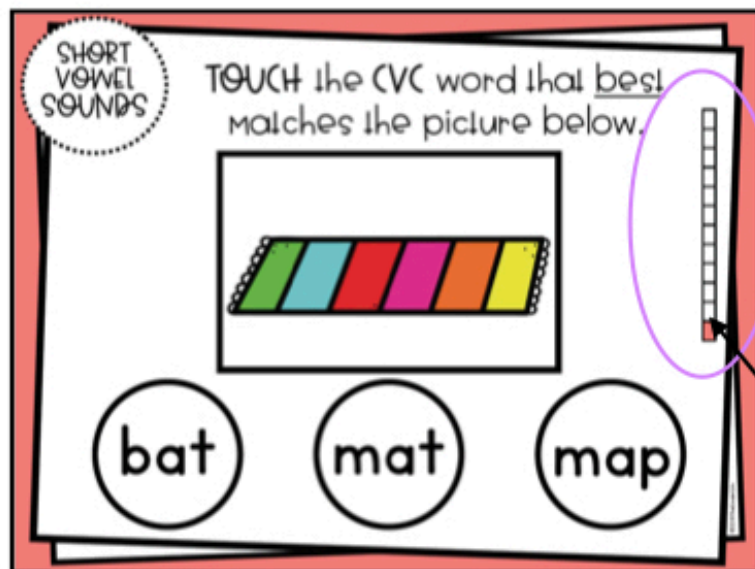


Click the image to access my MATH NUMBER MATCHING GAME to try out an INTERACTIVE PDF to make sure it will work on the device you are hoping to use it with. I use an iPad and my SMARTBoard (for whole class practice) but ANY device that can open a PDF will work!

HOW DO WE PLAY?

-Students will match the picture to the correct CVC word on each slide! If they click the correct picture, they will move to the CORRECT SLIDE. If they click the incorrect picture, they will move to the TRY AGAIN slide.

-Students will click the ARROWS to go back and TRY AGAIN or move forward to the NEXT slide.



-A progress bar is shown to help students know how close they are getting to the end!

SEND HOME INFORMATION

to PARENTS!

ROLL & COVER
GAME TO SEND
HOME!

- SHORT A - STUDENT DATA

Student name _____

As students complete the short A CVC game, mark whether or not each student picked the correct word. If the student picks the correct word, simply put a check mark next to that word. If the student picks a different word on their first try, write the word they picked first in the box to the right.

| word tested | word picked | word tested | word picked |
|-------------|-------------|-------------|-------------|
| mat | | map | |
| lab | | nap | |
| wax | | cat | |
| ham | | man | |
| bat | | wag | |
| tan | | sad | |

Notes: _____


1/2

Dear Family,

We have been working on the **short A vowel sound**. For example, Students were shown a picture of a three letter CVC word containing a short A sound (cat, ham, map, etc.) and were asked to choose the word that best matched the picture.

Your child is doing great! Please spend a little extra time practicing short A sounds with your child. I have attached a fun game to play with your child at home!

Thank you for your support,



HOW TO SET-UP

Assemble the dice and roll for rolling the dice and writing on paper on each.

Each player will roll the dice 1, read the word, and cover the matching picture on the board. If all of those pictures are already covered, roll again. Players will take turns rolling, reading and covering. The first player to cover 4 squares wins!

HOW TO PLAY

Each player will roll the dice 2, read the word, and cover the matching picture on the board. If all of those pictures are already covered, roll again. Players will take turns rolling, reading and covering. The first player to cover 4 squares wins!

WAYS to use this game:

- **Assessment Tool:** Use the data sheets to track data and share data with families.
- **Whole Group/Small Group:** Use on the SmartBoard!
- **Center Work:** Have students complete this activity in literacy centers!
- **Independent Work:** Have students practice independently as an early finisher task or during independent work time.
- **FAST FLUENCY:** Give students a sand timer and see if they can get through the game before the sand runs out!