

DETAILED Substitute Instructions

- How to introduce each activity
- Tips for completing each activity
- Ideas for EARLY FINISHERS
- BRAIN BREAK Ideas

thank you for working in our class today!

Please complete the following

Most pages are self-explanatory
instructions

If a page does not have a space for students to

The MILITARY Works Together to Keep Us Safe!
MATH 2.NBT.B.5

Partner students up and give each student a paperclip and a pencil—Tip: Place the tip of the pencil vertical inside the end of the paperclip and flick the paperclip around. Each student will spin a number and they will add two numbers they each spin in the boxes below. After solving each equation, ask students to draw a tally mark in the box with that number sum. Demonstrate this whole process for students before allowing them to work with their partner. When finished, ask students to take a guess about which one answered to the sentence at the bottom of the page. **ANSWER 3 p.m. local time.** (with students. **EARLY FINISHERS:** On the back of this page, challenge students to draw a picture of a Memorial Day parade. Who do they think would be marching in it? What do they wear? What other things, people, or floats might be in the parade?)

Mighty Military Time
MATH 2.MD.G.3

BREAK BETWEEN WORKSHEETS: Play Doubles Doubles. Write an even number 10-30 and ask students what **DOUBLES** (ex. 2+2 or 4+4) number makes that sum. They will **silently** figure out the number and when you say **GO**, they will hop that many around the classroom. After hopping, ask students to shout out the answer all together. Continue playing until students have had a good movement break. After explaining directions to students, practice a couple times as a class before letting students try independently. Ex. Write 8 on the board. Students will hop 4 times and shout out 8 together.

—Complete this page as a class. First, ask students to write the time in the first box each clock. Next discuss how to convert time into military time. Assist students in writing out each time. **TIP:** Ask students to write the answer (ex. 0900 hours) in pencil. **THEN** they can paste all the military time in the second box below each clock. Let them know military time shows whether it is in the AM or the PM. Help students color in the PM box next to each clock to show the answer. **EARLY FINISHERS:** On the back page, challenge students to create an air force plane using shapes. How many shapes did they use to create this plane?

3 THINGS I Learned
READING B.2.2

*If I have left you a book about the military or Memorial Day, please use it for activity. If I have not left you a book, please find a nonfiction book in our class library. **BEFORE READING:** Ask students what they know about the topic and write responses on the board. **AS YOU READ,** stop occasionally to ask students what they learned so far (or what has happened in the story so far) and write their responses on the board. **AFTER READING,** students will pick their 3 favorite things they learned from the book and write about them on this page. Ask them to think about what the book is about and to include the main idea(s) somewhere in their three things. Challenge students to write 3-4 sentences about each thing they learned. **EARLY FINISHERS:** On the back page, ask students to design a ship for the Navy. Where would the sailors sleep? Where would they land the helicopters and planes?

Dear Soldier,
WRITING W.2.1

Help students brainstorm what they know about soldiers. Do they protect us from danger? Are they brave? Etc. Challenge students to think of reasons why what soldiers do is so important and to include their reasons in their writing. Students will illustrate a picture in the box at the bottom of the page. **EARLY FINISHERS:** On the back of this page, challenge students to think, draw, and write about what the members in their family do to protect each other. Do they have cousins they help stay safe? What do their parents do to make sure their family

SCIENTISTS IN THE MILITARY?
SCIENCE

Partner students up to read this page together. Ask students to stop after each section to discuss its meaning and new vocabulary words. Students will draw an illustration to match each section. **EARLY FINISHERS:** Challenge students to think about where else they might see a scientist. At the zoo? In a school? What would this scientist be studying or testing? Ask students to write and illustrate their answer on the back of this page.

Army or Navy?
FACT SORT SOCIAL STUDIES

Talk about the 3 branches of the military: Army, Navy, Air Force, Marine Corps, and Coast Guard. Assist students in reading each statement below and guide them in sorting each statement according to whether it is more common to the Navy or Army. Discuss that these two branches do a lot of things and that these are just SOME of the things they do and wear.

Ask students to color the **ARMY** statements- **GREEN** and the **NAVY** statements- **BLUE**.

*SEE ANSWER KEY BELOW

They help keep our country safe.	They often wear green and blue uniforms.	They make sure the military is safe.	Some presidents have served in the military.	They fight in wars.	The United States Navy has the largest fleet of ships.
N	A	N	A	N	N
They fight in wars.	The United States Army's job is to protect our country, and white.	They sometimes wear blue uniforms.	People in the military wear uniforms.	They often wear blue uniforms.	A person in the military is called a soldier.
N	A	A	A	N	N

N- NAVY
A- ARMY

EARLY FINISHERS: Ask students to decide whether they would rather serve in the Army or the Navy. On the back of this page, students can write and illustrate their answer.

BONUS PAGE: What is Memorial Day?
Ask students to read about Memorial Day with a partner. After reading, students will color the sentences in the rectangles **BLUE** if they are **TRUE** and **RED** if they are **FALSE**. Next, ask students to draw and write about what happens on Memorial Day. Discuss the answers as a class.

Language Arts Activities

PROTECTING THE CAPITAL -color code-

Color all the words below using the color code. Next, list all the words that SHOULD be CAPITALIZED in the blank boxes. Write the longer words in the longer boxes.

Name: _____

Key: things: blue holidays: yellow places: red people: green

president	city	easter	woodland park zoo
martin luther king jr.	africa	disneyland	beach
new york	christmas	teacher	shoe
coat	olympic view pool	school	doctor
john f kennedy	truck	europa	halloween
mother	valentine's day	yellowstone park	max
earth	solider	child	town
amanda	park	barack obama	marvista elementary school

List all the things you should CAPITALIZE in the boxes below.

HINT: You capitalize proper nouns like names of people, places, and holidays.

How many of the words you wrote above were names of people? Write the number in the blank below:

fun fact: The military of the United States is made up of _____ branches.

BONUS: Can you name any of these branches?

LANGUAGE L.2.2.A

AWARDING PAST & PRESENT HEROES

Read each sentence below and then rewrite the sentence changing the verb in each parenthesis from present tense to PAST TENSE.

my dad (receive) a Medal of Honor from the president

my mom (stand) up tall when she got her Navy Cross for being a hero

my grandpa (is) courageous and received a Silver Star

my uncle was (present) with a Purple Heart for his wounds in combat

my grandma proudly (display) her awards on the front of her uniform

LANGUAGE L.2.2.D Name: _____

©2011 The Teacher's Cup

Math Activities



The MILITARY works together to keep us safe!

Using a paperclip and a pencil, work together with a partner to each spin a number (or play alone and spin two numbers). Next, write the two numbers in a row and add them together. After you figure out each sum, draw a tally in the box to keep track of how many times you get each sum.

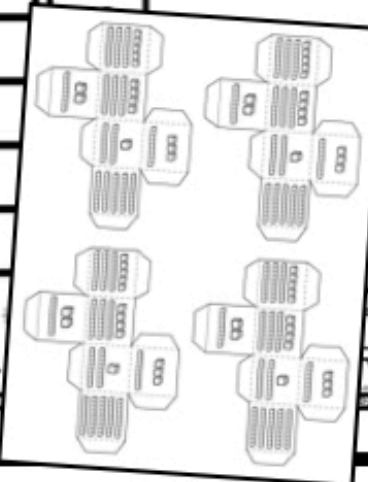
Tally the number of each sum here!

Addend 1	Addend 2	Sum	
			24
+	=		25
+	=		26
+	=		33
+	=		34
+	=		42
+	=		46
+	=		47
+	=		48
+	=		55
+	=		56
+	=		62
+	=		63
+	=		
+	=		
+	=		
+	=		

In 2000, the U.S. Congress passed a law requiring Americans to pause at what time on Memorial day to remember fallen soldiers?

1 p.m. 2 p.m.

MATH 2.NF.T.5



Mighty Military Time: Cut & Paste









Read each clock and write the time below it. Next, find and paste the matching military time below. LAST, figure out whether the time is AM or PM based on whether the military was between 0000-1159 hours (AM) or 1200-2359 hours (PM) and color the AM or PM box.



Military Time Cheat Sheet:

- **0000-0059 hours: Replace the first two numbers with a 12. EX: 0025 hours = 12:25 AM
- **0100-1259 hours: Just put a colon between first two numbers and the second two numbers.
- **For times 1300+: Subtract 1200 to get the time.

0000-1159 hours (AM) 1200-2359 hours (PM)

			
AM PM	AM PM	AM PM	AM PM
			
AM PM	AM PM	AM PM	AM PM

0835 hours | 2315 hours | 1940 hours | 1655 hours

2205 hours | 0525 hours | 0030 hours | 1410 hours

MATH 2.MD.C.7

Writing

Reading Response

Dear Soldier,

Sincerely,



WRITING W.1.2

©2016 The Kinder Life

Title:

3 THINGS I learned:

1

2

3

Name:



READING RI.1.7

Social Studies

Science



ARMY OR NAVY: Fact Sort

-ARMY-



-NAVY-

They help keep us safe using large ships.

They often wear green and brown camouflage uniforms.

They make sure the waters around our country are safe.

They fight invaders in the water.

The U.S. logo with the colors yellow, black, and white.

vehicles called tanks.

SOCIAL STUDIES: ARMY OR NAVY



SCIENTISTS IN THE MILITARY?!

Read the following with a partner. As you read, stop and illustrate each box on the right to match the information you just learned.

Name _____

Once a soldier enlists in the military, they can choose to focus their time working to solve scientific problems. Some soldier scientists help test the water, air, and land for bacteria in order to keep others safe.

Some soldiers graduate from military schools after studying Oceanography. These soldier scientists might study how melting polar ice can affect the safety of the Navy's missions.

Soldier scientists have worked on special projects like creating ways to clean any water so that soldiers can drink it, building solar cars, and creating supplies that do not harm the environment while in combat.

Out of the 1.4 million soldiers serving in the military, at least 200,000 have science, engineering, or technical jobs. Some of these scientist soldiers build robots and some even pilot underwater vehicles.



What is Memorial Day?
Read about Memorial Day with a partner. After reading, write the responses in the background. Color if there are BLUE and RED if they are blue. Next, draw and write about what happens on Memorial Day.

Name: _____

Memorial Day is a special day to remember all of the men and women who have died fighting for our country. Memorial Day is celebrated on the last Monday in May. Memorial Day is different from Veterans Day. Veterans Day is a day to honor all of the men and women who have served in the US military.

Memorial Day was originally called Decoration Day because on this day families decorated the graves of fallen soldiers with flowers. The red poppy changed to Memorial Day.

Today, we still celebrate Memorial Day by placing flowers on the graves of soldiers, flying flags at half-staff, attending parades, and taking time to remember soldiers who have lost their lives protecting us. You will notice that schools, post offices, most banks, and other businesses are closed on Memorial Day.

IF THE SENTENCE IS BLUE, COLOR IT BLUE. IF THE SENTENCE IS RED, COLOR IT RED.

On Memorial Day, we remember soldiers who have lost their lives. You might celebrate Memorial Day with a parade.


SEARCH HERE FOR: MEMORIAL DAY

©2018 The Kinder Life

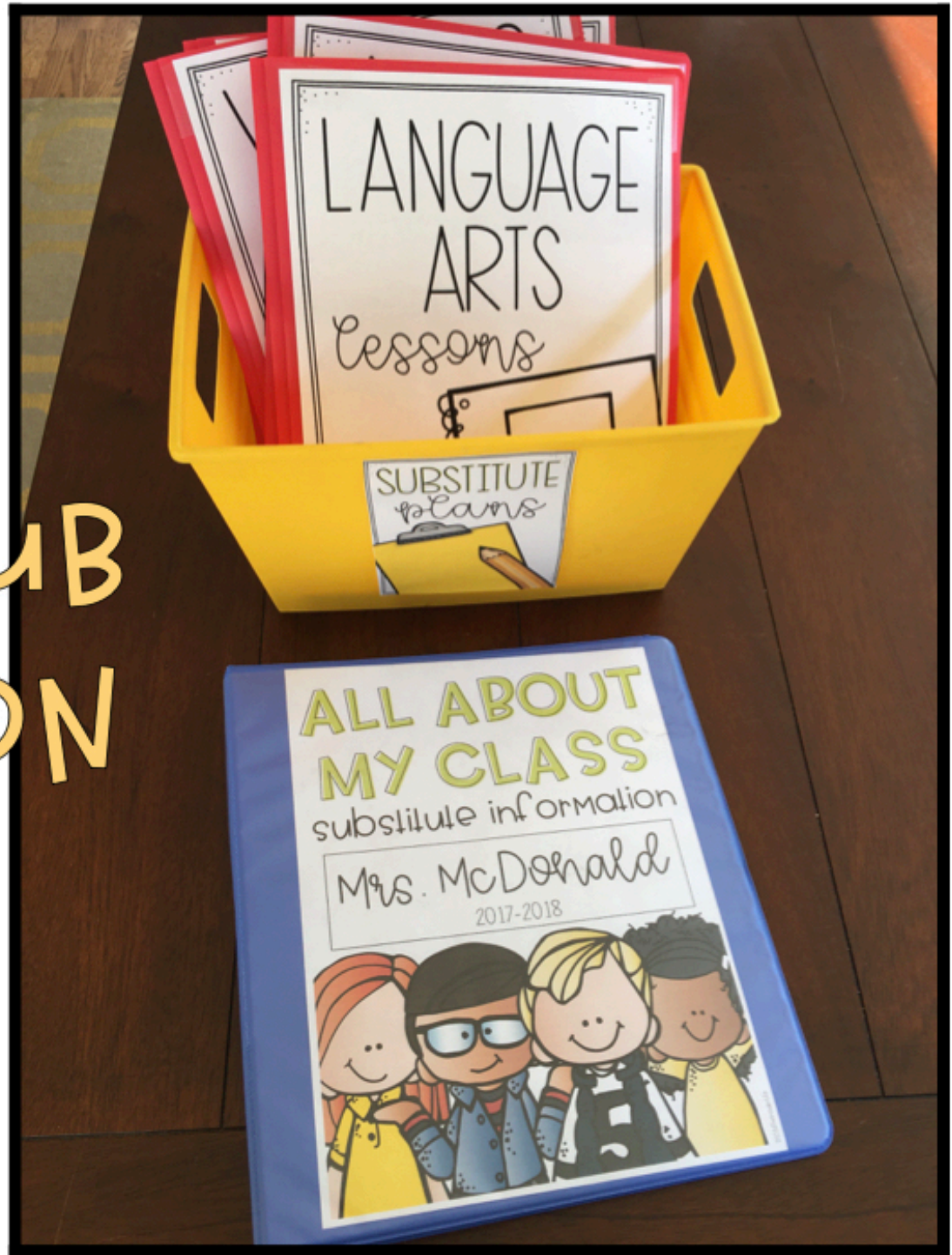
BONUS SOCIAL STUDIES PAGE

SCIENCE IN THE MILITARY

©2018 The Kinder Life



PLUS!!
EDITABLE SUB
INFORMATION
BINDER



BONUS: TASK CARD GAME INCLUDED

tell me the time!

time to the nearest five minutes

Name: _____



tell me the time!

time to the nearest five minutes

tell me the time!

time to the nearest five minutes

Name: _____



Read the time on each clock and COLOR it in the same letter box as shown on the task card.

12:20	12:10
2:55	
7:35	7:25
2:05	
8:10	8:00
1:10	2:00
11:45	11:50

sun

pig

8:10	11:50	2:55
draw it	draw it	draw it
7:35	9:10	1:10
draw it	draw it	draw it
	12:35	10:20
	draw it	draw it
	12:55	10:25
draw it	draw it	draw it

Telling Time AND CVC Fluency Practice!