




WHAT IS INCLUDED?

This READING COMPREHENSION pack includes 20 different stories!


The image displays three sample reading comprehension cards and four strategy cards. Each card features a story, an illustration, and comprehension questions.

Card 1: Toby the Zookeeper
Add to this illustration! What details from the story are missing?

Toby was a zookeeper, who worked at the zoo on Mondays and Fridays. He likes to feed the pet elephants. Toby loved the elephants but he liked the elephants the most.
Read this story 3 times. Color a star each time you read the story.
1. Toby was a _____ who loved _____.
2. He worked at the zoo on _____ Wednesdays, and _____.
3. He liked to feed the _____ and pet the _____.
4. Toby loved all the _____ but he liked the elephants the most.
5. Toby liked to _____ the elephants.

Card 2: Brian's Day
Add to this illustration! What details from the story are missing?


Monday	Tuesday
	

On Monday, Brian went to the movies with his family. On Tuesday, he went to the movies, he ate popcorn and candy. On Wednesday, Brian went to Sid's house to play.
Read this story 3 times. Color a star each time you read the story.
1. On Monday, _____ with his _____.
2. On Tuesday, he went to the _____.
3. At the movies, he ate _____ and a _____ of _____.
4. On Wednesday, Brian went to _____ Sid's house to play.
5. Brian ate a box of _____.

Card 3: Herb the Detective
Add to this illustration! What details from the story are missing?

Herb was a detective. He liked to solve mysteries and follow clues. Everywhere he went, he brought his notepad, magnifying glass, and camera. He could solve any mystery! He loved his job and the city loved him for solving all their mysteries.
Read this story 3 times. Color a star each time you read the story.
1. Herb was a _____.
2. He liked to solve _____ and follow _____.
3. Everywhere he went, he brought his _____, magnifying _____, and _____.
4. He could solve _____ mystery!
5. He loved his _____ and the city loved him for solving all their _____.

Strategy Cards:
- **flippy dolphin**: I can chunk words into small parts to help me read.
- **skippy frog**: I can skip a word to see if it makes sense in the sentence.
- **chunky monkey**: I can chunk words into small parts to help me read.
- **tryin' lion**: I can try a word to see if it makes sense in the sentence.

+Plus **4** Comprehension Strategy Cards to use in whole group or small group!


HOW TO:

COMPLETE EACH PAGE

1. Students will read each story 3 times. Each time they read the story they will color a STAR.
 2. Students will draw all the details from the story that are MISSING from the picture at the top.
 3. Students will fill in the answers to each blank in the sentences at the bottom of the page.
- TIP: I ask my students to circle where they found each answer in the story.**

5

Add to this illustration! What details from the story are missing?



Dina is so excited for the first day of school. She wonders what her teacher will be like. The night before the first day of school, she packs her backpack with pencils, a binder, and some crayons.


Read this story 3 times. Color a star each time you read the story.

★ ★ ★

1. Dina is so excited for the first day of _____.
2. She wonders what her _____ will be like.
3. The night before the first day of school, she packs her _____.
4. She packs her backpack with pencils, a _____, and some _____.
5. The first day of school is something Dina is so _____ for.

5

Add to this illustration! What details from the story are missing?



Dina is so excited for the first day of school. She wonders what her teachers will be like. The night before the first day of school, she packs her backpack with pencils, a binder, and some crayons.

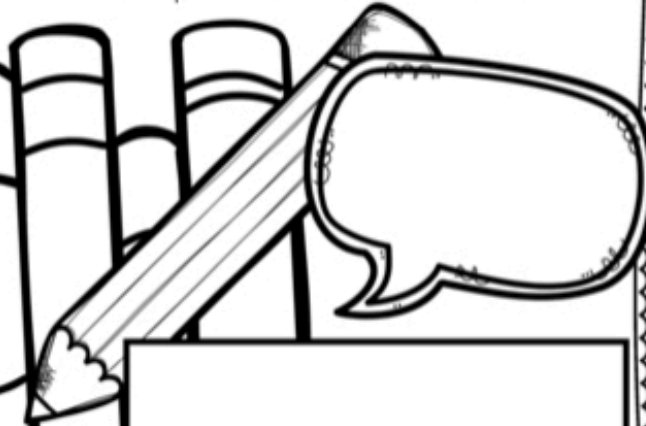
Read this story 3 times. Color a star each time you read the story.

★ ★ ★


1. Dina is so excited for the first day of school.
2. She wonders what her teacher will be like.
3. The night before the first day of school, she packs her backpack.
4. She packs her backpack with pencils, a binder, and some crayons.
5. The first day of school is something Dina is so excited for.

MAKE A BOOKLET


Read, DRAW,
& ANSWER
 comprehension stories



NAME _____



Add to this illustration! What details from the story are missing?



_____ was a zookeeper, who worked at the zoo on Mondays and Tuesdays. He likes to feed the elephants. Toby loved the elephants the most. He liked to _____ the elephants.

Read this story 3 times. Color a star each time you read the story. ★

1. _____ was a _____.

2. _____ loved _____.


3. He worked at the _____ on _____ days, and _____.

3. He liked to feed the _____ and pet the _____.

4. Toby loved all the _____ but he liked the elephants the most.

5. Toby liked to _____ the _____ the _____.

Add to this illustration! What details from the story are missing?

Monday	Tuesday
	

On Monday, Brian went to the movies with his family. On Tuesday, he went to the movies, he ate popcorn and candy. On Wednesday, Brian went to Sid's house to play.

Read this story 3 times. Color a star each time you read the story. ★

1. On Monday, _____ with his _____.


2. On Tuesday, he went to the _____ to _____.

3. At the movies, he ate _____ and a _____ of _____.

4. On Wednesday, Brian went to _____ Sid's house.

5. Brian ate a box of _____.

Add to this illustration! What details from the story are missing?



Herb was a detective. He liked to solve mysteries and follow clues. Everywhere he went, he brought his notepad, magnifying glass, and camera. He could solve any mystery! He loved his job and the city loved him for solving all their mysteries.

Read this story 3 times. Color a star each time you read the story. ★ ★ ★

1. Herb was a _____.

2. He liked to solve _____ and follow _____.

3. Everywhere he went, he brought his _____, magnifying _____, and _____.

4. He could solve _____ mystery!

5. He loved his _____ and the _____ loved him for solving all their _____.

OPTIONAL

Add in the STRATEGY PAGE




What strategies did I use?

Color a box above the reading strategy you used.

Name: _____

chunky monkey skippy frog tryin' lion flippy dolphin



IDEA: I cut out the four strategy cards and laminate them, but you could also keep them as a poster. I use these cards to introduce each reading strategy one by one in small groups. When my students can identify they are using one (or more) of these strategies in my small group they place one of these cards in front of them and color a box on the What strategies did I use? page. I have a couple copies of each strategy card laminated on our small group table.