


# WHAT IS INCLUDED?

This READING COMPREHENSION pack includes 20 different stories!

1

Add to this illustration! What is details from the story are missing?



Tony wants to be an astronaut. He would like to travel in a spaceship to the moon. He loves learning about planets in the Solar System.

Read this story 3 times. Color a star each time you read the story.

1. \_\_\_\_\_ wants to be an astronaut.


2. He would like to travel in a \_\_\_\_\_ to \_\_\_\_\_.

3. He loves learning about the \_\_\_\_\_ planets.

4. Tony wants to be an \_\_\_\_\_ and travel to the \_\_\_\_\_.

2

Add to this illustration! What is details from the story are missing?



Liv works in her garden every Tuesday afternoon. Last Tuesday, she planted one flower and two yellow flowers in her pots. These pots were white with black spots.

Read this story 3 times. Color a star each time you read the story.

1. Liv works in her \_\_\_\_\_ every Tuesday.

2. Last Tuesday, she planted one \_\_\_\_\_ flower and two \_\_\_\_\_ flowers in her new pots.


3. These pots were white with \_\_\_\_\_ spots.

4. Every Tuesday afternoon, \_\_\_\_\_ works in her \_\_\_\_\_.

5. Liv planted \_\_\_\_\_ in her \_\_\_\_\_.

5

Add to this illustration! What is details from the story are missing?



Dina is so excited for the first day of school. She wonders what her teacher will be like. The night before the first day of school, she packs her backpack with pencils, a binder, and some crayons.

Read this story 3 times. Color a star each time you read the story.

1. Dina is so excited for the first day of \_\_\_\_\_.

2. She wonders what her \_\_\_\_\_ will be like.

3. The night before the first day of school, she packs her \_\_\_\_\_.

4. She packs her backpack with pencils, a \_\_\_\_\_, and some \_\_\_\_\_.

5. The first day of school is something \_\_\_\_\_ for. \_\_\_\_\_.

flippy dolphin



skippy frog



chunky monkey



I can chunk words into small parts to help me.

tryin' lion



I can try a word to see if it makes sense in the sentence.

+Plus 4 Comprehension Strategy Cards to use in whole group or small group!


# HOW TO:

## COMPLETE EACH PAGE

1. Students will read each story 3 times. Each time they read the story they will color a STAR.
  2. Students will draw all the details from the story that are MISSING from the picture at the top.
  3. Students will fill in the answers to each blank in the sentences at the bottom of the page.
- TIP: I ask my students to circle where they found each answer in the story.**

5

Add to this illustration! What details from the story are missing?



Dina is so excited for the first day of school. She wonders what her teacher will be like. The night before the first day of school, she packs her backpack with pencils, a binder, and some crayons.


Read this story 3 times. Color a star each time you read the story.

★ ★ ★

1. Dina is so excited for the first day of \_\_\_\_\_.
2. She wonders what her \_\_\_\_\_ will be like.
3. The night before the first day of school, she packs her \_\_\_\_\_.
4. She packs her backpack with pencils, a \_\_\_\_\_, and some \_\_\_\_\_.
5. The first day of school is something Dina is so \_\_\_\_\_ for.

5

Add to this illustration! What details from the story are missing?



Dina is so excited for the first day of school. She wonders what her teachers will be like. The night before the first day of school, she packs her backpack with pencils, a binder, and some crayons.


Read this story 3 times. Color a star each time you read the story.

★ ★ ★


1. Dina is so excited for the first day of school.
2. She wonders what her teacher will be like.
3. The night before the first day of school, she packs her backpack.
4. She packs her backpack with pencils, a binder, and some crayons.
5. The first day of school is something Dina is so excited for.

# MAKE A BOOKLET


**Read, DRAW,**  
**& ANSWER**  
comprehension stories



NAME \_\_\_\_\_



1. Add to this illustration! What is details from the story are missing?



\_\_\_\_\_ wants to be an astronaut to travel in a spaceship. He loves learning about the Solar System.

Read this story 2 times. Color a star each time you read the story.

2. Liv works in her garden every Tuesday afternoon. Last Tuesday, she planted one flower and two yellow flowers in her pots. These pots were white with black spots.


Read this story 2 times. Color a star each time you read the story.

3. He loves learning about the planets.

4. Tony wants to be an \_\_\_\_\_ and travel to the \_\_\_\_\_.

5. Liv planted \_\_\_\_\_ in her \_\_\_\_\_.

4. Add to this illustration! What is details from the story are missing?



Dina is so excited for the first day of school! She wonders what her teacher will be like. The night before the first day of school, she packs her backpack with pencils, a binder, and some crayons.

Read this story 2 times. Color a star each time you read the story.

1. Dina is so excited for the first day of \_\_\_\_\_.

2. She wonders what her \_\_\_\_\_ will be like.

3. The night before the first day of school, she packs her \_\_\_\_\_, and some \_\_\_\_\_.

5. The first day of school is something Dina is so \_\_\_\_\_ for.

# OPTIONAL

# Add in the STRATEGY PAGE



**What strategies did I use?**

Color a box above the reading strategy you used.

Name: \_\_\_\_\_


chunky monkey   skippy frog   tryin' lion   flippy dolphin

**IDEA:** I cut out the four strategy cards and laminate them, but you could also keep them as a poster. I use these cards to introduce each reading strategy one by one in small groups. When my students can identify they are using one (or more) of these strategies in my small group they place one of these cards in front of them and color a box on the What strategies did I use? page. I have a couple copies of each strategy card laminated on our small group table.