


# WHAT IS INCLUDED?

This READING COMPREHENSION **BUNDLE** includes **40** different stories!

1

Add to this illustration! What is details from the story are missing?



Tony wants to be an astronaut. He would like to travel in a spaceship to the moon. He loves learning about planets in the Solar System.

Read this story 3 times. Color a star each time you read the story.

1. \_\_\_\_\_ wants to be an astronaut.


2. He would like to travel in a \_\_\_\_\_ to the \_\_\_\_\_.

3. He loves learning about the \_\_\_\_\_ planets.

4. Tony wants to be an \_\_\_\_\_ and travel to the \_\_\_\_\_.

2

Add to this illustration! What is details from the story are missing?



Liv works in her garden every Tuesday afternoon. Last Tuesday, she planted one flower and two yellow flowers in her pots. These pots were white with black spots.

Read this story 3 times. Color a star each time you read the story.

1. Liv works in her \_\_\_\_\_ every Tuesday.

2. Last Tuesday, she planted one \_\_\_\_\_ flower and two \_\_\_\_\_ flowers in her new pots.


3. These pots were white with \_\_\_\_\_ spots.

4. Every Tuesday afternoon, \_\_\_\_\_ works in her \_\_\_\_\_.

5. Liv planted \_\_\_\_\_ in her \_\_\_\_\_.

5

Add to this illustration! What is details from the story are missing?



Dina is so excited for the first day of school. She wonders what her teacher will be like. The night before the first day of school, she packs her backpack with pencils, a binder, and some crayons.

Read this story 3 times. Color a star each time you read the story.

1. Dina is so excited for the first day of \_\_\_\_\_.

2. She wonders what her \_\_\_\_\_ will be like.

3. The night before the first day of school, she packs her \_\_\_\_\_.

4. She packs her backpack with pencils, a \_\_\_\_\_, and some \_\_\_\_\_.

5. The first day of school is something \_\_\_\_\_ Dina is so \_\_\_\_\_ for.

flippy dolphin



skippy frog



chunky monkey



tryin' lion



I can chunk words into small parts to help me.

I can try a word to see if it makes sense in the sentence.

+Plus **4** Comprehension Strategy Cards to use in whole group or small group!


# HOW TO:

# COMPLETE EACH PAGE

1. Students will read each story 3 times. Each time they read the story they will color a STAR.
  2. Students will draw all the details from the story that are MISSING from the picture at the top.
  3. Students will fill in the answers to each blank in the sentences at the bottom of the page.
- TIP: I ask my students to circle where they found each answer in the story.

5

Add to this illustration! What details from the story are missing?



Dina is so excited for the first day of school. She wonders what her teacher will be like. The night before the first day of school, she packs her backpack with pencils, a binder, and some crayons.


Read this story 3 times. Color a star each time you read the story.

★ ★ ★

1. Dina is so excited for the first day of \_\_\_\_\_.
2. She wonders what her \_\_\_\_\_ will be like.
3. The night before the first day of school, she packs her \_\_\_\_\_.
4. She packs her backpack with pencils, a \_\_\_\_\_, and some \_\_\_\_\_.
5. The first day of school is something Dina is so \_\_\_\_\_ for.

5

Add to this illustration! What details from the story are missing?



Dina is so excited for the first day of school. She wonders what her teachers will be like. The night before the first day of school, she packs her backpack with pencils, a binder, and some crayons.

Read this story 3 times. Color a star each time you read the story.


★ ★ ★

1. Dina is so excited for the first day of \_\_\_\_\_ school.
2. She wonders what her \_\_\_\_\_ teacher will be like.
3. The night before the first day of school, she packs her \_\_\_\_\_ backpack.
4. She packs her backpack with pencils, a \_\_\_\_\_ binder, and some \_\_\_\_\_ crayons.
5. The first day of school is something Dina is so \_\_\_\_\_ excited for.




# MAKE A BOOKLET


**Read, DRAW,**  
**& ANSWER**  
comprehension stories



NAME \_\_\_\_\_



1. Add to this illustration! What is details from the story are missing?



\_\_\_\_\_ wants to be an astronaut to travel in a spaceship. He loves learning about the Solar System.

Read this story 2 times. Color a star each time you read the story.

2. Liv works in her garden every Tuesday afternoon. Last Tuesday, she planted one flower and two yellow flowers in her pots. These pots were white with black spots.


Read this story 2 times. Color a star each time you read the story.

3. He loves learning about the planets.

4. Tony wants to be an \_\_\_\_\_ and travel to the \_\_\_\_\_.

5. Liv planted \_\_\_\_\_ in her \_\_\_\_\_.

4. Add to this illustration! What is details from the story are missing?



Dina is so excited for the first day of school! She wonders what her teacher will be like. The night before the first day of school, she packs her backpack with pencils, a binder, and some crayons.

Read this story 2 times. Color a star each time you read the story.

1. Dina is so excited for the first day of \_\_\_\_\_.

2. She wonders what her \_\_\_\_\_ will be like.

3. The night before the first day of school, she packs her \_\_\_\_\_, and some \_\_\_\_\_.

5. The first day of school is something Dina is so \_\_\_\_\_ for.

# OPTIONAL

# Add in the STRATEGY PAGE




**What strategies did I use?**

Color a box above the reading strategy you used.

Name: \_\_\_\_\_


chunky monkey    skippy frog    tryin' lion    flippy dolphin



**IDEA:** I cut out the four strategy cards and laminate them, but you could also keep them as a poster. I use these cards to introduce each reading strategy one by one in small groups. When my students can identify they are using one (or more) of these strategies in my small group they place one of these cards in front of them and color a box on the What strategies did I use? page. I have a couple copies of each strategy card laminated on our small group table.



# NEW {FREE & OPTIONAL} BONUS ADDED!!

\*\*THE BONUS EDITABLE STORIES ARE ONLY INCLUDED WHEN YOU BUY THE BUNDLE. YOU'LL DOWNLOAD THE "BONUS FILE" TO GRAB THEM!

# MAKE STORIES WITH YOUR STUDENT NAMES!

**MY STORY:** When I made these stories for my class, I added their names in the stories as the fictional characters! They LOVED this!! For years I've wondered how I could make these editable for you so that you TOO could do this with YOUR students! I FIGURED IT OUT! And so now, I have now created a BONUS for those who purchase this BUNDLE! JUST TYPE YOUR STUDENT NAMES INTO THE PURPLE BOXES ON THE 5TH PAGE AND THEY WILL BE INSTANTLY PUT INTO THE STORIES! If you have any questions about this, please email me at [thekinderlife@gmail.com](mailto:thekinderlife@gmail.com)!

## ADD IN YOUR CLASS!

Type student names in the boxes below. The purple boxes will automatically fill in all the stories on the following pages with these names. \*The purple boxes will not show purple when printing.  
 Can't fit all students in one pack? You can make two versions OR use my Reading Comprehension second pack to include ALL the student names that you don't fit in this pack.  
 IMPORTANT NOTE BECAUSE NAMES COME IN ALL DIFFERENT LENGTHS: In order to create the keep the spacing in each story looking reasonable, each name will automatically size itself to fit the different lengths of names, some names will NOT be the same size as the rest of the words.

	NAME	IMPORTA
GIRL 1	Amanda	
GIRL 2	Lucy	
GIRL 3	Daisy	
GIRL 4	Amy	
GIRL 5	Ada	
GIRL 6	Alexandra	
GIRL 7	Maria	
GIRL 8	Hermine	
GIRL 9	Hannah	Use a girl's name that D
GIRL 10	Sarah	Use a girl's name that D
GIRL 11	Paityn	Use a girl's name that D

BOY 1	Carter	
BOY 2	Hudson	
BOY 3	Patrick	Use a boy's name that D
BOY 4	Jeffery	
BOY 5	Herman	
BOY 6	Mikey	
BOY 7	Luca	
BOY 8	Matteo	Use a boy's name that D
BOY 9	Preston	
BOY 10	Cooper	
BOY 11	Grady	

Add to this illustration! What details from the story are missing?



Hudson and Amanda love to play in the rain. Hudson has a brown umbrella and Amanda has a yellow umbrella. Sometimes when it rains, the sun comes out and the clouds disappear.

Read this story 3 times. Color a star each time you read the story.

- Hudson and Amanda love to play in the rain.
- Amanda has a \_\_\_\_\_.
- Hudson likes his \_\_\_\_\_.
- Sometimes when they are playing in the rain, the \_\_\_\_\_ comes out and \_\_\_\_\_ see a \_\_\_\_\_.
- Sometimes they see a rainbow \_\_\_\_\_ are playing in the \_\_\_\_\_ comes out.

Add to this illustration! What details from the story are missing?

Lucy works in her garden every Tuesday afternoon. Last Tuesday, she planted one purple flower and two yellow flowers in her new pots. These pots \_\_\_\_\_.

Read this story 3 times. Color a star each time you read the story.

Add to this illustration! What details from the story are missing?

Carter wants to be an astronaut. He would like to travel in a spaceship to the moon. He loves learning about the 8 planets in the Solar System.

Read this story 3 times. Color a star each time you read the story.

- \_\_\_\_\_ wants to be an astronaut.
- He would like to travel in a \_\_\_\_\_ to the moon.
- He loves learning about the \_\_\_\_\_ planets.
- Carter wants to be an \_\_\_\_\_ and travel to the \_\_\_\_\_ in a \_\_\_\_\_.