

# DETAILED Substitute Instructions

- How to introduce each activity
- Tips for completing each activity
- Ideas for EARLY FINISHERS
- Extension ideas for after

thank you for working in our class today!

Please complete the following "Schedule" page of our Sub. Most pages are self-explanatory. **instruct** \*If a page does NOT have instructions please have students write

**Magic "E" Seeds**  
LA RF.K.3b

Write the first letter of the word you read that the vowel sound that the vowel sound to come up help you recognize the vowel sound.

On this page match the letter "e" using the long and short vowel. Write the letters to fill in the plants that are flowers.

**Graphing My Garden**  
LA LK.9b

**BREAK BETWEEN WORKSHEETS** by LONG or SHORT. Students can start on the carpet rules. Tell students short vowel sound their arms way up students will reach few examples: C their own decision few other stretch —Students will circle with it at the bottom one word as a class students to first picture matching picture each word, student the box above the ask them to write what Max found. **EARLY FINISHERS:** their own garden have a place to sit about their garden.

**Our Brains Are Growing**  
MATH K.NBT.K.1

Draw a stick of 10 ten. Draw three squares. How many blocks block are there now? Continue reviewing. On this page, student amount of blocks is. Assist students letter code at the Are they surprised? **EARLY FINISHERS:** silly story about a plant cause?

**MY GORGEOUS GARDEN**  
MATH K.OA.A.2

**BREAK BETWEEN** completing a movie decide (as a class class' decisions on ups? **-INSTRUCTIONS**

**MY GORGEOUS GARDEN**  
MATH K.OA.A.2

Write numbers 1-10 on the board. Write a few simple equations on the board and solve these created. On this page students will solve answers **FIRST!** Next, they will in the color code. Assist students can color their choice **EARLY FINISHERS:** On the draw their own picture and equations if they would like (finisher) student to color the let early finishers take this page to color.

**BEG. MID, END-SEQUENCE**  
READING RESPONSE  
RL.K.2

If I have left you a book, please left you a book, please pick our classroom library. Before reading this story, write **END** on the board. Leave space responses. While reading, student write student responses under. After reading, students will When finished, invited student middle, and end on the back **EARLY FINISHERS:** Challenge library for any other books.

**How to Grow a Garden**  
WRITING W.K.3

Invite students to gather on board or poster paper: **HO** Ask students to partner up and take in order to grow a garden would they do with these items? Write student responses summarize the steps. Next, steps on this page. Before (if desired).


**Plant Life Cycle**  
SCIENCE  
LIFE CYCLES

Ask students what they know responses on the board. Re-asking students to cut and paste **EARLY FINISHERS:** On the label all the insects and bugs garden. Which ones would I **AWAY** from?

**Where in the world do these plants grow?**  
SOCIAL STUDIES:  
MAPS


Introduce names of the 7 continents. What continent do we live on? Ask students to color our continent **YELLOW**. Discuss the equator and how temperatures might vary on different continents. If desired, guide students in drawing a red line to show the equator. Discuss how more than just these plants grow on these continents but that these crops are grown a lot on these specific continents. Assist students in pasting each plant image on top of the continent using the pasting code. **EXTENSION:** Discuss how continents import and export foods around the world. How do we export and import foods? **EARLY FINISHERS:** On the back of this page, challenge students to make a list of the plants they **LIKE** eating and a list of the plants they **DISLIKE** eating.

# Language Arts Activities



## Magic "e" seeds:

Read, Add, and Draw Silent "e"



Read It		Add "e" & Read It	
can		can_e	
tap		tap_e	
cut		cut_e	
kit		kit_e	
cap		cap_e	
tub		tub_e	
cub		cub_e	

Using the TWO FOLDED letters, fill in the blanks to complete the sentence at the bottom.

Some plants are called **me** \_\_\_\_\_-eating plants.

These plants get extra food from eating insects and other small animals.

LA RTA 20

## Graphing My Garden:

Reading Words with Silent "e"

LA RTA 20

Circle each word with the color shown at the bottom of the page and then graph the number of times you find each word above its corresponding picture below.

Name: \_\_\_\_\_

hive nos bone ve rose hive







bone ate the cub c ate

ral cu nose ve

cub hose ne ose gate

hive gate hive gate hive cube

hive hose rake bone rake

green
orange
yellow
blue
pink
red

What did Max find in his yard?  

HINT: The word that you found the MOST of.

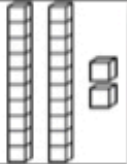
# Math Activities

## Our Brains Are GROWING!


Tens & Ones Cut and Paste

Cut and paste the double-digit numbers to match the groups of tens and ones. Next, find the answer to the question by writing the letter. Color in the box with the right answer.


Name: \_\_\_\_\_




13



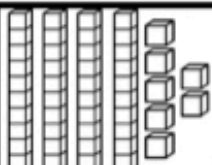
40



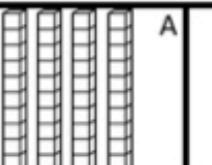
13



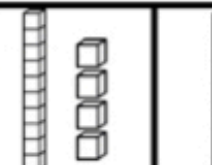
5




24



40



47



51

What SPECIES OF PLANTS GROW BEST IN THE WILDCORN WORLD?

RECORD THE NUMBER OF PLANTS THAT GROW IN EACH BOX.

5	40	13	5	22
---	----	----	---	----


It is said that a certain species can grow 35 inches in just ONE DAY!


## My Gorgeous Garden


COLOR BY SUM

If the sum is...

- 5- green
- 6- yellow
- 7- pink
- 8- blue
- 9- orange










# Writing

# Reading Response


 **How to Grow a Garden** WRITING WK.2

1. **PREVIEW**

2. **PREVIEW**

3.

Name: \_\_\_\_\_



Title: \_\_\_\_\_

**In the beginning,**


**PREVIEW**

**In the middle,**

**PREVIEW**

**In the end,**

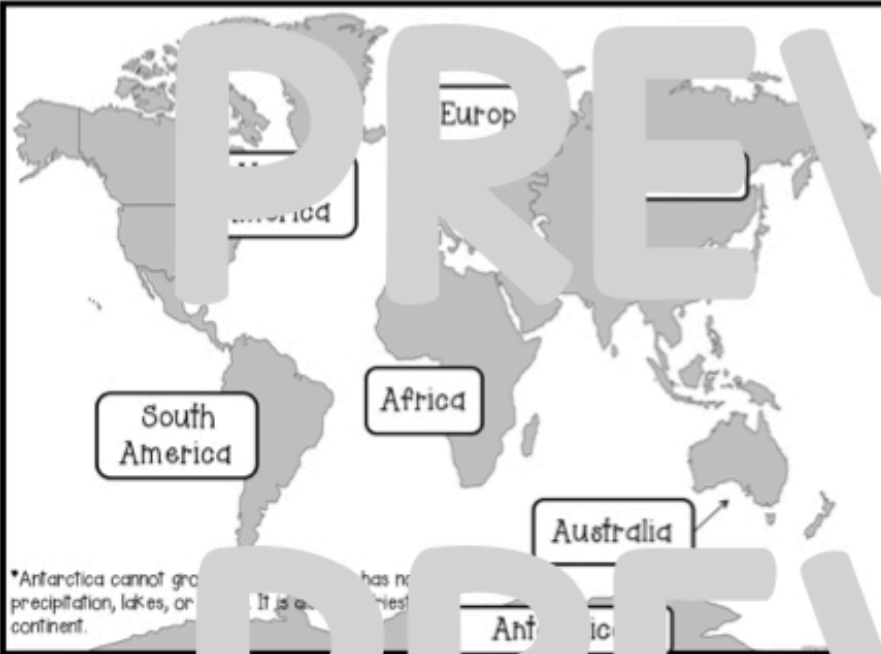
Name: \_\_\_\_\_

 READING RESPONSE: EL.K.2

# Social Studies

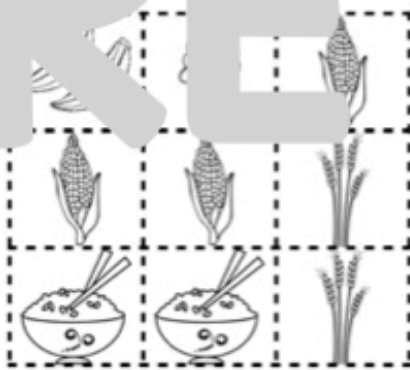
# Science

Where in the **WORLD** do these **PLANTS** grow?  
Cut and paste the plants below on top of the continent where they can be found growing.

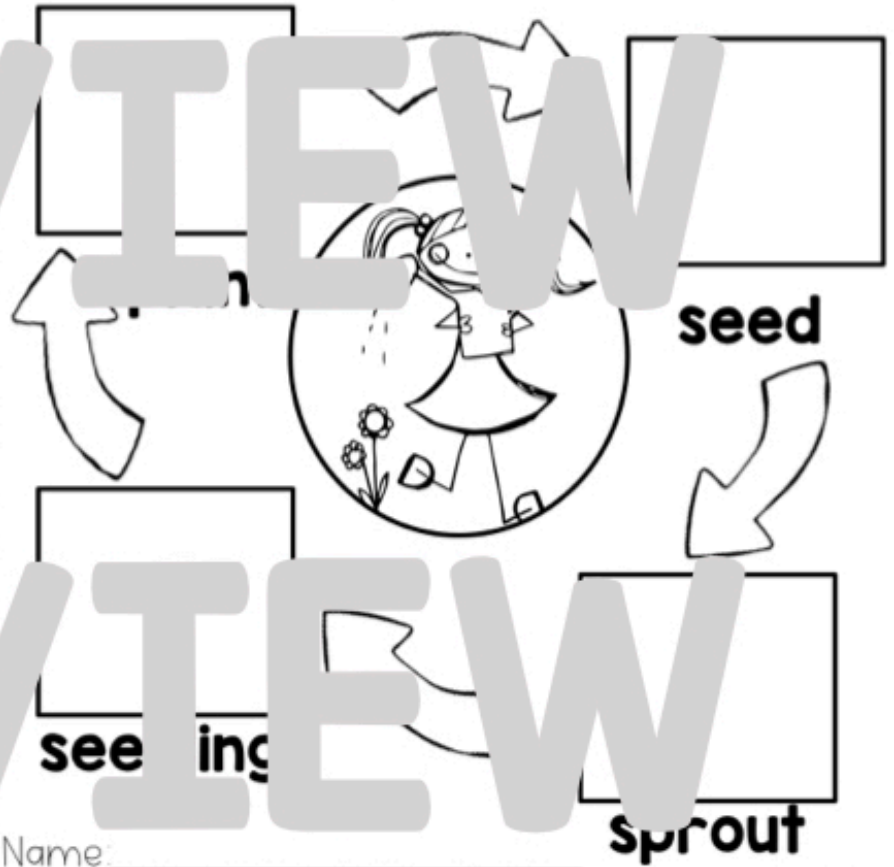


\*Antarctica cannot grow plants because it has no precipitation, lakes, or rivers. It is also the coldest continent.

PLANT	Where it grows
rice	Asia, Africa
corn	Africa, South America, North America
wheat	Europe, Australia
grapes	Europe
bananas	South America




Plant Life Cycle: **Cut & Paste**

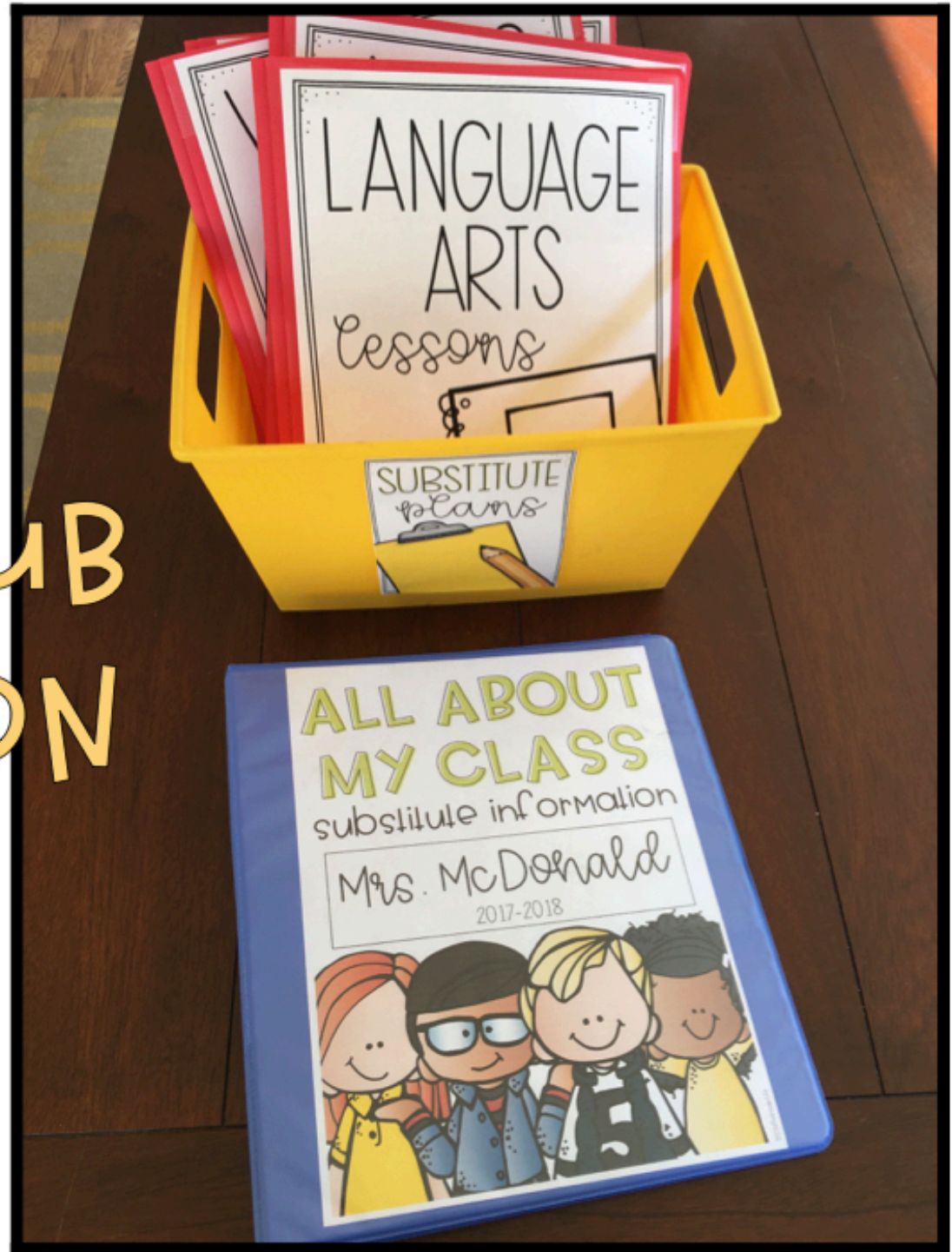


Name: \_\_\_\_\_





PLUS!!  
EDITABLE SUB  
INFORMATION  
BINDER





# BONUS: TASK CARD GAME INCLUDED

**-growing numbers-**  
**tens**

Name: \_\_\_\_\_

O	45	F
R	50	S
U	61	V
X	29	

©2018TheKinderLife

**-growing numbers-**  
**tens**

Name: \_\_\_\_\_

12	
16	

©2018TheKinderLife

**-growing numbers-**  
**tens**


Name: \_\_\_\_\_

O	TENS	ONES
X	TENS	ONES

©2018TheKinderLife

**-growing numbers-**  
**tens AND ones**

Using the lettered task cards, find the matching number and write the letter you see on the card in the square.



Name: \_\_\_\_\_

20	letter	17	letter	24	letter
13	letter	45	letter	39	letter
12	letter	38	letter		
6	letter	50	letter		

©2018TheKinderLife

**PREVIEW**

