

# NOVEMBER JOURNAL

**November: HOW DO I USE THIS PRODUCT?**  
This pack includes multiple resources to support beginning writers. The following is how to utilize each page:

Pages 5-7: These are goal posters for this pack. The goal posters are used on the bottom of each page. This pack includes goal posters to introduce or teach the goal. Show students that if they accomplish the goal (e.g., correct letter formation, adding a space between words) they will receive a reward. Pictures at the bottom of each journal page are for students to keep track of how many labels they add to their picture. Instruct students to add a label for each letter they write. TIP: When I introduce the goal posters to students, I show them that they can add beginning sound labels to the goal poster and/or try to label the things in their picture with all the sounds they can hear in the word. \*I have bolded the beginning letter in the goal posters to show this.

Pages 8-9: Spacemen & Spacewomen popsicle stick labels. Print, cut, and paste each "space person" to the top of a popsicle stick. Students will use their "spaceman" or "spacewoman" by placing the stick after a word before writing the next word. Using this stick will help students understand the appropriate size of a space between words. Not too little and not too big 😊.

Pages 10-11: These are the covers for the journal. Print and paste these pages in a notebook. You can also use the covers as a name if you want to use the journal more than once.

Page 12: This is the writing stamina page. Instruct students to use this page to track their writing time throughout the month!

Page 13: Letter Formation. On this page, each student will write a letter in their journal so that they can see how the letter looks like when written correctly using the upper, middle, and lower lines.

**November: HOW DO I USE THIS PRODUCT? (CONTINUED)**  
Pages 14-39: Journal Pages- These 26 pages include two vocabulary words each page. The vocabulary words are written in a way that would build the character. The words are written in a way that would be used in a sentence. The words are written in a way that would be used in a sentence. If you have any questions about the words, please don't hesitate to email me at [thekinderlife@gmail.com](mailto:thekinderlife@gmail.com).

Page 40: Bonus!! Blank journal pages to add your own vocabulary words. I can't wait to see what you create! I print and paste these each mini-lesson before writing. During my mini-lesson, I review the vocabulary on the page my students are using that day. I split the poster in half and write the vocabulary word at the top of each half. I then have students discuss and brainstorm "I can" statements relating to the vocabulary word. For example- the words "trash" and "walk" on page 27. "Trash" will be at the top of one half and "walk" will be at the top of the second half. Students might brainstorm sentences like "I can help pick up trash" or "I can help my family walk the dog." I can walk my friends to the nurse when they are hurt" etc. I would write each of these sentences under each half (and maybe add a little drawing to match the sentence so students can easily refer to the poster). When the mini-lesson is over, students can decide if they want to write about the word. They can use the poster as a guide. I still have the poster on the wall. I encourage them to use the poster as a guide. I also encourage them to use the poster as a guide. I also encourage them to use the poster as a guide. TIP 2: I use the poster for each of my lessons, as time allows. I check a student's work and give them feedback. I also encourage them to use the poster as a guide. I also encourage them to use the poster as a guide. I also encourage them to use the poster as a guide.

**November: HOW DO I USE THIS PRODUCT? (CONTINUED)**  
Example of mini-lesson poster

OPTIONAL: You may even want to draw or copy the picture associated with the word next to the vocabulary word.

If these journals create success in your classroom, please check out my YEAR-LONG GROWING bundle! Each month, a new print and go journal pack will be added until Aug/Sept-June has been added to the pack. Each journal will be applicable to kindergarten writing needs during that month of the year. For example, August/September's journal will involve labeling a picture. For more information about how to use the journal, please check out this GROWING bundle in my store. Thank you so much for your purchase. YOU SAVE!

Please email me at [thekinderlife@gmail.com](mailto:thekinderlife@gmail.com) if you have any questions or concerns. Thank you!

ENJOY!  
The Kinder Life

TEACHER INSTRUCTIONS

# GOAL POSTERS

\*NOVEMBER'S GOALS Build  
ON OCTOBER'S GOALS

preview

from October

preview

I saw a b cat.

apple house dog cat

NEW for November


I can use spaces separate each word in a sentence.

I can use correct formation when adding to my picture.


# SPACEMAN & SPACEWOMAN PRINTABLE

\*Just glue to a popsicle stick!

Spaceman/Spacewoman Stick Printables



Spaceman/Spacewoman Stick Printables



preview  
preview

# JOURNAL COVERS


-Use in November  
OR  
-Use during ANY month

My  
writing  
Journal

Author: \_\_\_\_\_

My  
November  
writing  
Journal

Author: \_\_\_\_\_

















# JOURNAL PAGES

preview

preview

VERBS are the vocabulary this month!

		<input type="radio"/>		<input type="radio"/>	
<input type="radio"/>		<input type="radio"/>		<input type="radio"/>	
cook	dust				

		<input type="radio"/>		<input type="radio"/>	
<input type="radio"/>		<input type="radio"/>		<input type="radio"/>	
feed	hang				

# JOURNAL PAGES

preview

preview



iron



dishes



sweep



vacuum



# JOURNAL PAGES

preview

preview



laundry




wash



wipe



clean





# JOURNAL PAGES

preview

preview



blood litter



tree shelter



# JOURNAL PAGES

preview

preview



help care



hand cheer



# JOURNAL PAGES

preview

preview



include



save



mow



plant



# JOURNAL PAGES

preview

preview



# JOURNAL PAGES

preview

preview



water spray



recycle team



# JOURNAL PAGES

preview

preview



share



cheer



solve

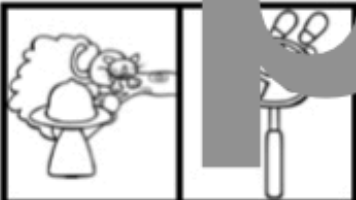


talk

# JOURNAL PAGES

preview

preview



rescue



search



love



# JOURNAL PAGES

preview

preview



work




try



teach



chair






# JOURNAL PAGES

preview

preview



teach chair



carry lead



# JOURNAL PAGES

preview

preview



