

DETAILED Substitute Instructions

- How to introduce each activity
- Tips for completing each activity
- Ideas for EARLY FINISHERS
- Extension ideas for after

thank you for working in our class today!
WE APPRECIATE YOU ☆

Please complete the following assignments in the "Substitute Information Schedule" page of our Substitute Information book. Most pages are self-explanatory and provide detailed instructions.

Fallin' for Short Vowel Sounds
 LA.RF.K.2d
 Write a few words on lined paper. Use the vowels e, i, o, u. Have students write words and circle what each vowel says when it and circle the vowel in each word. Have students read each word and color the word a different color. This activity is self-explanatory. Call out students first and ask what color examples they can give. Then ask FINISHERS to ask these students of this page. Tell them to write their own words.

Where do the MISSING VOWELS fall?
 LA.RF.K.3b
 BREAK BETWEEN WORKSHEETS: Partner students up and ask them to write words. Let students share their words. Review the pictures on the page. When students are finished, ask them to do at least one more word. Review the pictures on the page.

What is MISSING?
 MATH.K.GA.3
 Draw a number line from 1-20. Have students write numbers where you cut and paste. Students can use the numbers to write words. When students are finished, let them share their words. Review the pictures on the page.

Autumn Trees Numbers Match
 LA.RF.K.2d
 Have students get 7 different colored crayons. Ask them to color each number line rectangle one of the 7 colors. They will have 7 different colored rectangles. Next, students will draw a line (using the same color of the rectangle) from each rectangle, to the tree with the missing number. They draw a line to the tree with the missing number. When they are finished, ask them to write the numbers on the tree. This activity is self-explanatory.


I can write about...
 WRITING
 Model writing for each word. Have students write about each word. When students are finished, let them share their stories. Review the pictures on the page.

There are 4 seasons in a year!
 SCIENCE: SEASONS
 Invite students to move around the room. Review the 4 seasons. Ask students what they would wear during each season. What things might people do during each season? Ask students to stand up to play a seasons game. Call out a season and ask for someone to give an activity someone might do during this season. All students will act out this activity. For example, summer. A student might say swimming. All students will "swim" around the room until you call out the next season. Continue repeating seasons until students have had a good movement break. This page, students their favorite thing to do in each season and they will color the name of their FAVORITE season with a red crayon.



Comparing
 Have students write a sentence about each fall activity. Then, have students write a sentence about each winter activity. Have students compare the two sentences. This activity is self-explanatory.






preview

Language Arts Activities




WHERE do the missing vowels FALL?

Paste it  Write it 

	r	g	-----
	a	p	-----
	m	a	-----
	b	x	-----
	v	.	-----

a e i o u

L.A. RF.K.3b ©2014 The KinderLife 

BONUS!
two different versions
to CHOOSE FROM!

NEW: Additional Language Arts Activities































*If your students are not ready for short vowels yet.

FALLIN' for ENDING sounds!

Using the following key, color each picture according to its ENDING sound



n- green t- orange g- brown






BONUS: Get creative! What things might you see or use during the fall? Why?


Name: _____

WHERE do the missing SOUNDS fall?

Paste it  Write it 

	u	g	---
	i	---	---
	m	a	---
	o	---	---
	e	---	---

x p v d t r b



preview

preview

BONUS!
two different versions
to choose from!

Math Activities

WHAT IS MISSING? Fall Number Line Cut, Paste, & Color
After pasting all the missing numbers, color the numbers FALL colors using the key below.

1	2		4		6
5					
3		5			
7		9			
		15	16	17	
11		13	14		16
20	15	13		15	18

ODD: YELLOW EVEN: BROWN

ODD: ORANGE EVEN: RED

MATH K.CC.A.3

AUTUMN TREES NUMBER MATCH
Draw a line from each number line circle to the missing number tree. Use a different color for each line.

Name: _____

5, 6, _____	2	18
12, _____	7	10
_____, 9, 10	16	13
8, _____, 10		
1 _____		
14, 15, _____		
_____, 11, 12		

©2014 The Kinder Life MATH K.CC.A.3







BONUS!
two different versions
to CHOOSE FROM!

Writing

Reading Response

I can write about fall!

Name: _____

pumpkin	leaves	rake	scarecrow	apple	football
					


preview

preview

the CHARACTERS

TITLE: _____

NAME: _____





©2014 The Kinder Life WRITING W.K.1

READING REPOSE RL.K.7 ©2014 The Kinder Life

Social Studies

BONUS!

two different versions to choose from!

<p>Comparing and Contrasting How We Celebrate Thanksgiving Partner Chat</p> <p>This how my family celebrates Thanksgiving: </p> <p>-For classes where everyone celebrates THANKSGIVING</p> <p>One thing our families do that is the same: <input type="text"/></p> <p>One thing our families do that is different: <input type="text"/></p> <p>S.S.: HOLIDAYS & TRADITIONS <small>©2019 The Khuler Life</small></p>	<p>Comparing and Contrasting Fun Fall Family Activities Partner Chat</p> <p>Something fun my family does in the fall: </p> <p>-For classes where <u>THANKSGIVING</u> ISN'T celebrated universally</p> <p>One thing our families do that is the same: <input type="text"/></p> <p>One thing our families do that is different: <input type="text"/></p> <p>S.S.: HOLIDAYS & TRADITIONS <small>©2019 The Khuler Life</small></p>
--	---

Science

PLUS!! EDITABLE SUB
INFORMATION BINDER

There are 4 seasons in a year!
Draw your favorite thing to do in each season.
Color the word of the season you love the best with red.

WINTER 	SPRING 
AUTUMN 	SUMMER 

SCIENCE: SEASONS

LANGUAGE ARTS
Lessons &
SUBSTITUTION

ALL ABOUT MY CLASS
substitution information
Mrs. M...

preview

BONUS: TASK CARD GAME INCLUDED

-autumn-
SHORT vowels
What did you find in the leaves?

Name: _____

9	bib bob bab	10	bee bix	11	
12	hit hat hut		ma mo		
15	fan fin fun		pan pen pin	17	
18	not ne nut				

©2017TheKinderLife

-autumn-
SHORT vowels
What did you find in the leaves?

Name: _____

	e	i	o	u
12	i	a	e	u
13	e	u	a	o
14				
17				

-autumn-
SHORT vowels
What did you find in the leaves?

Name: _____

Write the CVC word that matches the picture in the same number box as seen on the card.

9	10	11
12	13	14
17	18	19
	20	

©2017TheKinderLife



preview

preview