

DETAILED Substitute Instructions

- How to introduce each activity
- Tips for completing each activity
- Ideas for EARLY FINISHERS
- BRAIN BREAK Ideas

thank you for working in our class today!
WE APPRECIATE YOU

Please complete the following assignments
DAILY
Most pages are self-explanatory and
instruction

If a page does not have a space for students to write their name

<p>Protecting the PLURAL L 2.13</p>	<p>Write the following words on the board. Each of these words plural. On this page they would make each word plural and then partner students up to complete this page. After color coding, ask students to relocate write these four words in the boxes. Ask students to think of what words from the enough to fill in the eight boxes on the left etc. Last, ask students to count the number. ANSWER: 30 Students will write that number with the class. EARLY FINISHERS: On the inviting the community to join in a Memorial have people do at your celebration? Who specifically invite? Why? How would you</p>
<p>THE TITLES OF HEROES L 3.2.A</p>	<p>BREAK BETWEEN WORKSHEETS: Play 5 paper, cut it in strips, and pass out one strip to each student. Write an adjective on each strip. write a verb or adjective on their strip or basket or bin and shake them up. Next, students to each grab a crumpled strip and a part class, help students make one group of 10. silently read the word to themselves (with each other) clues about the word and try demonstrate this (using a student as your Gather up all the strips of paper and play new crumpled ball this time.—On this page listed using the QUICK RULES at the bottom couple of the titles together as a class to work independently. After re-writing each according to whether they are nouns, verbs, and adjectives, and review the answers. EARLY FINISHERS: On the back of this page ribbon to honor those that have served in Would it say anything on it?</p>

<p>The MILITARY Works Together to Keep Us Safe! MATH 3.NF.A.1</p>	<p>Partner students up and give each student a paper die to put together to glue the "1" haven't cut these sheets in four for you, feel free to do so before using one die out to each student to create. Students will use these dice to write the page. Write the following numbers on the board: 41 36 74 55 92. Talk about would round each number to the NEAREST 10. *QUICK RULES: If there is a 1-4 in the ones place, round DOWN. If there are ones place, round UP. Partner students up, each partner will roll a number and they will multiply that they each rolled in the boxes below. After solving each equation, ask students answer to the nearest 10 and then draw a tally in the box with that same number. Demonstrate this whole process for students before allowing them to work partner. When finished, ask students to take a guess about which one is the sentence at the bottom of the page. ANSWER: New York Discuss this with EARLY FINISHERS: On the back of this page, challenge students draw a picture of Memorial Day parade. Who do they think would be marching in it? What would be? What other things, people, or floats might be in the parade? Where would it have their parade?</p>
<p>Mighty Military Time MATH 3.NF.A.1</p>	<p>BREAK BETWEEN WORKSHEETS: Play Doubles Doubles. Write an even number 10-50 and ask students what DOUBLES (ex. 4+6 or 12+12) number makes 1 will clearly figure out what number is DOUBLED and when you say GO, they many times around the classroom. After hopping, ask students to shout out together. After explaining the directions to students, practice a couple times before letting students think independently. Ex: Write 8 on the board. Student and shout out 4 all together. Continue playing until students have had a good break! —Complete this page as a class. Ask students to read the time on each clock the time in the first box below each clock. OR, if the clock is blank, students time and DRAW the hands on the clock. Next, discuss how to convert the time! Assist students in figuring out each time. *TIP: Use the MILITARY CHECK convert all the times in the boxes at the bottom of the page to digital time if the matching time above. IF DESIRED, students can write the digital time below time in the boxes they will cut out, so that they can easily match these times. ANOTHER TIP: Ask students to write the answer (ex. 0900 hours) in pencil they can paste all the military times on top of the penciled in answer. Last, a military time shows whether it is in the AM or the PM. Help students color in box next to each clock to show the answer. EARLY FINISHERS: On the back of this page, challenge students to create a using shapes. How many different shapes did they use to create this plane?</p>
<p>4 Questions I Still Have READING RI.3.1</p>	<p>*If I have left you a book about the military or Memorial Day, please use it. If I have not left you a book, please find a nonfiction book in our classroom BEFORE READING. Ask students what they know about the topic and write on the board. AS YOU READ, stop occasionally to ask students what they know far and write their responses on the board. AFTER READING, students will questions they have about the book and write about them on this page. Last write about the main idea of the book and give examples from the book about think this is the main idea. EARLY FINISHERS: On the back of this page, ask design a ship for the Navy. Where would the sailors sleep? Eat? Where would helicopters and planes?</p>

<p>Dear Soldier. WRITING W.2.13</p>	<p>Help students brainstorm what they know about soldiers. Do they protect us from danger? Are they brave? Etc. Challenge students to think of what makes soldiers so important and to include their reasons in their writing. What should we all thank them for? Students will illustrate a matching picture in the box at the bottom of the page. EARLY FINISHERS: On the back of this page, challenge students to think, draw, and write about what the members in their family do to protect each other. Do they have siblings or cousins they help stay safe? What do their parents do to make sure their family is safe?</p>										
<p>SCIENTISTS IN THE MILITARY? SCIENCE</p>	<p>Partner students up to read this page together. Ask students to stop after each section to discuss its meaning and new vocabulary words. Students will summarize the passage and answer the five questions on the right by coloring the answer in the passage with each designated color. Last, ask students to write about two things they learned. EARLY FINISHERS: Challenge students to think about where else they might see a scientist. At the zoo? In a school? What would this scientist be studying or testing? Ask students to write and illustrate their answer on the back of this page.</p>										
<p>Army, Air Force, or Navy FACT SORT LANGUAGE</p>	<p>Talk about the 3 branches of the military: Army, Navy, Air Force, Marine Corps, and Coast Guard. What do students know about these branches? Write their responses on the board. Assist students in reading each statement below and guide them in sorting each statement according to whether it is more common to the Navy, Air Force, or Army. Discuss that these three branches do a lot of things and that these are just SOME of the things they do. Ask students to color the ARMY statements- GREEN, AIR FORCE statements- GRAY, and the NAVY statements- BLUE. *SEE ANSWER KEY BELOW</p> <div style="display: flex; justify-content: space-around; align-items: center;"> <div style="text-align: center;"> <p>A- ARMY</p> <p>AF- AIR FORCE</p> <p>N- NAVY</p> </div> <div style="border: 1px dashed black; padding: 5px;"> <table border="1" style="font-size: 8px;"> <tr> <td style="text-align: center;">The target is AF.</td> <td style="text-align: center;">The A actually fly.</td> <td style="text-align: center;">Aircraft in an AF pattern.</td> <td style="text-align: center;">The N fly with AF.</td> <td style="text-align: center;">AF.</td> </tr> <tr> <td style="text-align: center;">The N right to AF.</td> <td style="text-align: center;">A AF use AF.</td> <td style="text-align: center;">The AF other AF.</td> <td style="text-align: center;">The target is AF.</td> <td style="text-align: center;">A AF in AF.</td> </tr> </table> </div> </div> <p>EARLY FINISHERS: Ask students to decide whether they would rather serve in the Army, Air Force, or the Navy. On the back of this page, students can write and illustrate their answer.</p>	The target is AF.	The A actually fly.	Aircraft in an AF pattern.	The N fly with AF.	AF.	The N right to AF.	A AF use AF.	The AF other AF.	The target is AF.	A AF in AF.
The target is AF.	The A actually fly.	Aircraft in an AF pattern.	The N fly with AF.	AF.							
The N right to AF.	A AF use AF.	The AF other AF.	The target is AF.	A AF in AF.							
<p>BONUS PAGE What is Memorial Day?</p>	<p>Ask students to read about Memorial Day independently, and then with a partner. After reading, students will color the sentences in the rectangles BLUE if they are TRUE and RED if they are FALSE. Next, ask students to draw and write about what happens on Memorial Day. Discuss the answers as a class.</p>										

Language Arts Activities

PROTECTING THE PLURAL -color code-

Name: _____

Color all the words below based on what you would do to make them plural. Read the SPECIAL RULES to help you.

Key: delete y & add ies- blue add s- yellow add es- red already plural- green

fox	sky	wood	candy	lash
medal	dish	box	boot	uniform
baby	party	tank	wish	bunny
guard	coach	helmet	family	watch
chalk	solider	fly	sheep	bus
ship	deer	key	day	toy

Special Rules:

Ends in x, sh, ch, or s- add es.
Ends in a consonant then y- delete y & add ies.
Ends in a vowel then y- add s.

What words were already plural?
Write them below.

BONUS: List all the things above that have to do with the military. Can you fill all the boxes to the left?

How many words are listed in the boxes at the top of the page? Write that number in the blank below.

fun fact: Memorial Day is now celebrated on the last Monday of May, but it used to be celebrated on the _____th of May.

LANGUAGE L.3.12

the titles of Heroes CAPITALIZATION

Rewrite each title capitalizing the appropriate letters. Next, color all the words according to the color code below.

nouns- blue verbs- green adjectives- yellow

my grandfather the soldier

the hero in a green jacket

herman flew high in the sky

my aunt was a brave sailor

grant won a shiny purple heart

my dad is full of courage

QUICK RULES ABOUT TITLES:

1. Always capitalize the FIRST word and the LAST word in a title.
2. Capitalize all nouns, verbs, and adjectives.
3. All other words: Four or fewer letters- do not capitalize. Five or more letters- capitalize.

Name: _____

LANGUAGE L.3.2.A

©2011 The Teacher's Cup

Math Activities



The MILITARY works together to keep us safe!

Using the paper dice, work together with a partner to each roll a number (or play alone and roll two numbers). Next, write the two numbers in a row and multiply them together. After you figure out each product, round it to the nearest ten, and then draw a tally in the matching rounded number's box to keep track of how many times you get each rounded number.

Product Round to the Nearest 10 Tally the number of each NEAREST TEN here!

X	=		10	
X	=		20	
X	=		30	
X	=		40	
			Product Round to the Nearest 10	
X	=	X	=	
X	=	X	=	
X	=	X	=	
X	=	X	=	
X	=			
X	=			
X	=			
X	=			

Take a guess! Which state was the first to officially recognize Memorial Day?

New York

MATH 3.NF.A.1

PRINTABLE DICE

MIGHTY MILITARY TIME: Cut & Paste

Read each clock and write the time below it OR read the time and draw the correct hands on the blank clock. Next, find and paste the matching military time in the second box. Finally, figure out whether the time is AM or PM based on whether the military time was between 0000-1159 hours (AM) or 1200-2359 hours (PM). Color the AM or PM box to show your answer.

Military Time Cheat Sheet:

- **0000-0059 hours: Replace the first two numbers with a 12 and add a colon in the middle. EX: 0025 hours = 12:25 AM
 - **0100-1259 hours: Just put a colon between first two numbers and the second two numbers. If a zero is the first number, delete it.
 - **For times 1300+: Subtract 1200 to get the time and add a colon in the middle.
- 0000-1159 hours (AM) 1200-2359 hours (PM)

AM PM	AM PM	AM PM	AM PM	AM PM
5:45		1:10		
AM PM	AM PM	AM PM	AM PM	AM PM
6:30		2:50	3:05	

1505 hours | 2135 hours | 0545 hours | 1320 hours | 1830 hours |
1310 hours | 0755 hours | 0250 hours | 1240 hours | 1125 hours |

MATH 3.MD.A.1

Writing

Reading Response

Dear Soldier,

Sincerely,



WRITING W.3.1.1

©2018 The Kinder Life

Title:

4 QUESTIONS I still have:

1

2

3

4

This book was mainly about...

I know this because...

READING RL.1

Name: _____



©2018 The Kinder Life

Social Studies

Science

ARMY, AIR FORCE, or NAVY: Fact Sort

Name: _____

-ARMY-

-AIR FORCE-

-NAVY-

The largest air force in the world is the United States Air Force.


They fight invaders on land.

Although they specialize in flying, only a small number of people actually fly.

They fight invaders in the water.

People in the army are called soldiers.

They sometimes use special vehicles called tanks.



SCIENTISTS IN THE MILITARY?!

Read the following with a partner. After reading, answer the questions below.

Once a soldier enlists in the military, they can choose to focus their time working to solve scientific problems. Some soldier scientists help test the water, air, and land for bacteria in order to keep others safe.

Some soldiers graduate from military schools after studying Oceanography. These soldier scientists might study how melting polar ice can affect the safety of the Navy's missions. Soldier scientists have also worked on special projects like creating ways to clean any water so that soldiers can drink it, building solar cars, and creating supplies that do not harm the environment while in combat.

Scientists and engineers might work on creating better weapons and protective gear, but they do even more than that. They often work on developing better ways to preserve food for soldiers or how to use portable energy sources to power vehicles and equipment. Many of the technology that these scientists and engineers create is beneficial for all people and not just the military.

Out of the 1.4 million soldiers serving in the military, at least 200,000 have science, engineering, or technical jobs. Some of these scientist soldiers build robots and some even pilot underwater vehicles.


Answer the following questions by coloring the answers in the passage using the color code below:

Why are scientists in the military important?

About how many soldiers are serving in the military?	blue
What kind of special projects have soldier scientists worked on?	red
What might affect the safety of the Navy's missions?	yellow
What do some soldier scientists test to keep others safe?	green
The technology that soldier scientists create is beneficial for who?	orange

Two things I learned:

Name: _____



What is MEMORIAL day?

Read the passage about Memorial Day individually, and then read with a partner. After reading, color the sentences in the rectangles BLUE if they are TRUE and RED if they are FALSE. Read aloud and write about what happens on Memorial Day.

Name: _____

Memorial Day is a special day to remember all of the men and women who have died fighting for our country. Memorial Day used to be celebrated on the 30th of May, but in 1972 it was changed to the last Monday in May. Memorial Day is different from Veteran's Day. Veteran's Day is a day to honor all of the men and women who have served in the U.S. military.


Memorial Day was originally called Decoration Day because on this day families decorated the graves of fallen soldiers with flowers. The red poppy is the official flower of Memorial Day. On May 8, 1966, Decoration Day was changed to Memorial Day. The Arlington National Cemetery is known for its major Memorial Day ceremony. It is one of the largest cemeteries in the world.

Today, we still celebrate Memorial Day by placing flowers on the graves of soldiers, flying flags at half-staff, attending parades, and taking time to remember soldiers who have lost their lives protecting us. You will notice that schools, post offices, most banks, and other businesses are closed on Memorial Day. In the year 2000, U.S. Congress passed a law requiring Americans to pause at 3:00pm to remember the soldiers who have died fighting for the United States.

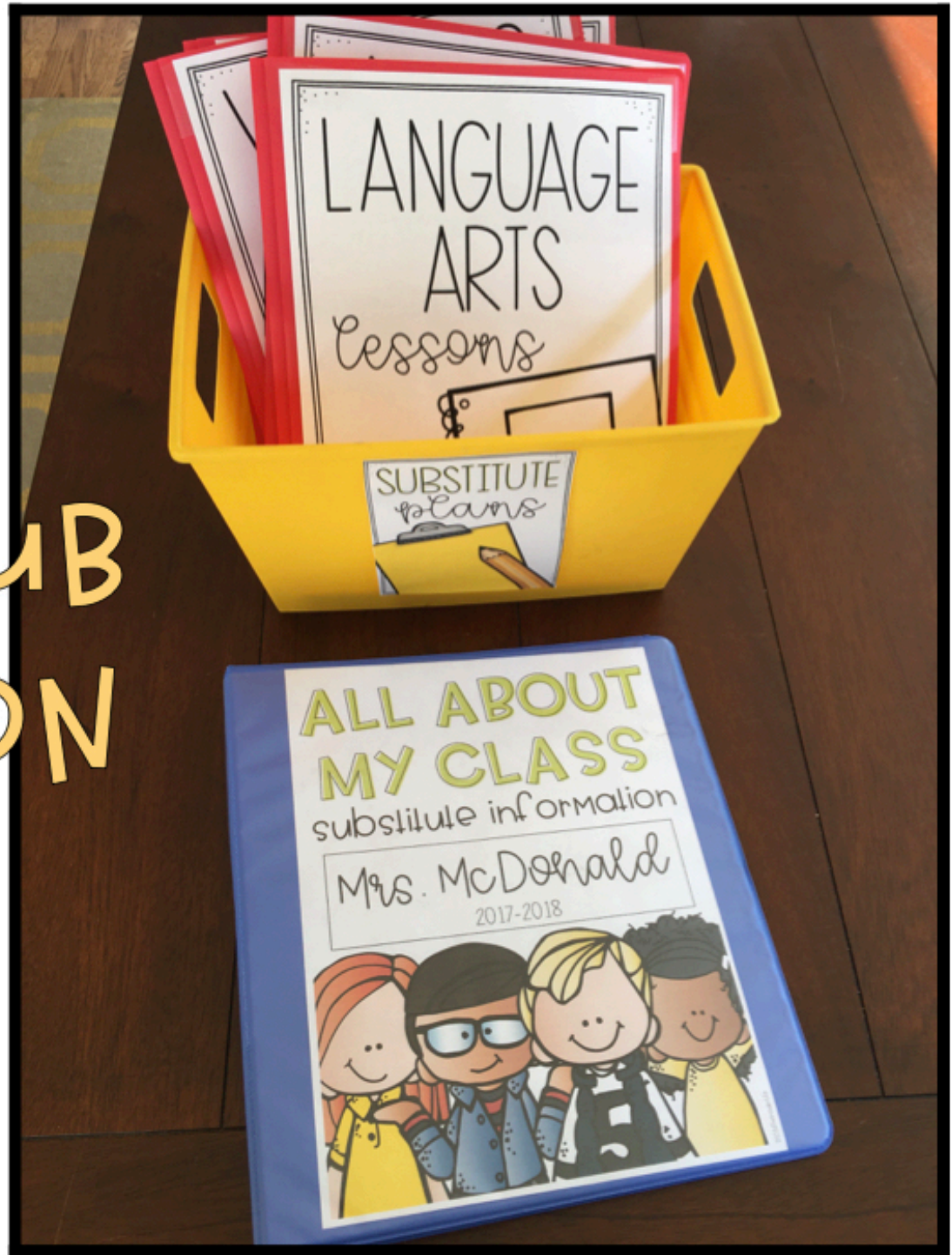
<p>Memorial Day was originally called Decoration Day.</p>	<p>Memorial Day became Decoration Day in 1960.</p>	<p>Schools are closed on Memorial Day.</p>
<p>The orange poppy is the official flower of Memorial Day.</p>	<p>Memorial Day is celebrated in July.</p>	<p>On Memorial Day, you might see flags at half-staff!</p>
<p>On Memorial Day, we remember soldiers who have lost their lives fighting for our freedom.</p>	<p>On Memorial Day, you might spend time placing flowers on the graves of soldiers.</p>	<p>A major Memorial Day ceremony is held at the Arlington National Cemetery.</p>
<p>Memorial Day is a day to honor all the men and women who have served in the U.S. Military.</p>	<p>There is a law requiring Americans to pause at 3:00pm to remember fallen soldiers.</p>	<p>Memorial Day is the same as Veteran's Day.</p>

WHAT HAPPENS ON MEMORIAL DAY?

BONUS PAGE



PLUS!!
EDITABLE SUB
INFORMATION
BINDER



BONUS: TASK CARD GAME INCLUDED

Rounding
-to the nearest 100-

Name: _____

A 300 400	B 500 600	C 100 200
d 400 500	e 400 500	f 300 400
g []	h []	i []

Rounding
-to the nearest 100-

Name: _____

900 task card []	400 task card []	200 task card []
500 task card []	700 task card []	500 task card []

Rounding
-to the nearest 10-

Name: _____

A []	B []	C []
d []	e []	f []
g []	h []	i []
j []	k []	l []

Rounding
-to the nearest 100-

Name: _____

A []	B []	C []
d []	e []	f []
g []	h []	i []
j []	k []	l []

Rounding
-to the nearest 10-

Name: _____

520 task card []	690 task card []	460 task card []
910 task card []	320 task card []	850 task card []
190 task card []	300 task card []	370 task card []
770 task card []	450 task card []	150 task card []

A
367

B
522

©2019TheKinderLife