



EACH JOURNAL PACK INCLUDES:


goal posters




teacher instructions



Students are asked to reflect on these goals on the bottom of each journal page



Journal covers (monthly and generic)



additional goodies!!

AUGUST & SEPTEMBER JOURNAL

GOALS: ADDING LABELS TO A PICTURE



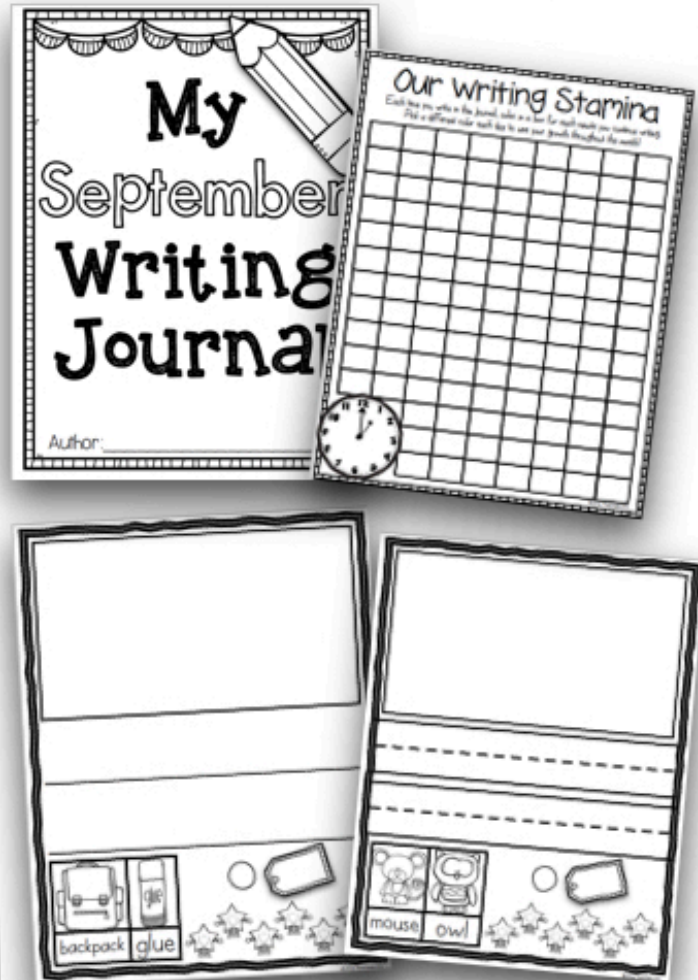
GOAL POSTER



PICTURE WORD CARDS TO
HANG IN WRITING CENTER

**ADDITIONAL
GOODIES**

26 different journal pages



JOURNAL PAGES

BOTH BLANK LINED & HEAD/MIDDLE/FOOT LINED INCLUDED

OCTOBER JOURNAL

GOALS: LABELS, BEGINNING SOUNDS, & LETTER FORMATION

house sun
dog cat

I can add **labels** to things in my **picture**.

apple

I see two apples.

I can use correct **letter formation** when adding words to my **pictures** and **story**.

GOAL POSTERS

LETTER FORMATION CARDS TO HANG IN WRITING CENTER

ADDITIONAL GOODIES

26 different journal pages

my LETTER FORMATION GUIDE
Aa Bb Cc Dd
Ee Ff Gg Hh
Ii Jj Kk Ll Mm
Nn Oo Pp Qq
Rr Uu Vv
Xx Yy Zz

Writing Stamina

My October Writing Journal

Author: _____

airplane apple

banana backpack

JOURNAL PAGES

HEAD/MIDDLE/FOOT LINED INCLUDED

NOVEMBER JOURNAL

GOALS: LABELS, ADDING SPACES, LETTER FORMATION, & BEGINNING SOUNDS

The first poster shows a scene with a house, dog, and cat, with a label 'house' and a blank space for a label. The second poster shows two apples with the sentence 'I see two apples.' and a large letter 'A' with numbered arrows showing stroke order. The third poster shows an astronaut with the sentence 'I saw a big cat.' and red arrows pointing to spaces between words, with a blank space for a label.

I can add labels to things in my picture.

I see two apples.

I can use correct letter formation

I saw a big cat.

I can use spaces to separate each word in a sentence.

9091 POSTERS

The top section shows two grids of 'Spacemen/Spacewomen' characters. The bottom section shows an anchor chart with the text 'I can I can I can' in a grid format.

Spacemen/Spacewomen Quick Printables

Spacemen/Spacewomen Quick Printables

I can
I can
I can

-MAKE YOUR OWN SPACEMEN/
WOMEN
-"I CAN" ANCHOR CHART STEMS

**ADDITIONAL
GOODIES**

The top section shows a title page 'My November Writing Journal' with a pencil illustration. Below it is a 'my LETTER FORMATION guide' with letters Aa through Zz. To the right is a 'writing Stamina' grid with a clock icon. The bottom section shows two pages of handwriting practice with lined spaces and small illustrations of a cook, dust, a teacher, and a chair.

26 different journal pages

my LETTER FORMATION guide

Aa Bb Cc Dd
Ee Ff Gg Hh
Ii Mm
Pp Qq
Uu Vv
Yy Zz

My November Writing Journal

writing Stamina

cook dust

teacher chair

JOURNAL PAGES

HEAD/MIDDLE/FOOT LINED INCLUDED

DECEMBER JOURNAL

GOALS: PUNCTUATION, LABELS, ADDING SPACES, & LETTER FORMATION

house sun
dog cat

I can add labels to things in my picture.

apple
I see two apples.

I can use correct letter formation when adding words to my pictures and story.

I saw a big cat.

I can use space to separate each word in a sentence.

I saw a big cat.
That cat was scary!
Did you see that cat too?

I can use the correct punctuation at the end of each sentence.

9091 POSTERS

When do I use a period?
at the end of a sentence.
"You are my friend."
when you are finished something.
"My mom is n

When do I use an exclamation point?
commands: "Go!"
warnings:
"Watch out!" when you are excited
"This is so fun!" when you are scared
"It was big!"

When do I use a question mark?
when you are asking a question:
"Will you play with me?"
"What will we do next?"

angry	cheerful	confused
disappointed	happy	worried
sleepy	loved	sad
silly	hurt	tired

-PUNCTUATION POSTERS
-EMOTION WORD CARDS

ADDITIONAL GOODIES

21 different journal pages

my LETTER FORMATION GUIDE
Aa Bb Cc Dd
Ee Ff Gg Hh
Ii Jj Kk Ll Mm
Nn Oo Pp Qq
Rr Ss Tt Uu Vv
Ww Xx Yy Zz

My December Writing Journal

writing Stamina

My December Writing Journal

angry bear

cheerful ant

JOURNAL PAGES

HEAD/MIDDLE/FOOT LINED INCLUDED

JANUARY JOURNAL

GOALS: SOUNDING OUT WORDS, PUNCTUATION, ADDING SPACES, & LETTER FORMATION

The 'Goal Posters' section contains five educational cards:

- Card 1:** Features a frog and the word 'frog' with arrows pointing to each letter. Below it is a snake and the sentence 'I can stretch out sounds in each word.' with a blank circle for a drawing.
- Card 2:** Features two apples and the sentence 'I see two apples.' Below it is a large letter 'A' and a smaller 'a' with numbered arrows showing stroke order, and a blank circle for a drawing.
- Card 3:** Features the sentence 'I saw a big cat' with red arrows pointing to spaces between words. Below it is an astronaut and the sentence 'I can use spaces to separate each word in a sentence.' with a blank circle for a drawing.
- Card 4:** Features the sentence 'I saw a big cat. That cat was scary! Did you see that cat too?' with a blank circle for a drawing.
- Card 5:** Features a green exclamation mark and a blue question mark. Below it is the sentence 'I can use the correct punctuation at the end of each sentence.' with a blank circle for a drawing.

GOAL POSTERS

The poster is titled 'WAYS TO STRETCH OUT WORDS POSTER'. It includes the following text and illustrations:

- Section 1:** 'ways to stretch out words'. Illustration of a hand with fingers spread. Text: 'Say the word out loud and count the sounds with your fingers.'
- Section 2:** The word 'tent' in circles, with a pencil pointing to the first circle and a tent illustration. Text: 'On a blank piece of paper or whiteboard, draw as many circles as sounds you hear and fill them in with each letter sound you hear.'
- Section 3:** Illustration of two children. Text: 'Count the sounds in a word and ask a friend to count again with you to double check.'

ADDITIONAL GOODIES

This section displays various journal pages and resources:

- Top Left:** A page titled 'My January Writing Journal' with a pencil illustration and a blank writing area.
- Top Right:** A 'my LETTER FORMATION GUIDE' showing uppercase and lowercase letters Aa through Zz with numbered arrows for stroke order.
- Middle Right:** A 'writing Stamina' grid with a clock illustration and a grid of boxes.
- Bottom:** Two journal page templates with horizontal lines (head, middle, foot) and small illustrations at the bottom (sun, ice cream, nose, flower, etc.).

JOURNAL PAGES

HEAD/MIDDLE/FOOT LINED INCLUDED

FEBRUARY JOURNAL

GOALS: CAPITALIZATION, SOUNDING OUT WORDS, PUNCTUATION, & ADDING SPACES

9091 POSTERS

ADDITIONAL GOODIES

JOURNAL PAGES

BOTH BLANK LINED & HEAD/MIDDLE/FOOT LINED INCLUDED

MARCH JOURNAL

GOALS: ADJECTIVES, SOUNDING OUT WORDS, PUNCTUATION, & ADDING SPACES

The first poster features a frog and the sentence "I saw a big cat. That cat was scary! Did you see that cat too?" with a green snake illustration. It includes a circle for a student to write and a key for punctuation: an exclamation point and a question mark. The goal is to use the correct punctuation at the end of each sentence.

The second poster features an astronaut and the sentence "I saw a big cat." with four red arrows pointing to the spaces between words. It includes a circle for a student to write and the goal of using space to separate each word in a sentence.

The third poster features a sun and the sentence "I see the sun. I see the bright, hot sun." with a yellow star illustration. It includes a circle for a student to write and the goal of using 'glittery' descriptive adjectives to describe nouns in a story.

The fourth poster features a frog and the sentence "I saw a big cat." with four red arrows pointing to the spaces between words. It includes a circle for a student to write and the goal of using space to separate each word in a sentence.

9091 POSTERS

**25 different journal pages

The journal pages are titled: "My Day at the Beach", "What I Did at the Beach", "The Beach Is Fun", "A Pot of Gold", "My Trip to Outer Space", and "I Like to Play at Recess". Each page has a title, a large writing area with horizontal lines, and a footer with small icons and words related to the theme. For example, "The Beach Is Fun" includes icons for a shell, sunscreen, popsicle, and camera, with the words "shell", "sunscreen", "popsicle", and "camera" written below. The "I Like to Play at Recess" page includes icons for a fast, football, splash, and throw, with the words "fast", "football", "splash", and "throw" written below.

4

vocabulary words on each page
*vocabulary words relate to title

JOURNAL PAGES

BOTH BLANK LINED & HEAD/MIDDLE/FOOT LINED INCLUDED

APRIL JOURNAL

GOALS: FACTS, OPINIONS, EXPERIENCES, SOUNDING OUT WORDS, PUNCTUATION, & ADJECTIVES

The posters include: 1. A frog and snake with the text 'I can stretch out sounds in each word' and a dotted line 'f-r-o-g'. 2. A cat with the text 'I saw a big cat. That cat was scary! Did you see that cat too?' and a dotted line for punctuation. 3. The sun with the text 'I see the sun. I see the bright, hot sun.' and a dotted line for adjectives. 4. A shark with the text 'A shark has fins. I saw a shark at the aquarium. Sharks are cool.' and arrows pointing to 'FACT', 'EXPERIENCE', and 'OPINION'.

GOAL POSTERS

****25 different journal pages**

The journal pages include: 1. A title page 'My April Writing Journal' with an author line. 2. A 'Words I Like to Use' grid with a pencil icon. 3. A 'Writing Stamina' grid with a clock icon. 4. 'All About the Ocean' with a word bank: scuba diver, lobster, seahorse, crab. 5. 'I Want a Pet' with a word bank: aquarium, snake, bed, hamster. 6. 'Is it Better to Be Old or Young?' with a word bank: tired, dance, money, career.

****4****
vocabulary words on each page
*vocabulary words related to title
*persuasive prompts
*non-fiction prompts

JOURNAL PAGES

BOTH BLANK LINED & HEAD/MIDDLE/FOOT LINED INCLUDED

MAY JOURNAL

GOALS: TRANSITION WORDS, SOUNDING OUT WORDS, ADJECTIVES, & PUNCTUATION

The posters include: 1. A frog with the word 'frog' broken down into 'f', 'r', 'o', 'g' for phonics. 2. A snake with the text 'I can stretch out sounds in each word' and a blank circle. 3. A cat with the text 'I saw a big cat. That cat was scary! Did you see that cat too?' and a blank circle with exclamation and question marks. 4. The sun with the text 'I see the sun. I see the bright, hot sun.' and a blank circle. 5. A traffic light with the text 'I can use transition words to describe the sequence in my writing.' and a blank circle.

9091 POSTERS

The cards are titled 'My Picture Dictionary' and include: emotions (angry, confused, disgust, embarrassed, excited, shy), adjectives (dirty, smart, long), careers 1 (astronaut, chef, detective, janitor, soldier, hero), careers 2 (pilot, worker, teacher, forest ranger, waitress, skater), verbs 1 (catch, scream, roll, discuss, scrub, throw, build), and verbs 2 (blow, chew, draw, crawl, sing, surf, grow, start, bounce, eat, sleep, celebrate).

PRINTABLE
STUDENT PICTURE
DICTIONARY
Includes: emotions, verbs,
careers, animals, & MORE!

**ADDITIONAL
GOODIES**

The journal pages show a 'My Ideas' section with 'beginning', 'middle', and 'end' prompts. The 'My Editing Checklist' includes: Did I reveal my story to check for mistakes? Did I leave spaces between my words? Did I use descriptive adjectives? Did I use transition words? Did I use correct punctuation? Did I check my spelling? Did I re-read my story to a friend? Below the checklist are two journal page templates, one with a large drawing box and the text 'WRITTEN & ILLUSTRATED BY'.

JOURNAL PAGES

BOTH BLANK LINED & HEAD/MIDDLE/FOOT LINED INCLUDED

june journal

GOALS: ADDING DIALOGUE, SOUNDING OUT WORDS, PUNCTUATION, & ADJECTIVES

9091 POSTERS

-Pocket Chart Practice
-Summer Words Picture Dictionary
-Roll-a-Story Dice

ADDITIONAL GOODIES

JOURNAL PAGES

BOTH BLANK LINED & HEAD/MIDDLE/FOOT LINED INCLUDED