


# JUNE JOURNAL

**June** **Print & Go**

Pictorial Vocabulary, Goal Posters, Stamina Tracker, & MORE

**Adding Dialogue to a Story**  
**Writing Journals**



©2016 theKinderLife

**June: HOW do I USE this PRODUCT?**

Pages 4-7: These are the GOAL posters of each journal page. Use these posters when students finish writing, they color it achieved.

Page 8-11: Fix-the-Sentence Interactive teach your students about using quotation punctuation. You can create the sentences them to create a poster for reference

Pages 12-13: This is the month's journal pages in a journal. Page 12 is a journal want to use this journal more flexibly.

Page 14: This is the writing stamina page track their writing stamina throughout

Page 15-17: Print and use these pages for each student to reference while included in this journal pack. Students to use often. \*Tip: You can insert the keep them as a separate booklet. My separate booklet.

Page 18: Speech Word Dictionary- St other than "said" when adding dialog creating a poster of these terms be reference and use this page in their

Pages 19-22: Roll-a-Story Dice- Stu create a story. Characters, Animal included.

Page 23: Brainstorming Comicstrip what dialogue they may add in their visual with this page and it is a gre begin writing! Plus, who doesn't lo

**June: HOW do I USE this PRODUCT? CONT.**

Page 24-25: Journal Writing Pages- Make as many copies of this page as needed. This page contains the goals for this month at the bottom. I have included an optional lined (top, middle, and foot lines) page foot

Page 26: Optional Editing Page- This optional page can be used to help students practice editing their stories. My students LOVED this page in my May journals and so I decided to add it to this pack too!

**HOW DO I CREATE A JOURNAL USING THESE PAGES?**  
Because the format of this pack is a little different than a typical writing journal, you can organize these pages however best fits the needs of your students.

Here is how I create and use mine:

- I make a writing journal using the monthly cover (12 or 13), writing stamina page (14), and the copies of the writing page (23) into a booklet.
- You can choose to insert the Brainstorming Comicstrip into the journal too or leave it separate.
- I make a separate booklet using my picture dictionary pages (15-16), words I like to use (17), my speech word dictionary (18), and a few copies of the editing page (24).
- I make several copies of the Roll-a-Story dice available for students to use if they need some "inspiration."

If these journals create success in your classroom, please check out my YEAR-LONG BUNDLE! Each journal is applicable to a kindergartener's writing needs during that month of the school year. For example, September's journal involves labeling, only one line for writing, etc. For more information about how each journal pack changes each month, check out this HUGE, \$\$ SAVING BUNDLE in my store.






Please don't hesitate to email me at [thekinderlife@gmail.com](mailto:thekinderlife@gmail.com) if you have any questions, concerns, or comments.

ENJOY!  
The Kinder Life

TEACHER INSTRUCTIONS

# GOAL POSTERS

\* JUNE'S GOALS BUILD ON  
MAY'S GOALS

<p>"I like you," said Molly. "You are my friend," replied Tim.</p>  <p>NEW for JUNE</p> <p>I can use <b>quotation marks</b> to <b>identify dialogue</b> in my writing.</p>	<p> → f—r—o—g</p> <p></p> <p>I can <b>stretch</b> out the <b>sounds</b> in each word.</p>	<p>I saw a big cat. That cat was scary! Do you see that cat too?</p> <p><b>from MAY</b></p> <p>I can use the correct <b>punctuation</b> at the <b>end</b> of each sentence.</p>	<p>I see the sun.  I see the <b>bright, hot</b> sun.</p> <p></p> <p>I can use "glittery" <b>descriptive adjectives</b> to <b>describe nouns</b> in my story.</p>
---	---	---	---

# POCKET CHART SENTENCES

USE IN A POCKET CHART TO INTRODUCE AND REVIEW!

FIX-THE-SENTENCE INTERACTIVE CARDS

I like

to sw

said

FIX-THE-SENTENCE INTER

Do y

like

FIX-THE-SENTENCE INTERACTIVE CARDS

This is

cheered

asked Al

FIX-THE-SENTENCE INTERACTIVE CARDS

“	”	!	.
“	”	?	.

preview

# JOURNAL COVERS

-Use in JUNE  
OR  
-Use during ANY month



My  
June  
writing  
Journal  
Author \_\_\_\_\_

My  
writing  
Journal  
Author \_\_\_\_\_


preview  
preview

# WRITING STAMINA GRAPH

# SUMMER WORD DICTIONARY









## Our Writing Stamina


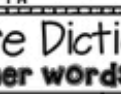




Each time you write in this journal, color in a box for each minute you continue writing.  
Pick a different color each day to see your growth throughout the month!






## My Picture Dictionary Summer words

 burger	 barbecue
 lemonade	 watermelon
 sunglasses	 sand
 popsicle	 couch






 campfire	 margarita
 water balloon	 watermelon
 pool	 water ski

## My Picture Dictionary Summer words

### Words like to Use

Use these words in your writing. Ask your teacher to help you spell the words you don't know. Write the words in the boxes below so that you remember the words you have added.

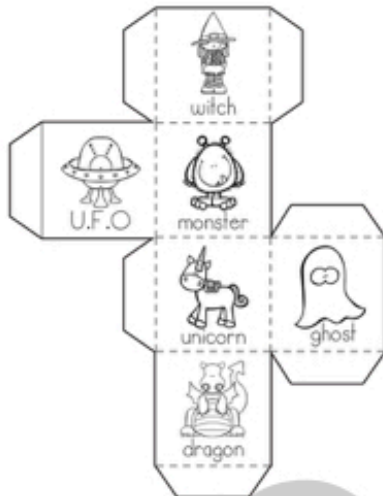

## My Speech Word Dictionary

If the character is feeling...	You can use...
 angry	- yelled - screamed - growled
 sad	- cried - sobbed - whispered
 happy	- cheered - exclaimed - laughed
 scared	- screamed - shrieked - sobbed
 mad	- roared - screamed - bellowed

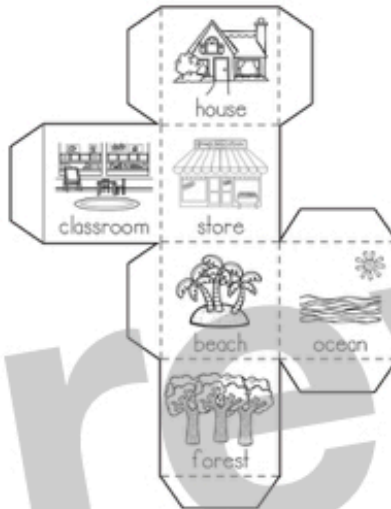
# Story dice

# BRAINSTORMING COMICSTRIP

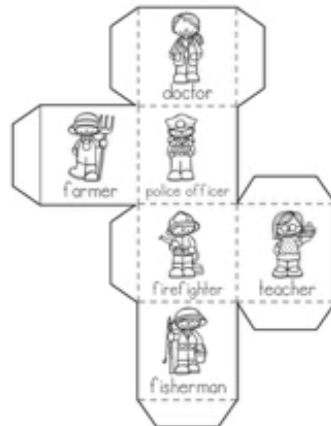

## Roll-a-Story Dice: Fictional Things



## Roll-a-Story Dice: Settings



## Roll-a-Story Dice: Animals



**My BRAINSTORMING Comicstrip**

Use this comicstrip to brainstorm all the talking your characters will do in your story. In each box, draw and write what your characters are talking about. For extra fun, use speech bubbles!

1	2	3
4	5	6

# editing CHECKLIST

**My Editing Checklist**

- Did I re-read my story to check for mistakes?
- Did I leave spaces between my words?
- Did I use descriptive adjectives?
- Did I use transition words?
- !?** Did I use correct punctuation?
- Did I check my spelling?
- Did I re-read my story to a friend?

# two WRITING PAGE OPTIONS

