

DECEMBER JOURNAL

December: HOW DO I USE THIS PRODUCT?

This pack includes multiple resources to support beginning writers. The following is how to utilize each page:

Pages 4-7: These are the "goal posters" for this pack. These goals are used on the bottom of each journal page in this pack. Use these posters to teach the students how to write. They accomplish the goal by writing a sentence (using correct punctuation) they can color the pictures next to each picture. The additional tag at the bottom of the poster and students keep track of how many letters they add to the picture. Instruct students to color a star for each goal added.

If you introduce labeling goal, I let students know that they add beginning sound (one letter) labels and/or try to label the things in their picture with all the sounds they can hear in the word. *I have bolded the beginning letter in the labels on the goal poster to show this.

Pages 8-10: I have also included 3 separate punctuation posters in this pack. Use these posters to introduce a period, an exclamation point, and a question mark. You may even choose to have students color the punctuation they used in their stories using the colors blue, green, and red.

Pages 11-12: These are the journal covers. You can use them to introduce these pages to a journal. Page 11 is the journal cover and page 12 is the name if you want to use the journal name.

Page 13: This is the writing stamina page for students. Use this page to track writing stamina throughout the year.

Pages 14-15: Emoji flashcards! Use these flashcards during your mini-lesson and/or display them in your writing center for students to use on their own.

December: HOW DO I USE THIS PRODUCT?

(continued)

Page 16: Letter Formation Guide Page- I put this page inside each student's journal so that they can reference what each letter should look like when written correctly using the upper, middle, and lower lines.

Pages 17-18: Writing prompts- These pages include one prompt (Emoji) and one prompt on each page. For example, on page 17, students will write about a holiday using your writing prompt. You might have your students write a story, list, or act out a scene that describes what you might do.

Example of mini-lesson poster: This poster shows students the emotion and a happy face that might be doing. TIP: In addition to writing down student ideas, practice writing at least 3 sentences using the three different types of Punctuation.

Page 38: Bonus! Blank journal page to add your own vocabulary.

If these journals create success in your classroom, please check out my YEAR-LONG GROWING bundle! Each month, a new print and go journal pack will be available. Sept-July has been added to the pack. Each journal will be available to purchase for the month of that month of the school year. For example, August/September journal will involve labeling and writing. For more information about how each journal pack changes each month, check out my GROWING bundle in my store. Buy early, the price is SAVINGS!

Please don't hesitate to email me at thekinderlife@gmail.com if you have any questions, concerns, or comments.








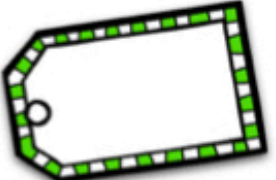
ENJOY!

The Kinder Life

TEACHER INSTRUCTIONS

GOAL POSTERS


*deCEMBER'S GOALS Build
ON NOVEMBER'S GOALS

<p>I saw a big cat. That cat was scary!</p> <p>NEW for December</p> <p>I can use the correct punctuation at the end of e...nce</p>	<p>I saw a big</p> <p>↑ ↑ ↑</p>  <p>I can use spaces to separate each word</p>	 <p>apple</p> <p>two apples.</p>  <p>I can use corre... letter formation</p>	 <p>house</p>  <p>dog</p>  <p>cat</p>  <p>sun</p>  <p>I can use labels in my picture.</p>
---	--	---	--

from November






















preview

PUNCTUATION POSTERS




emoji word CARDS:

HANG IN YOUR WRITING CENTER!

 angry	 happy	 confused	 surprised	 gripping	 quiet
 disappointed	 happy	 worried	 smart	 shy	 giddy
 sleepy	 loved	 sad	 sneaky	 sweaty	 confident
 silly	 hurt	 tired			

JOURNAL COVERS

-Use in December
OR
-Use during ANY month



My
Writing
Journal

My
December
Writing
Journal

Author _____

Author _____

preview
preview

WRITING STAMINA GRAPH

HANDWRITING guide to put in JOURNAL

Our Writing Stamina

Each time you write in this journal, color in a box for each minute you continue writing.
Pick a different color each day to see your growth throughout the month!



©2014 The Literacy Life

my LETTER FORMATION guide

Aa Bb Cc Dd
Ee Ff Gg Hh
Ii Jj Kk Ll Mm
Nn Oo Pp Qq
Rr Ss Tt Uu Vv
Ww Xx Yy Zz

©2014 The Literacy Life

JOURNAL PAGES

preview

preview

FEELINGS and ANIMAL WORDS
are the vocabulary this month!





angry

bear



cheerful



ant







JOURNAL PAGES


preview



preview



	
confused	mouse



 


 



	
disappointed	dog

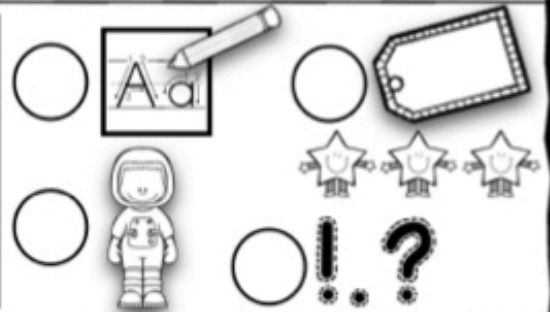

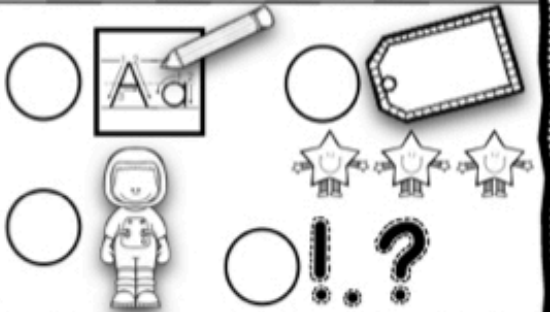

 



JOURNAL PAGES

preview



preview







JOURNAL PAGES


preview



preview



	
sleepy	fish



 


 



	
loved	dolphin



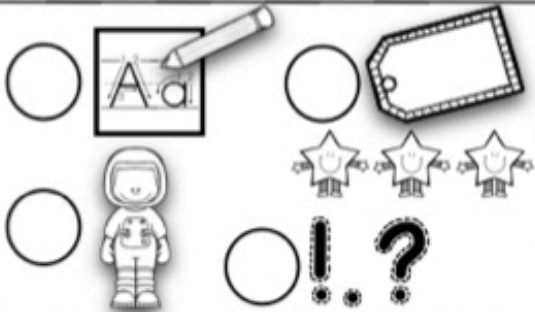
 



JOURNAL PAGES

preview







preview









JOURNAL PAGES

preview

preview








		<input type="radio"/>		<input type="radio"/>	
hurt	fly	<input type="radio"/>		<input type="radio"/>	
		<input type="radio"/>	! ?	<input type="radio"/>	








		<input type="radio"/>		<input type="radio"/>	
tired	octopus	<input type="radio"/>		<input type="radio"/>	
		<input type="radio"/>	! ?	<input type="radio"/>	

JOURNAL PAGES

preview

preview



		<input type="radio"/>		<input type="radio"/>	
<input type="radio"/>		<input type="radio"/>		<input type="radio"/>	
surprised	kangaroo				



		<input type="radio"/>		<input type="radio"/>	
<input type="radio"/>		<input type="radio"/>		<input type="radio"/>	
grumpy	ladybug				



JOURNAL PAGES


preview



preview



	
quiet	snail



 


 



	
smart	lion



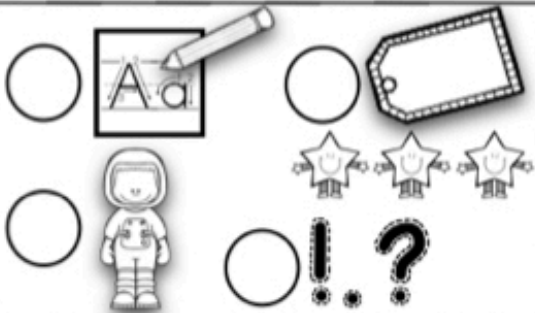

 



JOURNAL PAGES

preview








preview










JOURNAL PAGES

preview

preview



		<input type="radio"/>		<input type="radio"/>	
<input type="radio"/>		<input type="radio"/>		<input type="radio"/>	
sneaky	penguin				

		<input type="radio"/>		<input type="radio"/>	
<input type="radio"/>		<input type="radio"/>		<input type="radio"/>	
sweaty	pig				

JOURNAL PAGES

preview

preview

	
confident	zebra

