

# DETAILED Substitute Instructions

- How to introduce each activity
- Tips for completing each activity
- Ideas for EARLY FINISHERS
- Extension ideas for after



thank you for working in our class today!  
WE APPRECIATE YOU ☆

Please complete the following assignments in the order described on the "Schedule" page of the Substitute Information Folder.

Most pages are self-explanatory and include directions at the bottom of the page.

**PREVIEW**

\*If a page does not have space for an answer, have students write their answers on the back of the page.

<b>WINTER COLOR CODE</b> Silent "e" LA RT.K.33	Write the following words on a board or chart. Read each word aloud. Discuss how the "e" is silent in each word. This is the LONG vowel sound. On this page, write the letters (starting from top to bottom) for each picture according to the color code. Draw a picture of this item in the box on the back of this page. <b>EARLY FINISHERS:</b> Write a sentence about a snowflake on the back of this page.
<b>Chilly Long Vowels</b> LA RT.K.33	<b>BETWEEN WORKSHEETS:</b> Read the story aloud to students. Students can read the story or no one can read. On this page, students will read the story aloud. On this page, students will read the story aloud. On this page, students will read the story aloud. <b>EARLY FINISHERS:</b> Do you like or dislike winter? Write about their answer (and include a picture) on the back of this page.
<b>SNOW MUCH FUN</b> Subtracting MAT. 1.1	Read aloud each story problem. Students will cross off the snowmen that are taken away in each story. Ask students to color the remaining snowmen. Next, work together with students to figure out the problem. Write it in the space below. <b>EARLY FINISHERS:</b> Challenge students to write their own subtraction problem. Students can find an early finisher to try to solve it.
<b>LET'S GO</b> MAT. 1.1	<b>BETWEEN WORKSHEETS:</b> <b>MYSTERY EQUATION:</b> Write the numbers 1, 2, 3, 4, 5 in the boxes. For example, if the equation is $4 + \square = 9$ , students figure out what number to write in the box. <b>EARLY FINISHERS:</b> Write an equation and solve it.
<b>IT'S A NEW YEAR</b> Social Studies LA RT.K.32	Discuss with students the tradition of making goals for the new year. Brainstorm ideas for the new year. Write down the ideas on a board. <b>EARLY FINISHERS:</b> Write a goal for the new year. Draw a picture of the goal.
<b>READING RESPONSE</b> RL.K.1	Read the title to students and ask them to make a prediction about what will happen in the story. They will draw their prediction in the space below. <b>EARLY FINISHERS:</b> If students could change any part of the story, what would they change? The ending? The characters? Ask students to write about what they would change on the back of this page.
<b>NEW YEAR'S EVE</b> SOCIAL STUDIES WINTER HOLIDAYS	Make a chart on the back of a poster paper. Write "New Year's Eve" on the left and "Chinese New Year" on the other side. Ask students what they know about these holidays. Write their answers in the corresponding columns. Read aloud the paragraphs for each holiday and add to the chart as you started. Read aloud the phrases in the box of the chart and discuss what column they would go to. Students can draw and paste pictures in to the correct column. <b>EARLY FINISHERS:</b> What is your favorite holiday? Ask students to write and draw about their favorite holiday on the back of the page.
<b>SNOWFLAKE LIFE CYCLE</b> SCIENCE: SNOW	Discuss the water cycle and how it relates to the life cycle of a snowflake. What is the difference between cloud rain versus a snow cloud? On this page, students will paste each picture of a snowflake's life cycle in the box labeled with the correct term. <b>EARLY FINISHERS:</b> What other life cycles can they draw? Frog life cycle? Butterfly? Ask students to draw these on the back of this page.
<b>STATES MATTER</b>	Discuss the 3 states of matter and have students trace each state. Ask students to draw the picture of each state in the correct row. <b>EARLY FINISHERS:</b> Ask students to draw another example of each state of matter. <b>EARLY FINISHERS:</b> Ask students to draw in the room that are each state of matter. How can you tell? Draw? Liquid? Gas? Solid? Ask students to label each thing with its state of matter.

**PREVIEW**

©2018 The McGraw-Hill Companies

# Language Arts Activities

**Chilly Long Vowels... read it, write it, & draw it**

cave		
bike		
flame		
rake		
pole		
time		
cute		
flute		

Write a SILLY winter sentence using some words from above.

\_\_\_\_\_

\_\_\_\_\_








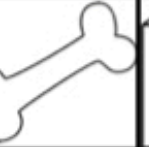

















\_\_\_\_\_

L.A. RFK.3B ©2014 The Kinder Life

**winter COLOR Code: Silent "e" Identify & Color**  
 Using the code below, color each picture accordingly.  
 Next, starting from top to bottom use the letters to write a winter word and draw a picture of the word in the box.

dime- yellow gate- blue cube- red vine- green  
 ca- pink vo- pink ne- pink dude- black

Name: \_\_\_\_\_

What winter word did you spell with the letters you found?

\_\_\_\_\_

\_\_\_\_\_


L.A. RFK.3B ©2014 The Kinder Life

# Math Activities

## "SNOW" MUCH FUN: Subtracting Snowmen Stories

cross out or color snowmen to match the subtraction story and write the equation. color the answer in yellow.


Sam built 10 snowmen on a cold winter day. When the sun came out, 4 snowmen melted. How many snowmen are left?



EQUATION

Max and his sister built 8 snowmen. They gave 2 snowmen red scarves. The rest of the snowmen they gave blue scarves. How many snowmen had blue scarves?

EQUATION



Lisa built 4 snowmen and with her brother gave 2 snowmen orange carrot noses and the rest gave blue carrot noses. How many snowmen had blue carrot noses?

PICTURE

EQUATION

MATH K.OA.A.1

Name \_\_\_\_\_

## Let It Snow: Match the Equation Cut & Paste

MATH K.OA.A.1

below each story draw a matching picture and paste the correct equation in the rectangle.

Dan had 4 snowballs. 2 snowballs melted. How many snowballs does Dan have left?

Mia had 5 mitten shaped cookies. She got hungry and ate 4. How many cookies does she have now?

paste equation here

paste equation here

Ben had 3 earmuffs. He lost 3 earmuffs while playing in the snow. How many earmuffs does he have left?

Katie made 8 cups of hot cocoa. Her friends drank 4 cups. How many cups of cocoa does she have left?

paste equation here

paste equation here

©2019 The Kinder Life

$$5-4=1$$


$$4-2=2$$

$$8-4=4$$

$$3-3=0$$

# Writing

# Reading Response

 It's a new year!  
Here are my goals for the year:  
Name: \_\_\_\_\_

WRITING WK.2

Name: \_\_\_\_\_ Date: / /

Title: \_\_\_\_\_


**PREVIEW**

**My Prediction**


**PREVIEW**

1. \_\_\_\_\_

2. \_\_\_\_\_



**What Really Happened**



©2014 The Kinder Life

READING RESPONSE RL.K.1

©2014 The Kinder Life

# Social Studies: (Holidays)

## Listening & Speaking Practice

# Science

### NEW YEAR'S EVE VS CHINESE NEW YEAR

After listening to each New Year story, cut and paste the phrases in the correct boxes.

New Year's Eve is celebrated on December 31<sup>st</sup>. The new year begins on January 1<sup>st</sup>. Traditional families stay up late on New Year's Eve "ring" in the new year with loud noise makers, and horns. People usually create goals or resolutions for the new year. New York City's Times Square swarms with noisy, happy people.

Chinese New Year is celebrated on February 19<sup>th</sup>. Children in new clothes celebrate the new year. They long for a dragon led by a big dragon. The dragon is a symbol of strength. Legend states that the dragon hibernates most of the year and so they throw firecrackers to keep him awake.

**New Years Eve**

**Chinese New Year**

dragon led parade

goals and resolutions

December 31st

midnight celebration

February 19th

new clothes

SOCIAL STUDIES: WINTER HOLIDAYS

### SNOWFLAKE LIFE CYCLE

cut and paste each life cycle picture on top of the correct label.

Name: \_\_\_\_\_

WATER VAPOR

↓

WATER

WATER

←

WATER VAPOR

SCIENCE ACTIVITIES




©2014 The Kinder Life

# ADDITIONAL SCIENCE PAGE!!

# EDITABLE SUBSTITUTE INFORMATION BINDER!



Ice Cold Scientist: Liquid, Solid, or Gas?

Trace the state of matter term, paste the correct image, and illustrate 2 more examples of that state of matter.

Trace It	Paste It	More Examples
liquid 		
solid 		
gas 		

Science: States of Matter

©2018, The Kinder Life



# BONUS: TASK CARD GAME INCLUDED

-winter wonderland-  
BOSSy "e" words

Write the long vowel word in the box with the same number as the

Name: \_\_\_\_\_

-winter wonderland-  
BOSSy "e" words

Name: \_\_\_\_\_

31 c__ke	32 h__se	33 hake hoke hike
34 r__ke	35 wove wave	36 cone cane cine
37 t__be	38 tibe	39 mile mule mole
40 h__de	41 dive duve dave	42 poke pike puke

©2017TheKinderLife



PREVIEW

PREVIEW