

EACH LESSON PLAN HAS...

— DETAILED — SUBSTITUTE INSTRUCTIONS

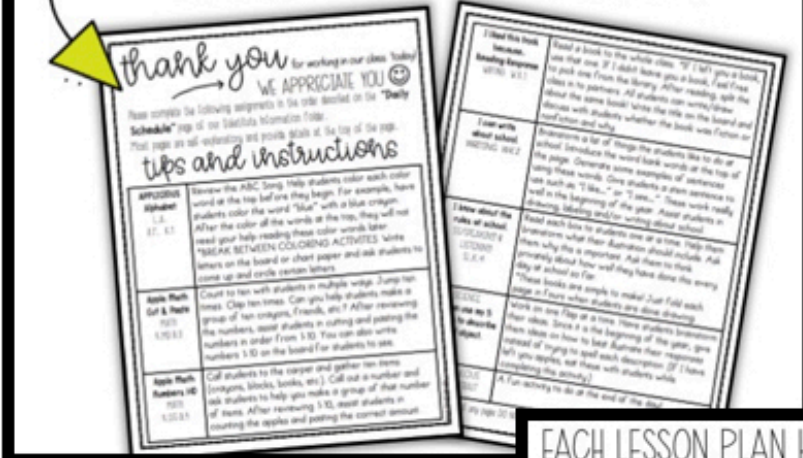
***Don't have a sub that month? You can use them yourself!
Early finishers?
Fun review?**

***Each pack is LOOSELY tied to a month and so you could really use any of these packs during ANY month!**

COMES WITH

EDITABLE

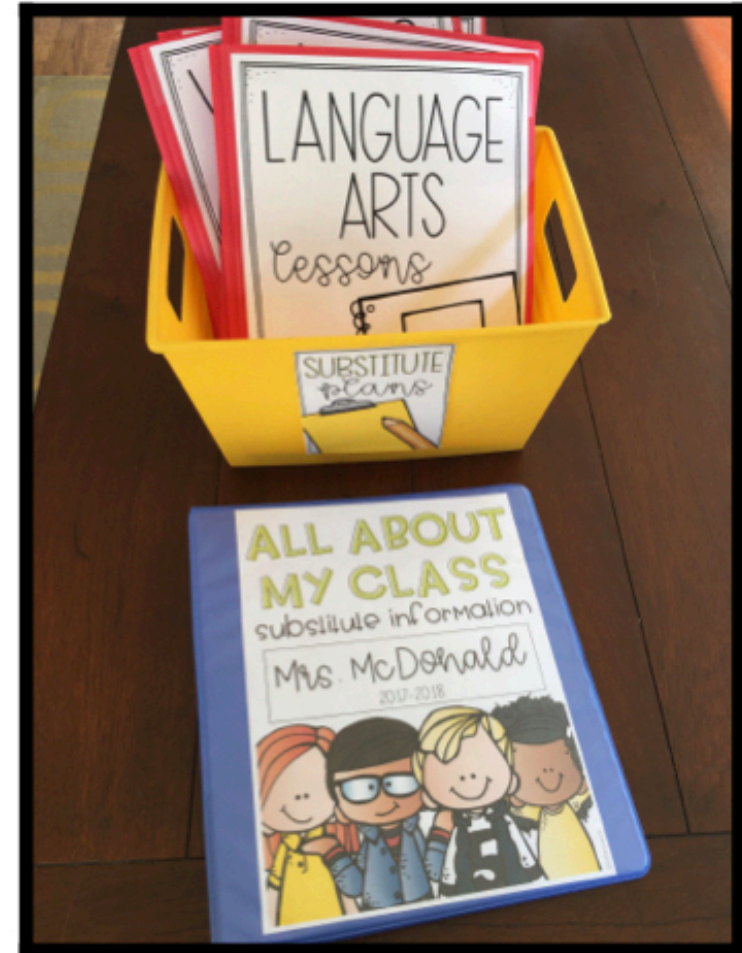
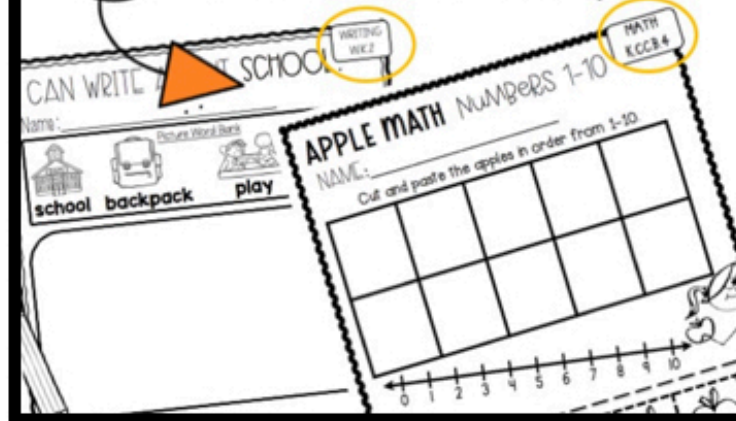
Substitute Information Binder



***Don't follow the Common Core? You can still use these packs! The common core standards used are based on universal FOUNDATIONAL K skills!**

EACH LESSON PLAN HAS...

— C.C. Standard — LISTED ON each page



BRAND New Addition!

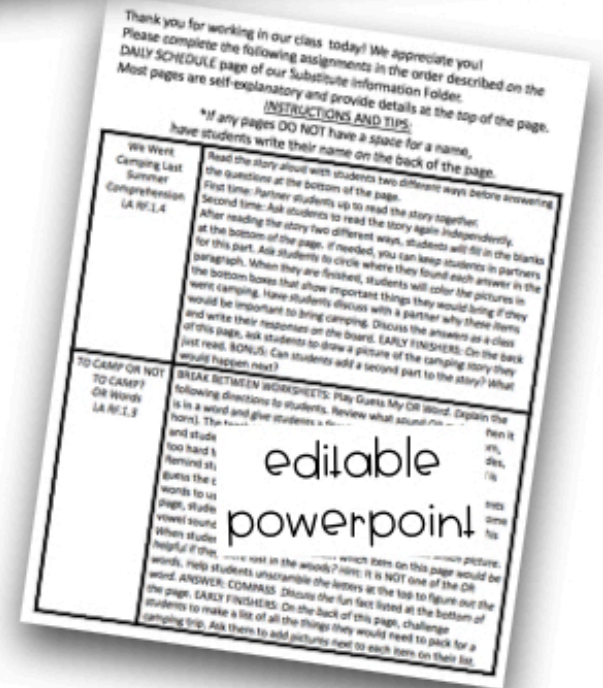
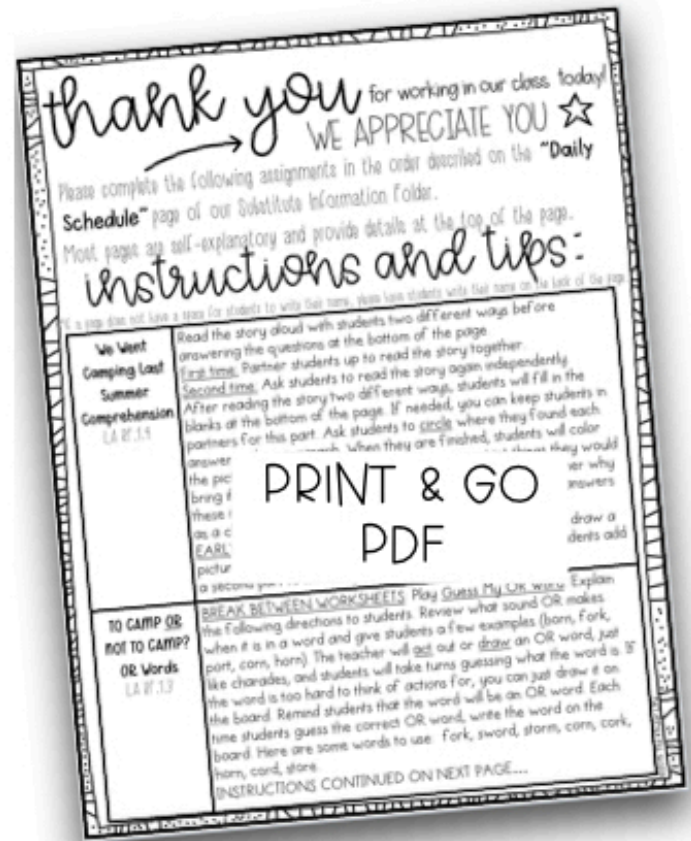
Although the substitute directions in each pack is totally ready to PRINT & GO, I know that if you have time to plan ahead for your sub you may want to tweak the directions a little instead of retyping all of them! :)

And so...in the **BUNDLE** I have provided an extra **BONUS!!**

A POWERPOINT FILE CONTAINING ALL 57 PAGES OF SUBSTITUTE INSTRUCTIONS completely EDITABLE!

- ADD OR EDIT WITH YOUR OWN TEXT
- ADD YOUR OWN FUN FONTS
- ADD DIFFERENT ACTIVITIES
- CHANGE THE INTRODUCTION ACTIVITY OR CHANGE/ADD AN EXTENSION ACTIVITY
- DELETE THE COMMON CORE STANDARD IF YOU ARE NOT USING COMMON CORE

*JUST SAVE THIS FILE TO YOUR COMPUTER SO THAT YOU SAVE YOUR EDITS FOR THE FUTURE TOO!



OCTOBER PLANS

KINDERGARTEN all about bats PRINT & GO SUB PLANS



DETAILED sub instructions

thank you for working in our class today
WE APPRECIATE YOU

Please complete the following assignments in the order described on the "Daily Schedule" page of our Subplans Information Folder.

Most pages are self-explanatory and provide details at the top of the page.

inst

Bats About Sight Words
KINDG 10.1.1

Beginning Sound
KINDG 10.1.2

Flying High with Ten-Frames
MATH 10.1.3

Buffy Numbers I can count to 20
MATH 10.1.4

Partner Response Our Favorite Parts
KINDG 10.1.5

What would you do with a pet bat?
WRITG 10.1.6

I know how to be safe on Halloween night
KINDG 10.1.7

Science: I can label the parts of a bat
DEBIT 10.1.8

Additional note: If any pages DO NOT have a space for a name, have students write their name on the back of the page.

I can label the parts of a bat!

Flying High with Ten-Frames
Color in each ten-frame to match the number.

Buffy Numbers I can count to 20

I know how to be safe on HALLOWEEN NIGHT

REGINING SOUNDS BAT-anza

My Favorite Part

My Partner's Favorite Part

The best part

BONUS: task card game

letter match

letter write

KINDERGARTEN all about spiders PRINT & GO SUB PLANS



DETAILED sub instructions

thank you for working in our class today
WE APPRECIATE YOU

Please complete the following assignments in the order described on the "Daily Schedule" page of our Subplans Information Folder.

Most pages are self-explanatory and provide details at the top of the page.

inst

Creepy Crawly Sight Words
KINDG 10.2.1

Spooky Spider Syllables
KINDG 10.2.2

What shape did the spider hide in?
KINDG 10.2.3

Our Community
KINDG 10.2.4

Science: I can label the parts of a Black Widow spider
DEBIT 10.2.5

Additional note: If any pages DO NOT have a space for a name, have students write their name on the back of the page.

Creepy Crawly Sight Words

What shape did the spider hide in?

OUR COMMUNITY WEB

firefighter postal worker

This is how a spider catches its prey.

I can label the parts of a Black Widow spider!

book we read was:

Do you like spiders? GRAPHING

spooky Spider Syllables

BONUS: task card game

spiders

spiders

SEPTEMBER PLANS

KINDERGARTEN all about apples PRINT & GO SUB PLANS

thank you for working in our class today!
WE APPRECIATE YOU ☆

Please complete the following assignments in the order decided on the "Daily Schedule" page of our September Information Page.

Most pages are self-instructing.

Apple Math Alphabet (L.F. 1.1) Write the letters of the alphabet on the lines provided. Use the pictures to help you.

Apple Math Numbers (L.F. 1.2) Count to ten with students in multiple ways. Jump ten times. Clap ten times. Can you help students make a group of ten oranges, friends, etc? After reviewing the numbers, most students in cutting and pasting the numbers in order from 1-10. You can also write numbers 1-10 on the board for students to see.

Apple Math Numbers (L.F. 1.3) On the back of this page, challenge students to write their numbers as high as they can count.

Apple Math Numbers (L.F. 1.4) Write letters and numbers on the board or chart paper.

Apple Math Numbers (L.F. 1.5) Write the numbers 1-10 on the board or chart paper. Call students up to write the numbers on the board. Have them write the numbers on their own paper. Have them write the numbers on their own paper. Have them write the numbers on their own paper. Have them write the numbers on their own paper.

Apple Math Numbers (L.F. 1.6) Write the numbers 1-10 on the board or chart paper. Call students up to write the numbers on the board. Have them write the numbers on their own paper. Have them write the numbers on their own paper. Have them write the numbers on their own paper.

Apple Math Numbers (L.F. 1.7) Write the numbers 1-10 on the board or chart paper. Call students up to write the numbers on the board. Have them write the numbers on their own paper. Have them write the numbers on their own paper. Have them write the numbers on their own paper.

Apple Math Numbers (L.F. 1.8) Write the numbers 1-10 on the board or chart paper. Call students up to write the numbers on the board. Have them write the numbers on their own paper. Have them write the numbers on their own paper. Have them write the numbers on their own paper.

Apple Math Numbers (L.F. 1.9) Write the numbers 1-10 on the board or chart paper. Call students up to write the numbers on the board. Have them write the numbers on their own paper. Have them write the numbers on their own paper. Have them write the numbers on their own paper.

Apple Math Numbers (L.F. 1.10) Write the numbers 1-10 on the board or chart paper. Call students up to write the numbers on the board. Have them write the numbers on their own paper. Have them write the numbers on their own paper. Have them write the numbers on their own paper.



**DETAILED
sub instructions**

APPLE-y UPPERCASE & lowercase Letters (A a)

APPLE MATH Numbers Name: _____ Cut and paste the numbers on the lines provided.

APPLE MATH Numbers Name: _____ I can write about SCHOOL! School backpack, play friend, apple.

APPLE MATH Numbers Name: _____ I can use my 5 senses to describe an APPLE. Taste, touch, hear, see, smell.

Apple Life Cycle FRUIT SEED BLOSSOM TREE SAPLING

Apple Life Cycle My Fabulous Self-Portrait

**BONUS:
task
card
game**

APPLES name: _____

1	2	3
4	5	6
7	8	9
10	11	12

APPLES name: _____

1	2	3
4	5	6
7	8	9
10	11	12

Task cards 1 and 2 showing apple illustrations.

KINDERGARTEN all about family PRINT & GO SUB PLANS

thank you for working in our class today!
WE APPRECIATE YOU ☆

Please complete the following assignments in the order decided on the "Daily Schedule" page of our September Information Page.

Most pages are self-instructing.

Families come in all different SHAPES and sizes. (L.F. 1.1) In this activity, students will be sorting all the shapes and all the sizes. All students will draw the names of their own shapes. EXCELLENT QUESTIONS TO ASK: Can anyone guess what we will be doing on the page? How are these shapes the same? How are these shapes different? How are these shapes the same? How are these shapes different? How are these shapes the same? How are these shapes different?

Our favorite Partner Reading Response (L.F. 1.2) Read a book to the whole class, then split students in to partners. All students can write about the same book! Explain to students that they will be drawing their FAVORITE part in the story and that they will color 3 stars if they LOVED the book, 4 stars if they LIKED the book, etc.

I can write about my family (L.F. 1.3) Have students draw a picture of their family in the box. Have students write or label their picture using the words in the word bank. Have students write or label their picture using the words in the word bank. Have students write or label their picture using the words in the word bank.

How I help out my family (L.F. 1.4) Ask about how each family works at home. Each person in the family has a "job" and/or ways they contribute to the family. Help students write about how family members help each other. Each student will illustrate one thing each family member does to help their family stay happy and healthy. Do they help clean? Cook? Exercise? etc.

Playing Science Observations (L.F. 1.5) Ask about each property (temperature, weight, etc.) and ask students to illustrate something that might be used to measure that property. For example, temperature, what is something hot? what is something cold? Students will draw a picture of their examples in each box. Have them write a sentence about their examples in each box. Have them write a sentence about their examples in each box.



**DETAILED
sub instructions**

My name _____
My partner _____
Title _____

HOW I HELP OUT MY FAMILY PARENTS

my family. I can identify and sort items by their properties. Temperature: cold, hot. Weight: heavy, light. Height: short, tall.

I see my family. see my family.

MY FAMILY PORTRAIT I can write about my family.

**BONUS:
task
card
game**

family pets name: _____

1	2	3
4	5	6
7	8	9
10	11	12

family pets name: _____

1	2	3
4	5	6
7	8	9
10	11	12

Task cards 1 and 2 showing dog and bird illustrations.

NOVEMBER PLANS

KINDERGARTEN
all about fall
PRINT & GO
SUB PLANS

thank you for working in our class today!
WE APPRECIATE YOU ☆

Please complete the following assignments in the order described on the "Daily Schedule" page.

Most pages on this binder are for Short Vowel Sounds.

Where do the MISSING VOWEL live?

What is MISSING?

Autumn trees Numbers Match

the OBSERVATIONS

Comparing and Contrasting

I can write about fall

There are 4 seasons in a year!



DETAILED
sub instructions

WHAT IS MISSING?

Autumn trees NUMBERS

the CHARACTERS

Comparing and Contrasting

Comparing and Contrasting

I can write about fall

What is MISSING?

There are 4 seasons in a year!

SHORT VOWEL

SHORT VOWEL

BONUS:
task
card
game

Autumn Diabli vowels

Autumn Diabli vowels

Autumn Diabli vowels

KINDERGARTEN
all about pumpkins
PRINT & GO
SUB PLANS

thank you for working in our class today!
WE APPRECIATE YOU ☆

Please complete the following assignments in the order described on the "Daily Schedule" page.

Most pages on this binder are for Short Vowel Sounds.

Where do the MISSING VOWEL live?

What is MISSING?

Perfectly PUMPKIN Ending Sounds

the COOLEST PUMPKIN EVER!

The Life Cycle of a Pumpkin

Pumpkin Bread Recipe



DETAILED
sub instructions

PERFECTLY PUMPKIN Ending Sounds

PICKING THE PERFECT PUMPKIN

THE COOLEST PUMPKIN EVER!

My pumpkin

PUMPKIN BREAD RECIPE

CYCLE OF A PUMPKIN

THE LIFE CYCLE OF A PUMPKIN

THE COOLEST PUMPKIN EVER!

BONUS:
task
card
game

pumpkin-NUMBER LINES

pumpkin-NUMBER LINES

BONUS PLAN!

HOLIDAYS AROUND THE WORLD

THE WORLD

KINDERGARTEN

holidays around the world

PRINT & GO SUB PLANS



BONUS:
task card
game

thank you for working in our class today!
WE APPRECIATE YOU 😊
Please complete the following assignments in the order described on our:
DAILY SCHEDULE
Most pages are self-explanatory and provide details at the top of the page.
Instructions and tips:

UNIT 1: CHRISTMAS IN THE U.S.A.
Offer students find the Christmas words in the word search, help students find and write the first 10 letters they see (going left to right and top to bottom). They will write these letters in the top boxes at the bottom of the page to reveal one more Christmas item. **ANSWER KEY**

UNIT 2: DIWALI
U.S.A. passport stamp in the corner of this a how Diwali is celebrated in it is also celebrated all over the world. **EARLY FINISHERS:** On the back of the page they know from the work meaning of Christmas word, please write...

UNIT 3: CHINESE NEW YEAR
On this page, students will draw a dragon and write a few sentences about what they would have their dragon do and write their own story about what you are writing. After writing, students will take it in their passport book.

MAKE A QADAP
A grid-based activity with colorful icons like butterflies and leaves.

HANUKKAH
I have a little nut out of clay
And when it oh dreidel I
Oh, dreidel,
made you o
And when y
ready, oh di

Color all the vowels
Circle THREE rhym
Color all the COIN
Underline all the G
Circle the word DREIDEL with a GREEN crayon

CHRISTMAS in the U.S.A.

LAS POSADAS: MEXICO

EL F C G
Y O R N
C O O K
G I N G
X Y S W
T E A F
R N N P
E O T P
E W A S
L I G H

FIND THESE CH
SANTA CAROL PI
TREE ORNAMENT
GINGERBREAD RE

Color code: 6 YELLOW 12 RED
3 BLUE 9 GREEN 15 PINK

MY DRAGON DANCE: CHINA

TITLE: _____
AUTHOR: _____

1
3

MY FAVORITE PART: _____

All About DIWALI

DAY 1: Describe each of the holidays.
DAY 2: Describe how you would celebrate the holiday.
DAY 3: Describe how you would celebrate the holiday with a friend.
DAY 4: Describe how you would celebrate the holiday with a family member.
DAY 5: Describe how you would celebrate the holiday with a community member.

CHRISTMAS in AUSTRALIA

BONUS ACTIVITY: CREATE A HOLIDAY BANNER

On my holiday, I would eat it:

My holiday celebrates:
happiness
friendship
Family



JANUARY PLANS

KINDERGARTEN
all about winter
PRINT & GO
SUB PLANS

thank you for working in our class today!
WE APPRECIATE YOU ☆

Please complete this Schedule by _____
Most pages are _____
ms

WRITE COLOR CODE Start "s" 1.1.1.5

Daily work 1.1.1.5

SNOW RUSH FOR Subtracting Snowman Stories 1.1.1.2.2

LET IT SNOW Watch the Equation 1.1.1.2.2

IT'S A NEW YEAR Playing Tools 1.1.1.2.2

TRACING PREDICTING 1.1.1.2.2

NEW YEARS EVE 1.1.1.2.2

SNOWFLAKE LIFE CYCLE 1.1.1.2.2

LIQUID, SOLID, OR GAS? 1.1.1.2.2

DETAILED sub instructions

WINTER COLORS

LET IT SNOW! Match the Name: _____ Date: / / Title: _____

NEW YEARS EVE VS CHINESE NEW YEAR

SNOWFLAKE LIFE CYCLE

Liquid, Solid, or Gas?

LIQUID

SOLID

GAS

WATER VAPOR

CLOUD

SNOW

BONUS:
task card game

what's right? BOSSY "r" words

31	32	33
c_ke_h_se	r_ke_w_v	f_be_n_te
h_de_d_ve_p_k		

what's right? BOSSY "r" words

34	35	36
37	38	39
40	41	42
43	44	45

KINDERGARTEN
all about Martin Luther King Jr.
PRINT & GO
SUB PLANS

thank you for working in our class today!
WE APPRECIATE YOU ☆

Please complete this Schedule by _____
Most pages are _____
ms

WRITE COLOR CODE Start "s" 1.1.1.5

Daily work 1.1.1.5

SOUNDING THE "WAZZ" 1.1.1.2.2

ALL ABOUT CHARACTER 1.1.1.2.2

ALL ABOUT MARTIN LUTHER KING JR. 1.1.1.2.2

I CAN WRITE ABOUT A HERO 1.1.1.2.2

I HAVE A DREAM 1.1.1.2.2

DETAILED sub instructions

LONG OR SHORT Colorful vowels

ADDING

I HAVE A DREAM

ALL ABOUT CHARACTER

All About Martin Luther King Jr.

WHO WAS GEORGE WASHINGTON CARVER?

I CAN WRITE ABOUT A HERO

ADDING

BONUS:
task card game

what's right? ADDITION to 5

M	N	O
3 4 5 2	1 5 2 4	5 4 1 2 4
0 3 2 3 1		

what's right? ADDITION to 5

2 + 1 =

3 + 2 =

BONUS PLAN!

ARCTIC ANIMALS

KINDERGARTEN

all about Arctic animals

PRINT & GO SUB PLANS



thank you for working in our class today!

WE APPRECIATE YOU!

Please complete the following assignments in the class DAILY SCHEDULE!

Most pages are self-explanatory and provide detailed instructions and tips:

Amazing Arctic Animals
Write WHAT WE KNOW ABOUT ARCTIC ANIMALS words in the word bank at the bottom of the page on those animals. Write their responses on the back never heard of on the far of animal words? Next, on the left, write them correctly in the second box, and if from the Arctic animal word and its matching picture DIFFERENT color to connect each set of dots. This way matches. Last, ask students what animal word they use ANSWER SHEET. Ask students to write the word on it bottom right corner. Read about this fun fact to study EARLY FINISHERS. Challenge students to draw on the back of this page. What animals would be seen on the sky or on land? Ask students to draw as many as their Arctic scene.

UNICORN OF THE SEA ANSWER
Review a few simple addition problems with the class by writing the following equations (and a number line from 0-10) on the board: 2+4= 4+3= 3+2= 4+3= Ask students to explain how they can figure out each answer. Can they? Draw a picture? Use a number line? On the page, students of the addition problems and then color each box according to its number by solving and coloring a few boxes with students left to work independently on the page. After students have finished color-write the letters seen in the YELLOW boxes from TOP to BOTTOM of the animal also known as the UNICORN OF THE SEA. ANSWER: Discuss why the nickname might make sense! Feel free to remind students NARWHAL looks like by showing them the picture card from the movement game. EARLY FINISHERS: Challenge students to think about what they had a long tooth on the front of their body for? The "tooth" as a fun fact really is! It is just an overgrown tooth on the body! Ask students to write and draw about what they would do with on the back of this page.

ARCTIC MOOSE Counting for food
BREAK BETWEEN WORKSHEETS: Ask students to stand up and jump from 1-50 moving in different ways. Can students hop like a kangaroo, they hold a plank position counting from 1-50? Other movements: skipping, swaying legs, touching toes, sit-ups, etc. Continue moving as students have had a good movement break! —before starting this page, write numbers 1-50 on the board in a number and instead put a circle where the missing number goes. Can figure out what number goes into the circle? EXAMPLE: 1 2 3 4 5 6 7 8 9 10 11 12 13 14 15 16 17 18 19 20 21 22 23 24 25 26 27 28 29 30 31 32 33 34 35 36 37 38 39 40 41 42 43 44 45 46 47 48 49 50

MOVING LIKE ME: ARCTIC ANIMALS
Play the MOVE LIKE ME cards before or after playing if you like. Explain the following to students: The teacher will get out of the MOVE LIKE ME cards face down on the table. The student to come up and flip one card around. This card shows (hop, fly, crawl, etc.) and demonstrate how to move. The student will stand up and make a loop around the table and back to the carpet and at back down. Continue until all cards are used, and acting like Arctic animals. Students can use these numbers as a reference to help them. On the back, students will explain how they would use these numbers.

MICROWORDS
CVC WORDS: Write the words in the boxes. Students will write the words in the boxes. Students will write the words in the boxes. Students will write the words in the boxes.

BONUS:
task card game

UNICORN OF THE SEA?
Review a few simple addition problems with the class by writing the following equations (and a number line from 0-10) on the board: 2+4= 4+3= 3+2= 4+3= Ask students to explain how they can figure out each answer. Can they? Draw a picture? Use a number line? On the page, students of the addition problems and then color each box according to its number by solving and coloring a few boxes with students left to work independently on the page. After students have finished color-write the letters seen in the YELLOW boxes from TOP to BOTTOM of the animal also known as the UNICORN OF THE SEA. ANSWER: Discuss why the nickname might make sense! Feel free to remind students NARWHAL looks like by showing them the picture card from the movement game. EARLY FINISHERS: Challenge students to think about what they had a long tooth on the front of their body for? The "tooth" as a fun fact really is! It is just an overgrown tooth on the body! Ask students to write and draw about what they would do with on the back of this page.

ARCTIC MOOSE Counting for food
BREAK BETWEEN WORKSHEETS: Ask students to stand up and jump from 1-50 moving in different ways. Can students hop like a kangaroo, they hold a plank position counting from 1-50? Other movements: skipping, swaying legs, touching toes, sit-ups, etc. Continue moving as students have had a good movement break! —before starting this page, write numbers 1-50 on the board in a number and instead put a circle where the missing number goes. Can figure out what number goes into the circle? EXAMPLE: 1 2 3 4 5 6 7 8 9 10 11 12 13 14 15 16 17 18 19 20 21 22 23 24 25 26 27 28 29 30 31 32 33 34 35 36 37 38 39 40 41 42 43 44 45 46 47 48 49 50

MOVING LIKE ME: ARCTIC ANIMALS
Play the MOVE LIKE ME cards before or after playing if you like. Explain the following to students: The teacher will get out of the MOVE LIKE ME cards face down on the table. The student to come up and flip one card around. This card shows (hop, fly, crawl, etc.) and demonstrate how to move. The student will stand up and make a loop around the table and back to the carpet and at back down. Continue until all cards are used, and acting like Arctic animals. Students can use these numbers as a reference to help them. On the back, students will explain how they would use these numbers.

MICROWORDS
CVC WORDS: Write the words in the boxes. Students will write the words in the boxes. Students will write the words in the boxes. Students will write the words in the boxes.

3 THINGS I
What is happening to the POLAR BEAR?
Polar bears use the ice to hunt for seals. Unfortunately, lots of ice in the Arctic has been melting. Less ice makes it harder for polar bears to find food.
Because there is less ice, polar bears go ashore more often. The shore is where humans live and work. This can be dangerous for the humans and the polar bear!
Because there is less ice, there is more usable water in the sea for boats to travel through the Arctic. If these boats leak oil into the water, it can hurt or kill the animals living there, including polar bears.
Scientists have also discovered that with less ice, there is less algae. The important algae grows under the ice. This is the algae that feeds fish. These fish feed seals and these seals feed the polar bears. So, less algae means less food for polar bears!

ARCTIC OR DESERT?
Name: _____
They live in the ARCTIC. They live in the DESERT.

ARCTIC ANIMALS
ARCTIC HARE, ARCTIC FOX, BELUGA, HARP SEAL, MUSKY, LEMMING, MOOSE, NARWHAL, POLAR BEAR, PUFFIN, REINDEER, SNOWY OWL.

Amazing Arctic
Name: _____
unscramble it write it
ukhsy, ruwals, ffnpu, belaug, mmings, osome, valnaru, lsae, husky lem, narwhal, beluga, walrus seal

All About Arctic
Read the text and write the words in the boxes.
Most owls go to bed during the day and hunt at night, but the snowy owl hunts during the day.
Puffins dig a hole in the ground to build a nest for their eggs.
Arctic hares are really fast! They can run up to 40 miles an hour!
Walrus are big animals! Boy walrus are twice as big as girl walrus!

UNICORN OF THE SEA
Name: _____
3-BLUE 4-RED 5-Y
3+1= 2+2=, 1+4= 0+3=, 3+0= 2+1=, 2+1= 4+1=, 3+2= 2+2=, 1+2= 4+0=

ARCTIC MOOSE: Counting
Name: _____
1 2 3 4 5 6 7 8 9 10 11 12 13 14 15 16 17 18 19 20 21 22 23 24 25 26 27 28 29 30 31 32 33 34 35 36 37 38 39 40 41 42 43 44 45 46 47 48 49 50

IF I WERE AN ARCTIC ANIMAL
Check the box of the Arctic animal you would most like to be. Write (and draw) what you think you would do and out if you were this animal. Why did you pick this animal? Write your answers below.

THIS BOOK IS ABOUT 3 THINGS I
Name: _____

ARCTIC OR DESERT?
Name: _____
They live in the ARCTIC. They live in the DESERT.

ARCTIC ANIMALS
puffin, harp seal, snowy owl, musky, arctic fox, reindeer, beluga, narwhal, moose, lemming, hare.

MARCH PLANS

KINDERGARTEN
all about luck
PRINT & GO
SUB PLANS

thank you for working in our class today!
WE APPRECIATE YOU ☆

Please complete the following assignments in the order decided on the "Daily Schedule" page of this sub plan.

Most pages are self-instructing.

Word
Spin, Read & Color
L.S. 1.3.3

Lucky Charms & Colors
L.S. 1.3.3

What TREASURE did the leprechaun find?
1000.00.1

Why do FROGS like St. Patrick's Day?
1000.00.2

All About St. Patrick's Day
1000.00.3

All About Rainbows
1000.00.4

The RAINBOW we found
1000.00.5

How to Catch a Leprechaun
1000.00.6



DETAILED
sub instructions

Lucky Words: Spin, Read, & Color

Lucky Charms & Colors: "write"

Why do FROGS like St. Patrick's Day?

All About St. Patrick's Day

How to Catch a Leprechaun

All About Rainbows: True or False Sort

What TREASURE did the leprechaun find?

BONUS:
task
card
game

lucky letters

CHALLENGE CARDS TOOL!

sheep 60
white 61
wheel
shut

KINDERGARTEN
all about baby animals
PRINT & GO
SUB PLANS

thank you for working in our class today!
WE APPRECIATE YOU ☆

Please complete the following assignments in the order decided on the "Daily Schedule" page of this sub plan.

Most pages are self-instructing.

Word
Read & Graph
L.S. 1.3.3

Baby Animals
Read & Color Code
L.S. 1.3.3

How many eggs did she lay?
1000.00.1

MOMMY MAMMALS
1000.00.2

If I had a baby
1000.00.3

Baby Animal Rules
1000.00.4

It's Time for Spring
1000.00.5

The Life Cycle of a Chicken
1000.00.6



DETAILED
sub instructions

WORDS MAKE AN EGG

MOMMY MAMMALS

How many eggs did she lay?

The Life Cycle of a Chicken

How many eggs did she lay?

BONUS:
task
card
game

ADDITION OR SUBTRACTION

ADDITION OR SUBTRACTION

ADDITION OR SUBTRACTION

APRIL PLANS

KINDERGARTEN all about plants PRINT & GO SUB PLANS



**DETAILED
sub instructions**

thank you for working in our class today!
WE APPRECIATE YOU ☆

Please complete the following assignments in the order listed on the "Daily Schedule" page of our Garden Information Table.

Graphing My Garden
12.1.15

Our Brains Are Growing
12.1.16.1

How to Grow a Garden
12.1.17.1

Plant Life Cycle
12.1.18.1

where in the world do these plants grow?
12.1.19.1

magic "o" seeds!
Read, Add, and Draw. Share "o" words.

Graphing My Garden
Reading Work with Sentences

My Gorgeous Garden
COLOR BY SUN

Our Brains Are Growing
Read, Color, and Draw

How to Grow a Garden

Plant Life Cycle
Cut & Paste

where in the WORLD do these PLANTS grow?
Read, Color, and Draw

plant
seedling

**BONUS:
task
card
game**

growing numbers
HMS Add and OMS

growing numbers
HMS Add and OMS

growing numbers
HMS Add and OMS

growing numbers
HMS Add and OMS

KINDERGARTEN all about earth PRINT & GO SUB PLANS



**DETAILED
sub instructions**

thank you for working in our class today!

Please complete the following assignments in the order listed on the "Daily Schedule" page of our Earth Information Table.

How We Can Help the Earth
12.2.1.1

How We Can Save the Earth
12.2.2.1

The Earth is Full of Nouns
12.2.3.1

Three Ways I Can Help Protect Planet Earth
12.2.4.1

The Layers of the Earth
12.2.5.1

I Can Save the Earth
12.2.6.1

Three Fun Facts
12.2.7.1

How We Can Help the Earth
We can help the Earth by solving problems.

MARKING TEN
Changing the Earth by Solving Problems

The Earth is Full of Nouns
INFLECTED ENDINGS

The LAYERS of the earth

Can Save the Earth

MARKING TEN
Changing the Earth by Solving Problems

MARKING TEN
Changing the Earth by Solving Problems

MARKING TEN
Changing the Earth by Solving Problems

**BONUS:
task
card
game**

earthly nouns
SINGULAR OR PLURAL?

earthly nouns
SINGULAR OR PLURAL?

earthly nouns
SINGULAR OR PLURAL?

earthly nouns
SINGULAR OR PLURAL?

earthly nouns
SINGULAR OR PLURAL?

MAY PLANS

KINDERGARTEN all about insects PRINT & GO SUB PLANS



**DETAILED
sub instructions**

thank you for working in our class today!
WE APPRECIATE YOU ☆

Here are the following assignments in the order detailed on the "Daily Schedule" page of our Sub Plans Information Table.

Search ending true or false Equations
This activity involves the use of four boxes to get students started and you also choose to partner students as regulars to complete this page. Once they are done, an insect will be revealed. A butterfly! Student will write below the blank box and take a guess for the answer. Teacher chooses student guesses and then reveals the answer. Fair play! Students take turns with four.

Make a 2-D Shape Insect
This activity involves the use of four boxes to get students started and you also choose to partner students as regulars to complete this page. Once they are done, an insect will be revealed. A butterfly! Student will write below the blank box and take a guess for the answer. Teacher chooses student guesses and then reveals the answer. Fair play! Students take turns with four.

What is the world they live in?
This activity involves the use of four boxes to get students started and you also choose to partner students as regulars to complete this page. Once they are done, an insect will be revealed. A butterfly! Student will write below the blank box and take a guess for the answer. Teacher chooses student guesses and then reveals the answer. Fair play! Students take turns with four.

The coolest fact I learned
This activity involves the use of four boxes to get students started and you also choose to partner students as regulars to complete this page. Once they are done, an insect will be revealed. A butterfly! Student will write below the blank box and take a guess for the answer. Teacher chooses student guesses and then reveals the answer. Fair play! Students take turns with four.

CATCH THOSE SIGHT WORDS! Bug Collection
where ed who for what some
where where what what
what WHAT who who

MAKE MATCH: Buggy Sight Word Sentences
I am not an insect.
I have eight legs.

Make a 2-D Shape Insect!
The coolest fact I learned:
The shapes I used were:
triangles
squares
rectangles
circles

If I was an INSECT

INSECT OR NOT?
snail grasshopper slug butterfly spider worm ant

What is the world they live in?
In Thailand, fried bugs, such as grasshopper, are commonly served as snacks.
In Brazil, their favorite bug snack is a queen ant. They collect them, remove their wings, and then dip them in chocolate. They say it tastes like meat!
In Mexico, people love eating fried caterpillars and candy covered worms.

**BONUS:
task
card
game**

2-D Shapes
Draw the shape.
How many sides?

2-D Shapes
Draw the shape.
How many sides?

2-D Shapes
Draw the shape.
How many sides?

KINDERGARTEN all about the military PRINT & GO SUB PLANS



**DETAILED
sub instructions**

thank you for working in our class today!
WE APPRECIATE YOU ☆

Here are the following assignments in the order detailed on the "Daily Schedule" page of our Sub Plans Information Table.

A Soldier Named Shame
When Shame was a boy, he was short and shy. He had one wish. He wished that he...

Protect the Punctuation! Defend CAPITALIZATION
the air force protects us in the air

The MILITARY works together
Addend 1 + Addend 2 = Sum

QUALITY SOLDIERS: Shape
Name: _____

Dear Soldier,

ARMY OR NAVY: Fact Sort

SCIENTISTS IN THE MILITARY?
Some soldier scientists help test the water, air, and land for bacteria in order to keep others safe.
Some soldiers study Oceanography. These soldier scientists might study how melting polar ice can affect the safety of the Navy's mission.
Some of these scientist soldiers build robots and some even pilot underwater vehicles.

A Soldier Named Shame
When Shame was a boy, he was short and shy. He had one wish. He wished that he...

Protect the Punctuation! Defend CAPITALIZATION
the air force protects us in the air

The MILITARY works together
Addend 1 + Addend 2 = Sum

QUALITY SOLDIERS: Shape
Name: _____

Dear Soldier,

ARMY OR NAVY: Fact Sort

SCIENTISTS IN THE MILITARY?
Some soldier scientists help test the water, air, and land for bacteria in order to keep others safe.
Some soldiers study Oceanography. These soldier scientists might study how melting polar ice can affect the safety of the Navy's mission.
Some of these scientist soldiers build robots and some even pilot underwater vehicles.

**BONUS:
task
card
game**

2-D Shapes
Draw the shape.
How many sides?

2-D Shapes
Draw the shape.
How many sides?

2-D Shapes
Draw the shape.
How many sides?

BONUS CHALLENGE GAME TOOL

JUNE PLANS

KINDERGARTEN
all about ocean animals
PRINT & GO
SUB PLANS

thank you for working in our class today
WE APPRECIATE YOU ☆

Please complete the following assignments in the order decided on the "Daily Schedule" page of our Subplans Information Folder.

Color to Compare
Which ocean animal had the most colorful spots?

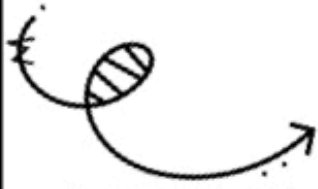
Read & Match
Read each of the sentences and match them to the correct animal in the box to the right.

Color to Compare
Which ocean animal had the most colorful spots?

Ways to Make 10
A SHARK FEELING FIZZY BEACH?

The Life Cycle of a Shark
Stage 1: Egg
Stage 2: Hatching
Stage 3: Juvenile
Stage 4: Adult
Stage 5: Adult lays eggs

How do HUMANS affect sea life?



DETAILED
sub instructions

Read & MATCH: Sea Life Signs Word Sentences

ph says /f/? That is so FISHY!

COLOR TO COMPARE: CREATED

Ways to Make 10: A SHARK FEELING FIZZY BEACH?

THE LIFE CYCLE OF A SHARK

HOW DO HUMANS AFFECT SEA LIFE?

BONUS:
task
card
game

MAKE TEN PADDLES

MAKE TEN PADDLES

MAKE TEN PADDLES

KINDERGARTEN
all about camping
PRINT & GO
SUB PLANS

thank you for working in our class today
WE APPRECIATE YOU ☆

Please complete the following assignments in the order decided on the "Daily Schedule" page of our Subplans Information Folder.

LET'S GO CAMPING!

My Math is on Fire!

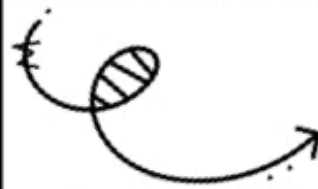
How to Roast the Perfect Marshmallow

Let's Go Camping

My Math is on Fire!

How to Roast the Perfect Marshmallow

Let's Go Camping



DETAILED
sub instructions

We Will Go Camping This Summer!

LET'S GO CAMPING!

CAMPING IN THE UNKNOWN! ... Make 10!

My Math is on Fire!

I Can Identify the Sequence!

How to Roast the Perfect Marshmallow

Let's Go Camping! Fish & Follow the Map

The Truth Behind the Campfire


BONUS:
task
card
game

MAKE TEN PADDLES

MAKE TEN PADDLES

MAKE TEN PADDLES

AS SEEN, MY TASK
CARD BUNDLE IS
INCLUDED IN THIS PACK!



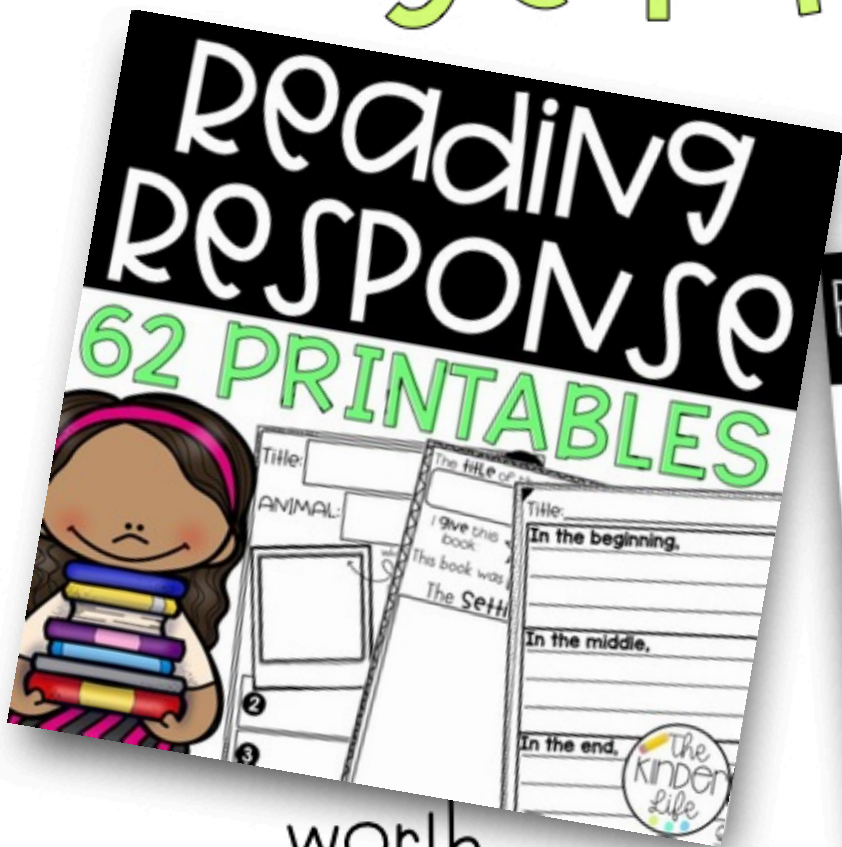
→ **FOR FREE!**

worth

\$28.50

INCLUDES 21
DIFFERENT TASK
CARD GAMES!

OTHER THINGS YOU
GET FOR FREE!



worth
\$4.00



worth
\$3.00

PLUS



AWARD
TAGS