

DETAILED Substitute Instructions

thank you for working in our class today!

Please complete the activities described on these pages. Most pages are self-explanatory. If any pages DO NOT have a space for instructions, please refer to the teacher's instructions.

If any pages DO NOT have a space for instructions, please refer to the teacher's instructions.

READING PAGES
"I like my family."
"I see my family."
Write, Draw, Cut, & Paste
LA RF.K.3d

Read the sign each word a certain word top. You can Students will TIP: For stru trace over if they will dra the words in to draw a pi together on go with their **TAKE A B the carpet a on the board words. Cour stamp for ed

Families come in all different SHAPES and colors.
MATH KGA.2

Before stud them on the students trac at the top of be complete to color the to color one the triangles, the classroom on the back How many t

Families come in all different SHAPES and sizes.
MATH K.G.A.2

BREAK BETWEEN WORKSHEETS: Call students to the carpet to discuss the different pets each family has. Help students create a graph about this on poster paper on the board. Discuss **DIFFERENT** sizes of each animal pet.
On this page, students will be sorting all the triangles and squares. Ask students if they know the names of the shapes. **EXCELLENT QUESTIONS TO ASK: Can anyone tell me what will be doing on this page? How are these shapes the same? How are these shapes different? Before cutting and pasting, students color all the triangles BLUE and all the squares RED.
EARLY FINISHERS: Challenge students to draw a picture of their family in order from tallest to shortest on the back of this page.

My favorite Part
READING RESPONSE
EL.K.1

"If I have left you a book, please read this to the class. If I have not left you a book for this activity, please pick a book from our classroom library. **BONUS POINTS** if you read a book about a family."
Read a book to the whole class, then split students into small groups to discuss their favorite parts of the story. Explain to students that they will be drawing their FAVORITE part in the story. Students will color 5 stars if they LOVED the book, 4 stars if they liked the book...etc.
Write the TITLE on the board. When everyone is finished, call students to the carpet and ask if anyone would like to share their drawings.
EARLY FINISHERS: On the back of this page, challenge students to draw a picture of the part of the story they liked the most.

I can write about my family.
WRITING W.K.2

Instruct students to draw a picture of their family in the blank box. **INVITE** students to attempt writing or labeling their family members' names in the WORD BANK. Please read and review the word bank to students. Ask students if any family members are missing. Examples: aunt, uncle, etc. Write their answers in the blank box and tell students to write any other words from the word bank they want to use in the BLANK box on their page. Also, write sentence stems to use such as "I like..." or "I see..." on the board and give a couple examples. Ask students to write sentences they can copy encourage writing in the blank box.
EARLY FINISHERS: Challenge students to draw a picture of a family member's favorite food on the back of this page.

How I Help Out My Family
SS/Speaking & Listening
SL.K.6

Talk about how each family works as a team. Each person in the family has a "job" and/or ways they contribute to the family. Help students brainstorm ways that family members help each other. Each student will illustrate one thing each family member does to help their family stay happy and healthy. Do they help clean? Cook? Entertain siblings? Etc.
EARLY FINISHERS: On the back of this page, challenge students to draw about what they are going to do to help their family when they become an adult. Will they visit their parents often? Will they help clean their parent's house? Treat their parents to nice dinners at a restaurant?

Making Science Observations:
Sorting by Properties

"If I have left a bag of items to sort, have a discussion on the carpet about the items in the bag before illustrating this page. If I have NOT left a bag of items, start by brainstorming a list of things you would see in a house. Next, talk about each property (temperature, weight, etc.) of each item.
Help students discuss ideas of items for each property listed on this page and assist them in drawing pictures in each box. Ask students to help brainstorm something they might find at their house that fits under each property. For example, temperature: What is something hot? What is something cold? Students will draw a picture of their examples in each box.
EARLY FINISHERS: Challenge students to draw a map of how they get home from school on the back of this page. What tall things do they pass on their way home? What light colored things do they see? If time, give students who would like to share their maps a chance to share with the class.

BONUS PAGE
MY FAMILY PORTRAIT

Ask students what they do for fun with their families. Next, students will draw a picture of their family doing something FUN together.

- How to introduce each activity
- Tips for completing each activity
- Ideas for EARLY FINISHERS
- Extension ideas for after

BONUS CIRCLE TIME ACTIVITY!

After students complete this page, the substitute can gather students on the carpet to discuss their family's likes and dislikes!

All About My FAMILY

Color all the things your family LIKES.
Cross out all the things your family DOESN'T like.









Name: _____

Language Arts Activities

BEGINNING LETTERS: Family Members

Name: _____

Draw a line from each family member to the matching beginning letter. Next, draw a picture of your family from oldest to youngest.

 dad	●	●	B
 mom	●	●	D
 sister	●	●	G
 brother	●	●	M
 grandpa	●	●	S
 grandma	●	●	G

My FAMILY in order from OLDEST to YOUNGEST:

I see my family.

LA RF K.3D

Trace it.

I see my family.

Write it.

Draw it.

Paste it.

I see my family.

my I family. see

Math Activities


Families come in all different **SHAPES** and colors!

Color each shape the following colors:



red

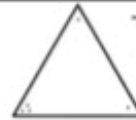
green



Families come in all different **SHAPES** and sizes.

Name: _____

Cut & paste each shape into its correct box.



TRIANGLE

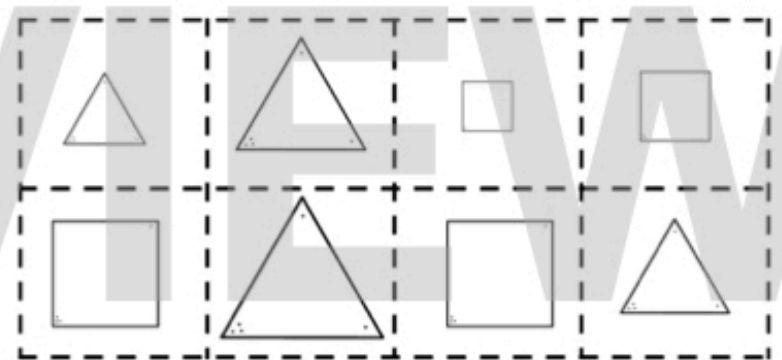
SQUARE



PREVIEW



MATHKGAZ



Writing

Reading Response

I can write about my family.

Name: _____



mom



dad



grandma



grandpa



sister



brother

PREVIEW

PREVIEW



NAME: _____

Title: _____

My **favorite** part was...

PREVIEW



I give this book:



HOW I HELP OUT MY **FAMILY**

PARENTS

GRANDPARENTS



ME


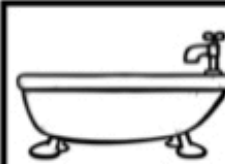
**SIBLINGS, COUSINS,
or NEIGHBORS**



I CAN identify ITEMS BY THEIR **properties**.

Weight: Color the **HEAVY** one **ORANGE** and the **LIGHT** one **YELLOW**

DRAW something else you see in a house that is **HEAVY** in the empty box.



Things you
might find in
a family's
house

Temperature: Color the **HOT** one **RED** and the **COLD** one **BLUE**

DRAW something else you see in a house that is **COLD** in the empty box.



Texture: Color the **BUMPY** one **BLACK** and the **SMOOTH** one **GREEN**

DRAW something else you see in a house that is **SMOOTH** in the empty box.



Length: Color the **LONG** one **PINK** and the **SHORT** one **PURPLE**

DRAW something else you see in a house that is **LONG** in the empty box.



BONUS PAGE!

MY FAMILY PORTRAIT

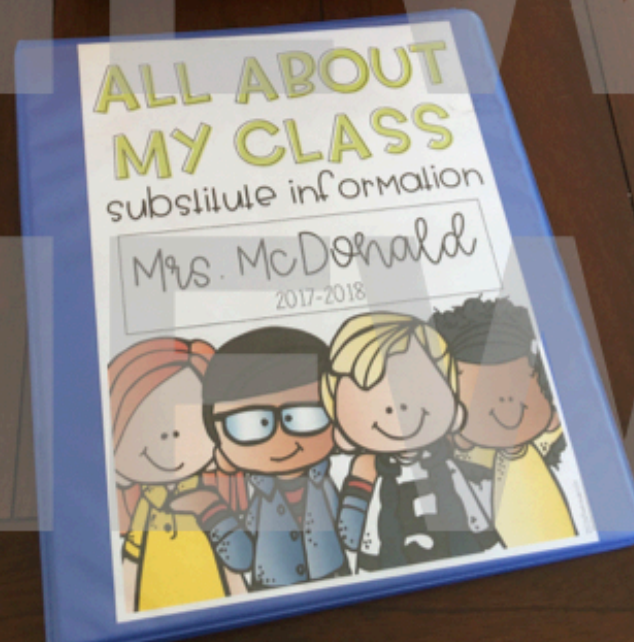


My name:



©2014 The Kinder Life

PLUS!! EDITABLE SUB
INFORMATION BINDER







BONUS: TASK CARD GAME INCLUDED


family pets dog, fish, cat, or bird

Using each numbered task card, circle the beginning letter of the animal on each task card to identify each.

name: _____

1	D	F	2					
	C	B						
4	D	F	5					
	C	B						
7	D	F	8	D	F	9	D	F
	C	B		C	B		C	B
10	D	F	11	D	F	12	D	F
	C	B		C	B		C	B

©2017TheKinderLife



family pets dog, fish, cat, or bird

Using each numbered task card, color the animal that each family member has as a pet.

name: _____

1			2			3		
								
4			5			6		
								
			9					
								
			12					
								

©2017TheKinderLife

