


# APRIL JOURNAL

**APRIL** **Print & Go**

Pictorial Vocabulary, Goal Posters, Stamina Tracker, & MORE

**Theme: Non-Fiction, Expository, & Persuasive**

**Writing Journals**



©2016 theKinderLife

## April: HOW DO I USE THIS PRODUCT?

Pages 3-6: These are the GOAL posters. These goals are used on the bottom of each journal page. Use these posters to introduce or teach each goal.

Page 7-8: This is the month's journal cover should you choose to put these pages in a journal. Page 7 is a journal cover without a month's name if you want to use this journal more flexibly.

Page 9: This is the writing stamina page. Your students can use this page to track their writing stamina throughout the month!

Page 10: Use this page for students to write down the correct spelling of challenging words they like to frequently use!

Pages 11-35: These 25 pages (and the pictorial vocabulary) cover 3 areas related to the monthly theme. April's three themes are expository, persuasive, and non-fiction. Each page also has the four goals listed at the bottom. Teach students to bubble in each circle if they achieve this goal while writing. They will also use the curved rectangle in the top right hand corner to write the date each day.

### Page themes:

Pages 11-22: "All About the \_\_\_\_\_" Expository Writing

Pages 23-30: Opinion/Persuasive Writing

Pages 31-35: "My Favorite \_\_\_\_\_" Non-Fiction Writing (writing about one's own real experience)

Page 36: Blank Page (with goals at the bottom)- You can use this optional page to have students extend their story beyond one page (I just make copies and add them to the journal when needed), let students create their own story/theme, etc.

Pages 38-63: Journal pages with a head, middle, and foot line.






If these journals create success in your classroom, please check out my YEAR-LONG BUNDLE! Each journal is applicable to a typical kindergartener's writing needs during that month of the school year. For example, September's journal involves labeling, only one line for writing, etc. For more information about how each journal pack changes each month, check out this HUGE, \$\$\$ SAVING BUNDLE in my store.

# TEACHER INSTRUCTIONS

ENJOY!  
er Life

# GOAL POSTERS

\*APRIL'S GOALS BUILD ON  
MARCH'S GOALS

<p>A shark has fins. <b>EXPERIENCE</b> <b>FACT</b> ← I saw a shark at the aquarium. Sharks are cool! →</p> <p><b>NEW for APRIL</b></p>  <p>I can use <b>real facts, experiences, &amp; opinions</b> in my writing.</p>	<p>I saw a big cat. That cat was scary! Did you see that cat t</p> <p>! ?</p> <p>I can use the correct <b>punctuation</b> at the <b>end</b> of each sentence.</p>	<p> → f-r-o-g</p>  <p>I can <b>stretch</b> out <b>sounds</b> in each word.</p>	<p>I see the sun.  I see the <b>bright, hot</b> sun.</p>  <p>I can use "glittery" <b>descriptive adjectives</b> to <b>describe nouns</b> in my story.</p>
--	---	---	--




# JOURNAL COVERS

-Use in APRIL  
OR  
-Use during ANY month

My  
Writing  
Journal

Author: \_\_\_\_\_



My  
April  
writing  
Journal


Author: \_\_\_\_\_

—Additional Page—  
FOR STUDENTS TO  
BUILD THEIR OWN  
PICTURE DICTIONARY

## Words I Like to Use

Use this page to write words that you like to use. Ask your teacher to help you spell the words you want to add. Above the word, draw a picture so that you remember the words you have added.


©2014, Mrs. Helen Lyle



# WRITING STAMINA GRAPH

# WRITING PAGES

## Our Writing Stamina









Each time you write in this journal, color in a box for each minute you continue writing.  
Pick a different color each day to see your growth throughout the month!












©2014 The Literacy Life

\*two different  
Lined versions  
of EACH PAGE\*

All About the Ocean

 scuba diver	 lobster	 seahorse	 submarine
			

All About the Ocean

 scuba diver	 lobster	 seahorse	 submarine
			

©2014 The Literacy Life



# JOURNAL PAGES

All About the Ocean

\_\_\_\_ - \_\_\_\_ - \_\_\_\_

All About the Weather

\_\_\_\_ - \_\_\_\_ - \_\_\_\_

Students will write about a TOPIC using the title and specific vocabulary words on each page.



scuba diver




lobster



seahorse



submarine



storm



tornado



lightning



snowflake



# JOURNAL PAGES

All About the Desert

\_\_\_\_ - \_\_\_\_ - \_\_\_\_

Large empty box for drawing or writing.

Five horizontal lines for writing.



All About My Friends

\_\_\_\_ - \_\_\_\_ - \_\_\_\_

Large empty box for drawing or writing.

Five horizontal lines for writing.



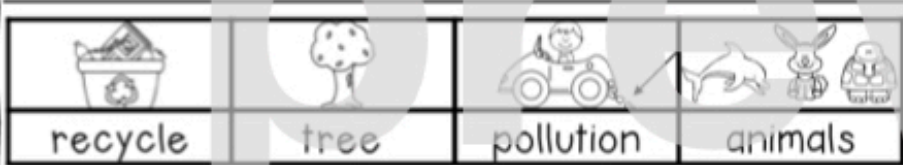
# JOURNAL PAGES

All About the Earth

\_\_\_\_ - \_\_\_\_ - \_\_\_\_

Large empty box for drawing or writing.

Five horizontal lines for writing.

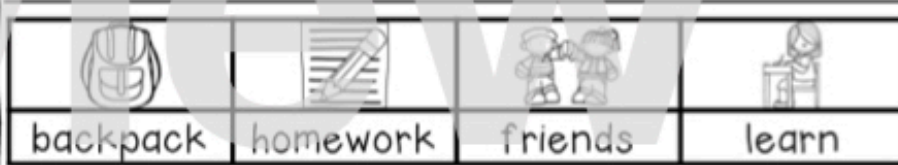


All About My School

\_\_\_\_ - \_\_\_\_ - \_\_\_\_

Large empty box for drawing or writing.

Five horizontal lines for writing.





# JOURNAL PAGES


All About Winter

\_\_\_\_ - \_\_\_\_ - \_\_\_\_

Large empty box for drawing or writing.

Five horizontal lines for writing.

			
snowflake	ice skates	chilly	snowman

○  ○  ○  ○  ○ !.?

All About Spring

\_\_\_\_ - \_\_\_\_ - \_\_\_\_

Large empty box for drawing or writing.

Five horizontal lines for writing.

			
flower	rain	baby animals	seeds

○  ○  ○  ○  ○ !.?

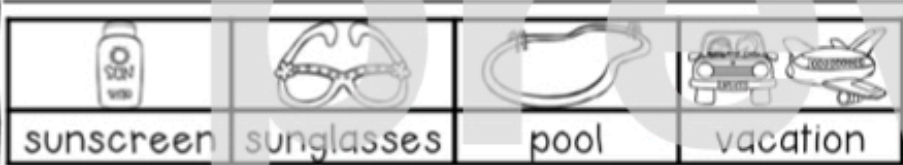
# JOURNAL PAGES

All About Summer

\_\_\_\_ - \_\_\_\_ - \_\_\_\_

Large empty box for drawing or writing.

Four horizontal lines for writing.



All About Fall

\_\_\_\_ - \_\_\_\_ - \_\_\_\_

Large empty box for drawing or writing.

Four horizontal lines for writing.



# JOURNAL PAGES

All About Butterflies

\_\_\_\_ - \_\_\_\_ - \_\_\_\_

Large empty box for drawing or writing.

Five horizontal lines for writing.



All About My Family

\_\_\_\_ - \_\_\_\_ - \_\_\_\_

Large empty box for drawing or writing.

Five horizontal lines for writing.





# JOURNAL PAGES

I Want a Pet

\_\_\_\_ - \_\_\_\_ - \_\_\_\_

Blank writing area for the 'I Want a Pet' section.

Four horizontal lines for writing.



Math or Reading?

\_\_\_\_ - \_\_\_\_ - \_\_\_\_

Blank writing area for the 'Math or Reading?' section.

Four horizontal lines for writing.



# JOURNAL PAGES

I Need a Car

\_\_\_\_ - \_\_\_\_ - \_\_\_\_

Blank writing area for the first journal page.

Four horizontal lines for writing.

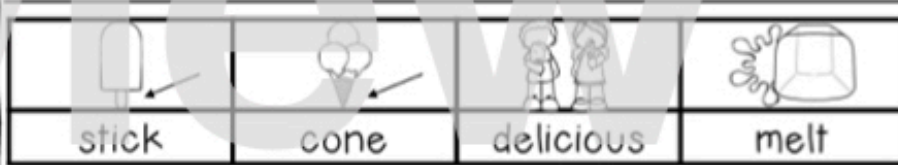


Popsicle or Ice Cream?

\_\_\_\_ - \_\_\_\_ - \_\_\_\_

Blank writing area for the second journal page.

Four horizontal lines for writing.



# JOURNAL PAGES

I Need a Vacation

\_\_\_\_ - \_\_\_\_ - \_\_\_\_

Large empty box for writing.

Five horizontal lines for writing.

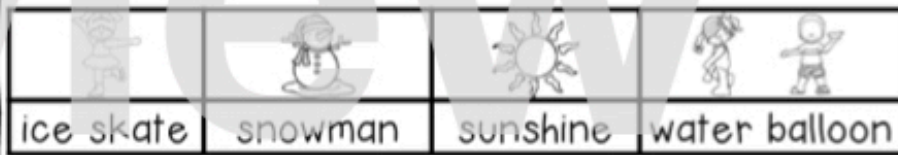


Winter or Summer?

\_\_\_\_ - \_\_\_\_ - \_\_\_\_

Large empty box for writing.

Five horizontal lines for writing.





# JOURNAL PAGES

Cupcake or Cookie? \_\_\_\_\_

Is it Better to Be Old or Young? \_\_\_\_\_

Blank writing area for the first journal page.

Blank writing area for the second journal page.



chocolate



bake



eat



frosting



tired



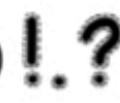
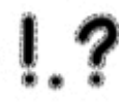
dance



money



career



# JOURNAL PAGES

My Favorite Birthday Party

\_\_\_\_ - \_\_\_\_ - \_\_\_\_

Blank writing area for the first journal page.

Four horizontal lines for writing.



My Favorite Place to Read

\_\_\_\_ - \_\_\_\_ - \_\_\_\_

Blank writing area for the second journal page.

Four horizontal lines for writing.



# JOURNAL PAGES

My Favorite Holiday

\_\_\_\_ - \_\_\_\_ - \_\_\_\_

Large empty box for writing.

Four horizontal lines for writing.



My Favorite Outfit

\_\_\_\_ - \_\_\_\_ - \_\_\_\_

Large empty box for writing.

Four horizontal lines for writing.





# JOURNAL PAGES

My Favorite Part of School

\_\_\_\_\_

Blank writing area for the first page.

Four horizontal lines for writing.

			
science	art	music	read

○  ○  ○  ○ 

\_\_\_\_\_

Blank writing area for the second page.

Four horizontal lines for writing.

○  ○  ○  ○ 