

HOW DO I  
USE THIS  
PRODUCT?

Use these reading challenge calendars to give your students (and their families) ideas for reading in creative and fun ways!


**SEPTEMBER READING CHALLENGES**  
Color a square each time you complete a challenge. How many can you complete this month?

The number of books I read this month: 0  
Color a box for each new book started this month!

Make a cozy spot in your house to read a book.	Read a book in the car or on a bus.	Find each letter of the alphabet in a book.	Read a book that makes you laugh.
Read a story with a cat in it.	Draw a picture of the characters in a story.	Count how many books you have in your room.	Count how many pages are in your favorite story.
Act out one of your favorite stories using stuffed animals.	Read a story and draw a picture of your favorite part.	Make a fort with blankets and read a book inside.	Read a story with people characters.
Draw a picture of the ending of a story.	Read a story in your bed.	Read a book to your family by telling them what is happening in each picture.	Read a story with animal characters.
Visit the library and check out some books!	Read a hardback book and a paperback book.	Read a story and draw a picture of your favorite character.	Read a nonfiction book about animals.

My favorite book this month: NO, DAVID! Name: \_\_\_\_\_

Please send this page back to school with your child by 9/28/18



- Students will color each challenge they complete.
- Students will color a box for each new book they read.
- Students will write the title of their favorite book in the corner.
- Write the turn in date at the bottom of the page.

-Print the **Parent Letter** and send home with the first reading challenge calendar you use. If this letter doesn't fit your needs, feel free to write your own version too. :)

**Dear Family,**


We are so excited to start our monthly reading challenges! At the beginning of each month, I will send home a page of 20 reading challenges. Complete as many of these challenges as you can before the turn-in date listed at the bottom of the page. Ask your child to color each challenge they complete and color a box on the right for each new book they read during that time. Before your child turns in this page, please help him or her write the title of the book that was their favorite.

**IMPORTANT THINGS TO KNOW**

- Please complete these challenges WITH your child. In the beginning of the year, you will most likely be reading TO your child. By the end of the year, your child will most likely be reading to YOU. My goal is to give your child more opportunities to read with their family in meaningful and fun ways.
- Don't feel pressured to complete ALL the challenges! We all have busy lives. Please just do what you can. :)
- Spread these challenges out throughout the month. Feel free to read more too!
- If the challenge talks about drawing or writing a response and I haven't provided you with paper or a notebook, feel free to get creative! Students can write their responses on napkins, scratch paper, the back of a paper bag, etc. Your child will remember this creative thinking. :) Turning in these responses is totally OPTIONAL.
- HAVE FUN! Feel free to post these challenges on your fridge or in your child's room. Get as creative as you want with them.

Please don't hesitate to reach out to me if you have any questions.

**Thank you for your support!**



**SEPTEMBER** READING CHALLENGES

Color a square each time you complete a challenge. How many can you complete this month?

Make a cozy spot in your house to read a book.	Read a book in the car or on a bus.	Find each letter of the alphabet in a book.	Read a book that makes you laugh.
Read a story with a cat in it.	Draw a picture of the characters in a story.	Count how many books you have in your room.	Count how many pages are in your favorite story.
Act out one of your favorite stories using stuffed animals.	Read a story and draw a picture of your favorite part.	Make a fort with blankets and read a book inside.	Read a story with people characters.
Draw a picture of the ending of a story.	Read a story in your bed.	Read a book to your family by telling them what is happening in each picture.	Read a story with animal characters.
Visit the library and check out some books!	Read a hardback book and a paperback book.	Read a story and draw a picture of your favorite character.	Read a nonfiction book about animals.


The number of books I read this month:

Color a box for each new book started this month.

My favorite book this month:

Name:

Please send this page back to school with your child by



**EDITABLE FAMILY LETTER INCLUDED TOO!**



NEW! TWO **EDITABLE** versions of the reading challenges calendar are included too!

**READING CHALLENGES**  
Color a square each time you complete a challenge.  
How many can you complete?

The number of books I read during this time:  
Color a box for each new book you finish this time!

**JANUARY** **READING CHALLENGES**  
Color a square each time you complete a challenge.  
How many can you complete?

This is fun to type my own challenges into each box!

MY FAVORITE BOOK WAS \_\_\_\_\_

Name: \_\_\_\_\_

Please send this page back to school with your child by \_\_\_\_\_

**EDITABLE PDF VERSION!**

**EDITABLE POWERPOINT VERSION!**

- Just type in the text boxes.
- Choose your own fonts and font sizes!

**TYPE HERE** **READING CHALLENGES**  
Color a square each time you complete a challenge.  
How many can you complete?

The number of books I read during this time:  
Color a box for each new book you finish this time!

TYPE CHALLENGE HERE	TYPE CHALLENGE HERE	TYPE CHALLENGE HERE	TYPE CHALLENGE HERE
TYPE CHALLENGE HERE	TYPE CHALLENGE HERE	TYPE CHALLENGE HERE	TYPE CHALLENGE HERE
TYPE CHALLENGE HERE	TYPE CHALLENGE HERE	TYPE CHALLENGE HERE	TYPE CHALLENGE HERE
TYPE CHALLENGE HERE	TYPE CHALLENGE HERE	TYPE CHALLENGE HERE	TYPE CHALLENGE HERE
TYPE CHALLENGE HERE	TYPE CHALLENGE HERE	TYPE CHALLENGE HERE	TYPE CHALLENGE HERE
TYPE CHALLENGE HERE	TYPE CHALLENGE HERE	TYPE CHALLENGE HERE	TYPE CHALLENGE HERE

MY FAVORITE BOOK WAS \_\_\_\_\_

Name: \_\_\_\_\_

Please send this page back to school with your child by \_\_\_\_\_

TYPE DATE HERE

- Just type in the purple boxes. \*They will not print purple. :)
- The SAME fonts used on the other calendars are INSTANTLY inserted.
- \*Because you cannot change the SIZE of the font in the PDF version, there is a limit of 4 lines of text in each box.