

# DETAILED Substitute Instructions

- How to introduce each activity
- Tips for completing each activity
- Ideas for EARLY FINISHERS
- Extension ideas for after

thank you for working in our class today!  
WE APPRECIATE YOU 😊

Please complete the following assignments **DAILY**

Most pages are self-explanatory and instructions are

\*\*BEFORE STARTING ANY OF THE ACTIVITIES THEY WILL FOLD IT IN HALF AND WRITE THEIR NAME

**HANUKKAH**  
My Little Dreidel  
LA, M, K, J  
Write word Hanukkah on the board if they already know about this holiday? short description of Hanukkah on this menorah on the right. Point out the poem and ask students to follow along the checklist at the bottom of the page complete each task. Briefly describe draw a picture to go along with your the same small items. These items might player will put one of their items in the sign on the dreidel they get. Each sign items from the middle, take nothing, a passport stamp in the corner and past in Israel but it is a Jewish holiday celebrate students to think of a game they like to of them playing this game. Who do they

**CHRISTMAS IN THE U.S.A.**  
LA, M, K, J  
**BREAK BETWEEN WORKSHEETS.** Please explain the following. The teacher will word will spell something a child might TRA\_N on the board. Give students a is and then ask students to silently raise gets the word right, they can celebrate they would get a chance to act out a words until students have had a good USE DOLL DOG BOOK PANTS. —Write Christmas on the board and already know about this holiday? Write description of Christmas on this page. Discuss the meaning of these words these words in word search. Please find of the words at the bottom of the page in the word search the same color SANTA in BLUE at the bottom and color

**CHRISTMAS IN THE U.S.A.**  
LA, M, K, J  
\*DIRECTIONS CONTINUED\*

After students find the Christmas words in the word search, help students find and write the first TEN letters they DID NOT color (going left to right and down to bottom). They will write these letters in the ten boxes at the bottom of the page to reveal one more Christmas item. ANSWER: CANDY CANES. Let students cut out the U.S.A. passport stamp if this is how Christmas is also celebrated all over EARLY FINISHERS. On of the words they know meaning of Christmas is

**LAS POSADAS**  
MEXICO  
MATH  
K, M, D, S, J

Write Las Posadas (pronounce their responses on the board on this page. On this page TIP: Ask students to color easily. ANSWERS (from FOOTBALL- 5 LOLLI ROBOT- 8 SHORT C After graphing, discuss which items had the smallest passport stamp in the corner EARLY FINISHERS. On all the things they would too!

**ST. LUCIA'S DAY**  
SWEDEN  
MATH  
K, C, C, A, S

**BREAK BETWEEN WORKSHEETS** A them an opportunity to construction paper or card Let students stand up at from other tables to go —Write St. Lucia's Day holiday. What do they already know about this holiday? Write board. Next, read aloud page, students will fill in number) of candles. TIP have students help you students will color the number code at the bottom of stamp in the corner and EARLY FINISHERS. Challenge on the back of the page

**MY DRAGON**  
DANCE  
CHINA  
WRITING  
W, K, J

Write CHINESE NEW YEAR on the board and ask students if they have heard of this holiday. What do they already know about this the board. Next, read aloud the short description at top of the page. On this page, students will draw a dragon would look like if they created one for a picture their dragon, where they would have their dragon they would like to add. TIP: Write your own story if while you think out loud about what you are writing out, punctuation, etc. After writing, students will cut in the corner and paste it in their passport book. EARLY FINISHERS. On the back of this page, challenge about who would help them carry this big dragon they choose these people to help?

**123 READING**  
MEXICO  
K, K, K, J, S

If I have left you a specific book, please use it for you a book, please pick out a fiction book (that has classroom library. Before reading, please review the title and author, these terms mean. Students will write these names. While reading, please stop and discuss the beginning what has happened so far and write their responses the sequence, ask students to draw pictures of the this page. Encourage students to add words to their ask students to draw a picture of their favorite part the page. EARLY FINISHERS. Challenge students to draw a part of the story on the back of the page. Why would

**ALL ABOUT**  
DIWALI  
SOCIAL  
STUDIES  
HOLIDAYS

Write DIWALI on the board and ask students if they what do they already know about this holiday? Write Next, read aloud the short description of Diwali or description from each day of this celebration. You the activities shown on each of the five days might too! These are just some of the ways to celebrate and paste the picture(s) that go along with each day ask students to draw a picture of themselves doing boxes on the right. Finally, students will cut out the corner and paste it in their passport book. EARLY FINISHERS. Challenge students to think of bring for a holiday Feast! Ask them to draw picture the page. Why did they pick these foods? Which or

**CHRISTMAS IN AUSTRALIA**  
SCIENCE  
READING

Write SUMMER and WINTER on the board. Ask the class to tell you what they know about each season. Write their responses on the board. What clothes would you wear for each season? What activities might you do for fun during each season? Write AUSTRALIA and U.S.A. on the board. Discuss where Australia is in relation to the U.S.A. on Earth. Next, read aloud the short description of Christmas in Australia at the top of this page. On this page, students will cut and paste the pictures (and two season words) seen at the bottom of the page in the correct column based on whether it relates to Christmas in the U.S.A. or Christmas in Australia. After sorting, students will cut out the AUSTRALIA passport stamp in the corner and paste it in their passport book. EARLY FINISHERS. On the back of this page, challenge students to draw and write about whether they like summer or winter better. Why do they feel this way? What do they like about this season better than the other season?

**BONUS ACTIVITY: CREATE A HOLIDAY BANNER**

If you have any extra time, feel free to complete the CREATE A HOLIDAY BANNER with the class. TIP: I would demonstrate completing a banner triangle in front of the class before asking students to work independently. Students will think of a name for their holiday and write it at the top. Next, students will cut and paste all the things that you would see happening on their holiday. Discuss what each picture symbolizes: singing, playing games, eating good food, lighting candles, fireworks, piñatas, gift giving, etc. If students have more ideas, they can certainly draw any other additional pictures in the space that shows what would happen on their holiday! Next, students will decide what their holiday would celebrate: happiness, friendship, or family. They will color the word of the theme they choose. Students can write their name on the back of their banner triangle.

**STUDENTS  
ADD TO A  
PASSPORT  
AFTER EACH  
PAGE!**

EACH PAGE HAS A  
COUNTRY/CONTINENT  
STAMP IN THE CORNER TO  
PASTE INTO THIS BOOK!

My Holidays Around  
the World PASSPORT



### HANUKKAH: My Little Dreidel

Dreidel is a popular Jewish holiday. Dreidels are usually made in December but some are made at the end of November. During Hanukkah, you make one or several which hold one candle. There is one candle for each of the eight nights of Hanukkah, and one candle for each day of the other nights. There are one candle for each night of Hanukkah.



**I have a little dreidel. I made  
it out of clay.**

**And when it's dry and ready,  
oh dreidel I shall play.**

**Oh, dreidel, dreidel, dreidel, I  
made you out of clay.**

**And when you're dry and  
ready, oh dreidel we shall play.**

Check the items off the list in the left box after you have completed each one.

- |                          |  |
|--------------------------|--|
| <input type="checkbox"/> | Color all the vowels (a,e,i,o,u) with a YELLOW crayon. |
| <input type="checkbox"/> | Circle THREE rhyming words with a RED crayon.          |
| <input type="checkbox"/> | Color all the COMMAS with a BLUE crayon.               |
| <input type="checkbox"/> | Underline all the CAPITAL LETTERS with a pencil.       |
| <input type="checkbox"/> | Circle the word DREIDEL with a GREEN crayon.           |

Name: \_\_\_\_\_



NAME: \_\_\_\_\_

# Language Arts Activities

## HANUKKAH: My Little Dreidel

Hanukkah is a popular Jewish holiday! Hanukkah lasts eight days and is usually celebrated in December but some years it may start at the end of November. During Hanukkah, you might see a menorah which holds nine candles. There is one candle lit for each of the eight nights of Hanukkah and one candle left that helps light all the other candles. Please add nine candles to the menorah on the right.

At a Hanukkah party, you might see people playing the dreidel game. Sometimes people sing a little song while they play this game. Read a verse from this song below with your class and then follow the directions at the bottom of the page.



**I have a little dreidel. I made it out of clay.  
And when it's dry and ready, oh dreidel I shall play.  
Oh, dreidel, dreidel, dreidel, I made you out of clay.  
And when you're dry and ready, oh dreidel we shall play.**

Check the items off the list in the left box after you have completed each one.

- Color all the vowels (a,e,i,o,u) with a YELLOW crayon.
- Circle THREE rhyming words with a RED crayon.
- Color all the COMMAS with a BLUE crayon.
- Underline all the CAPITAL LETTERS with a pencil.
- Circle the word DREIDEL with a GREEN crayon.



Name: \_\_\_\_\_

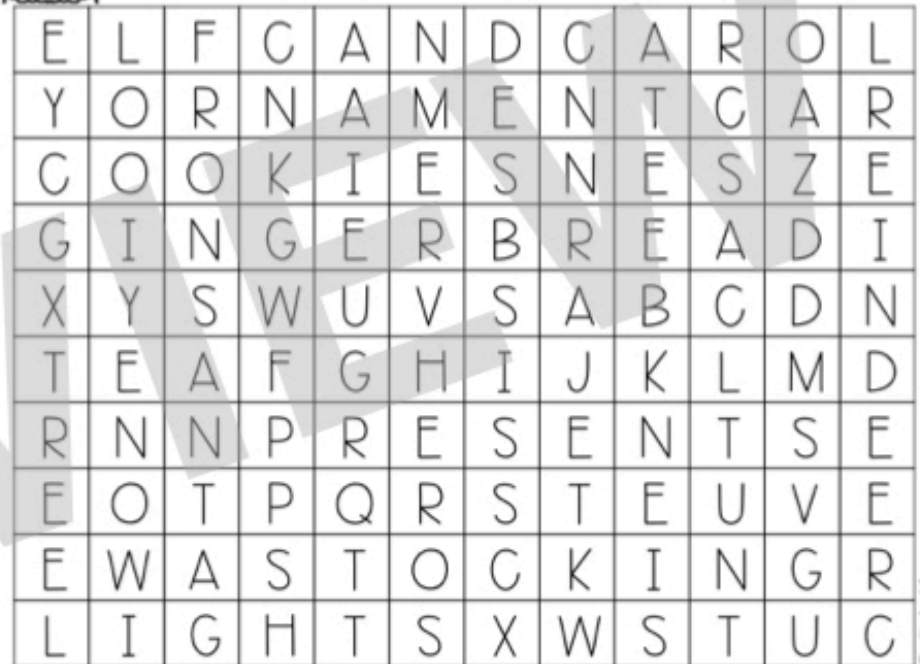
LA-RFKJ

©2018 The Teacher Life



## CHRISTMAS in the U.S.A.

Christmas in the USA is celebrated on December 25th. People usually celebrate by decorating a tree and placing wrapped gifts beneath it. Santa Claus also visits on the night of Christmas Eve and leaves presents under the Christmas tree too! Find all the words shown below in the word search and color each word a different color. When you are finished, write down the first 10 letters you did not color. (In order from left to right and top to bottom) in the blank boxes at the bottom of the page to reveal one more thing related to Christmas!



FIND THESE CHRISTMAS WORDS

- SANTA
- CAROL
- PRESENTS
- COOKIES
- TREE
- ORNAMENT
- ELF
- STOCKING
- GINGERBREAD
- REINDEER
- LIGHTS

--	--	--	--	--	--	--	--	--	--	--	--




©2018 The Teacher Life

LA-RFKJ

# Math Activities

## LAS POSADAS: MEXICO

Las Posadas is an important Mexican Christmas tradition that is usually celebrated for nine nights! It starts on December 16th and ends on December 24th. Each night, people go to a party at a different home! People celebrate Las Posadas with prayer, music, food, and piñatas! Count and graph all the candy and toys that fell out of Marco's piñata!




NAME: \_\_\_\_\_



## St. Lucia's Day: SWEDEN

On December 13th, children in Sweden are seen celebrating St. Lucia's Day! It is celebrated by dressing girls in a white dress, a red sash around their waist, and a crown of candles on their head. Most often use electric candles, but sometimes when a girl is at least 12 years old, they will use REAL candles! Boys will dress in white outfits that look a lot like pajamas. They call these boys, star boys. There are traditional Lucia songs that you will often hear sung on this holiday too! Fill in the missing numbers to count each row of candles below.

	2					7	8		

1			4							11				

					5		7							

									8		11			

Counted each row of candles above, find and write the missing numbers using the color code below.

- Color Code:
- 6 YELLOW
  - 12 RED
  - 9 GREEN
  - 13 PINK



DESIGN A PIÑATA FOR LAS POSADAS

©2018 The Kindergarten Life

# Writing

# Reading Response

## MY DRAGON DANCE: CHINA

During Chinese New Year, many people participate in parades. Often times, a part of this parade includes a dragon dance. A large colorful dragon is created and up to 50 people help hold up this dragon. They use poles to hold it up and make the dragon look like it is dancing! The dragon is a sign of good luck and so some believe that the longer the dragon is part of the parade, the more good luck the community will have! Draw a picture of the dragon you would create and write about where you would have your dragon dance below.



TITLE:

AUTHOR:

1

2

3

MY FAVORITE PART:

NAME:



# Social Studies

# Science

## All About DIWALI

Diwali is known as the festival of lights! This holiday comes from India and is a time to celebrate that good always wins! Diwali takes place over five days. During these five days, you'll see people celebrating in several different ways. Listen to your teacher read each of the sentences below and find the picture(s) that match the sentence. Next, in the boxes on the right draw yourself doing these things.



MY DRAWINGS

<b>DAY 1</b> People clean their houses.		
<b>DAY 2</b> People decorate their houses with clay lamps.		
<b>DAY 3</b> People celebrate with a big meal and fireworks!		
<b>DAY 4</b> <b>HAPPY NEW YEAR!</b> People give and receive gifts.		
<b>DAY 5</b> Siblings show how much they love and care for each other.		





SOCIAL STUDIES HOLIDAYS

## CHRISTMAS in AUSTRALIA



Christmas in Australia happens in the summer! This is very different from the winter Christmas experienced in the U.S.A. Some Australians choose to decorate their house with "Christmas Bush" which is a tree with small green leaves and cream colored flowers. During Christmas, these flowers often change to red. Australians celebrate Christmas by having a seafood feast and after opening presents, you might spend the rest of the day at the beach. When Santa arrives in Australia, he probably trades in his reindeer for some kangaroos and he most certainly changes into some lighter summer clothing! Sort the pictures and words below based on whether they show Christmas in the U.S.A. or AUSTRALIA.

 Christmas in the U.S.A	 Christmas in Australia



Science Seasons

# BONUS PAGE!

BONUS ACTIVITY: CREATE A HOLIDAY BANNER

If I created a holiday, I would call it:

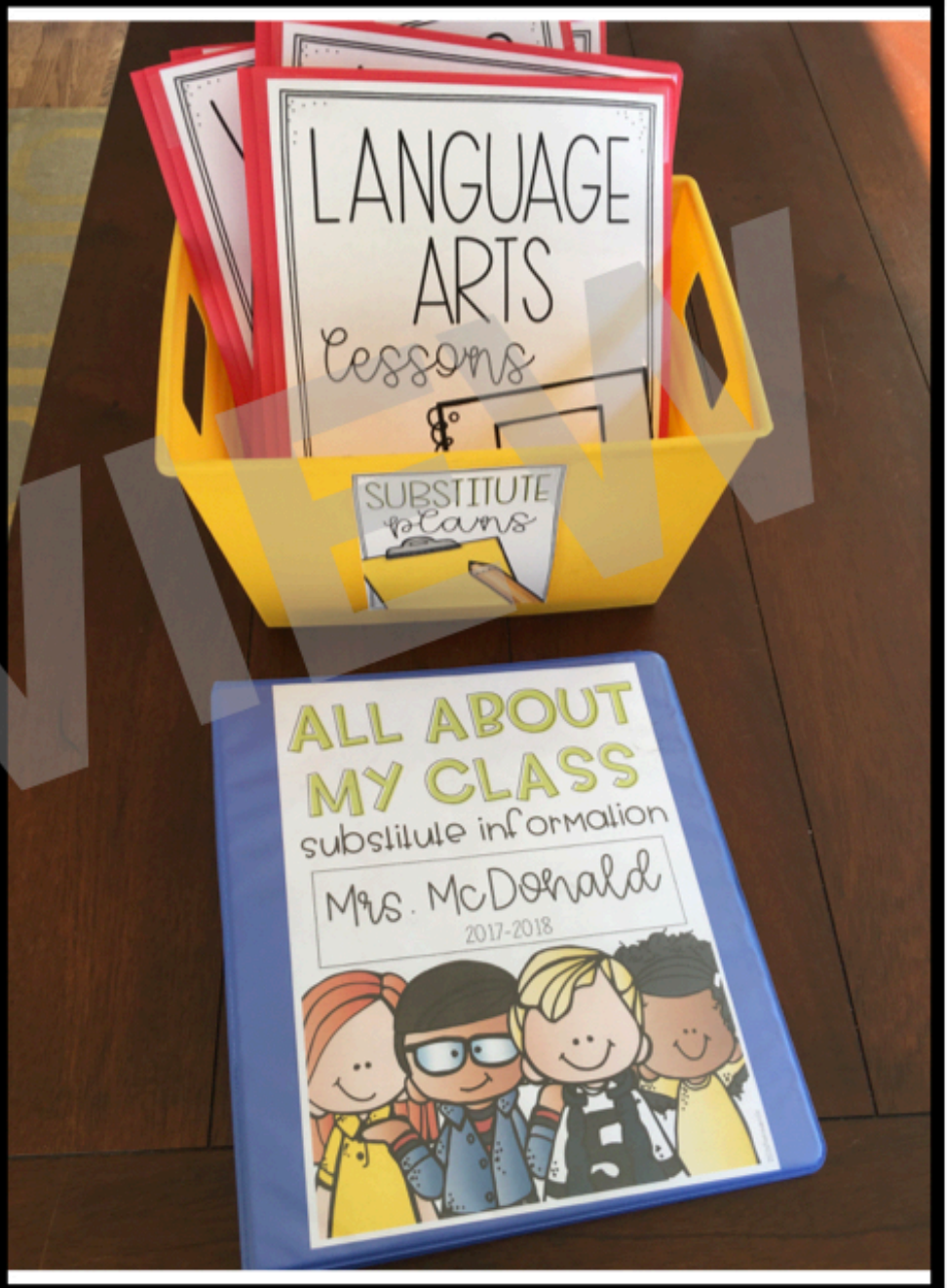
On my holiday, you would see:



My holiday celebrates:  
**happiness**  
**friendship**  
**family**



PLUS!! EDITABLE SUB INFORMATION BINDER



# BONUS: TASK CARD GAME INCLUDED















## MAKE A GRAPH

Count the number of items on each task card. Write the total next to its matching picture on the left. Then, graph the amount of each shown on the right by coloring that number of squares.

Name: \_\_\_\_\_

How many? 10 

--	--	--	--	--	--	--	--	--	--

- 
- 
- 
- 
- 
- 
- 
- 
- 
- 
- 
- 
- 
- 

## MAKE A GRAPH

Count the number of items on each task card and then color that number of squares above each picture to create a graph.

Name: \_\_\_\_\_

10 

--	--	--	--	--	--	--	--	--	--

9 

--	--	--	--	--	--	--	--	--	--

## MAKE

Count the number of items on each task card and then color that number of squares above each picture to create a graph.

Name: \_\_\_\_\_

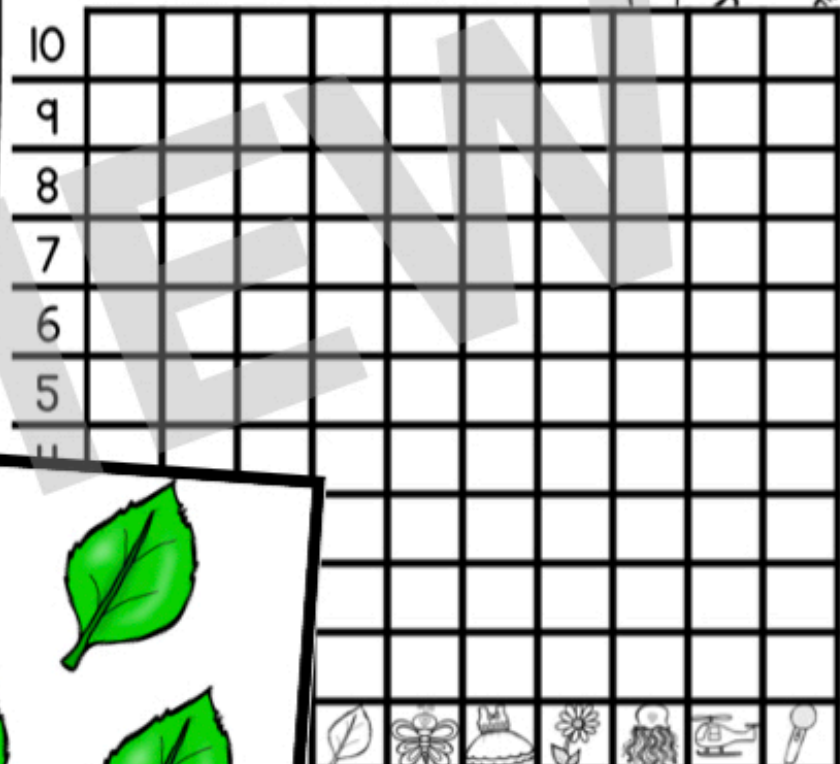
How many? \_\_\_\_\_



## MAKE A GRAPH

Count the number of items on each task card and then color that number of squares above each picture to create a graph. Next, answer the two questions at the bottom of the page.

Name: \_\_\_\_\_



LARGEST amount? \_\_\_\_\_

SMALLEST amount? \_\_\_\_\_

