

DETAILED Substitute Instructions

- How to introduce each activity
- Tips for completing each activity
- Ideas for EARLY FINISHERS
- Transition ideas for after

PREVIEW

PREVIEW

PREVIEW

thank you for working in our class today!

Please complete the following as directed on the "Schedule" page of the Substitute Instruction packet. Most pages are self-explanatory and provide detailed instructions.

*If a page does not have a space for students to write their answers, please use the back of the page.

<p>Holding the USA together! LA RF.K.3.6</p>	<p>Write the letters OE on the vowels go walking, the F students. The letter O says to grab a YELLOW crayon and write the words on this page. Sit each word below its matching picture and read the two sentences. Use the pictures to help you. EARLY FINISHERS: Ask students to write a sentence about the picture.</p>
<p>Vote for -ee! L.A. RF.K.3.6</p>	<p>BREAK BETWEEN WORKSHEETS: Ask students to complete a partner activity. Example: Simon says. Partner and sit down. Sit in a circle. What silly things can you think of? Write the letters EE on the vowels and color each word according to the picture. Discuss that the letter E says color each word according to the picture. Can students figure out which vowel is the EARLY FINISHERS: Ask students to draw a president using two EE words.</p>
<p>Look at this presidents! COIN SORT MATH K.MD.3.3</p>	<p>BREAK BETWEEN WORKSHEETS: Move around the room counting pennies, nickels, dimes, and quarters. Start with pennies. Students will stomp around the room counting by 1's to NICKEL and students will jump around the room counting by 5's to QUARTER. Continue counting each coin to 100 doing a different activity. Record the number of each coin on this page. Have students discuss: How many coins do you have? Do students have a favorite coin? What would they like to do with the coins at the bottom of the page? Ask students to draw their appropriate color (penny/copper, nickel/gray/silver, dime/silver, quarter/white/silver). Assist with drawing if needed. EARLY FINISHERS: If students cannot draw a coin, write the name of the coin. Whose face should be on the coin? Why? Ask students to draw this on the back of the page.</p>
<p>MAIN CHARACTER & SUPPORTING CHARACTERS READING RESPONSE RL.K.3</p>	<p>If students pick a book from the library that has characters. Discuss what a main character is (Who is the story mainly about? What does supporting character mean? Other characters often have different roles. Antagonist, supporting character). Read aloud the story and stop to discuss the characters. Write the names of the characters on the board and list things students learned about the characters while reading. At the end of the story, ask students who they think is the MAIN CHARACTER and why. On this page, students will draw the main character and a supporting character(s). Ask students to label these people/animals. EARLY FINISHERS: On the back of this page students can draw their FAVORITE and LEAST FAVORITE character. Why do they like/dislike this way?</p>
<p>WHAT DOES A PRESIDENT DO? SOCIAL STUDIES SS.1.K.2.1</p>	<p>Write: <i>What does a president do?</i> Ask students to write and ask students if they know what a president does. Write their answers on the page. (Clear up any misconceptions.) You can use these pictures to help you. List:</p> <ul style="list-style-type: none"> -A president helps to make new rules called laws. He signs these laws in to action. -A president meets with other world leaders. They work together to try and solve world problems. <p>On this page, students will write and draw about what they would do if they became president. Ask students what new laws they would help create? How would they work with others to make the world a more peaceful place or solve the world's problems. Students can share their answers with a partner.</p> <p>EARLY FINISHERS: Ask students to draw the White House as they think it would look like. Write the name of the White House on the page. What would they ask the chef to cook for them?</p>
<p>THOMAS JEFFERSON President & Inventor SCIENCE: SCIENTIST PRESIDENTS</p>	<p>Read aloud the top paragraph and stop to discuss new vocabulary words. Ask students to color the important vocabulary words you discuss with a yellow crayon. Next, ask students to draw 3 new things they learned about Thomas Jefferson in the boxes at the bottom of the page. EARLY FINISHERS: If you could paint the White House any color, what color would you choose and why? Students can answer this question on the back of the page.</p>






TWO DIFFERENT VERSIONS OF THE LANGUAGE ARTS PAGES!

SHORT VOWEL SOUNDS OR VOWEL PAIRS

* choose the activity that best fits the needs of your students!

Holding the USA Together: Short Vowel Sounds


Match each short vowel sound to its corresponding picture. Next, add the missing beginning and ending sounds to each short vowel. Finally, read the facts at the bottom of the page and paste the president next to the word.

President Abraham Lincoln was a tall man and stand out even more by wearing a top hat.
Unlike some early presidents, George Washington did not have a pet hen.

Name: _____

i	a				
a	i				
i	a				

 LINCOLN






Which president had a pet hen named Baron Spreckle?
Color your quiet.

OBAMA ROOSEVELT

OR

Holding the USA Together: Vowel Pairs

Color the vowel pairs (ae) in each word yellow. Match each word to its picture. Next, read the facts at the bottom of the page and paste the president next to the word.


		
		

President Abraham Lincoln loved to read and write.
President Thomas Jefferson was a musician. He played the violin.

Name: _____

queen feet coffee knee queen
coffee tepees coffee feet tepee
queen knee queen queen feet tepee
feet feet tepees queen tepees queen
coffee tepees tepees queen

hoe aloe poet doe oboe toe

 LINCOLN

Which president's wife added recipes for GOOD COFFEE in The President's Cookbook?
HINT: He was the FIRST president of the United States.

Color your quiet.

OBAMA WASHINGTON

Language Arts Activities


Holding the U.S.A Together: Short Vowel Sounds


Match each short vowel sound to its corresponding picture. Next, add the missing beginning and ending sounds to each short vowel. Finally, read the facts at the bottom of the page and paste the president next to the appropriate picture.

President Al...coln...ma...no...o
 stan...it eve...no...oy we...ng...op hat.
 Unlike some ea...preside...G...e W...to...NOT wear a...

Name: _____

i	a		
a	i		
i	a		


 LINCOLN


 WASHINGTON

©2015 The Kinder Life

Vowel Vote! short vowel sounds

wet- BLUE box- GREEN net- YELLOW
 hen- DEF log- ORANGE

name: _____
 Read, count, and graph to find the short vowel word. Circle the WINNING picture.

Which president had a pet hen named Baron Spreckle?

Color your guess.

BARACK
OBAMA 

THEODORE
ROOSEVELT 

Language Arts Activities

Holding the U.S.A. Together: Vowel Pairs

Color the vowel pairs (oe) in each word yellow. Match each word to its corresponding picture. Next, read the facts at the bottom of the page and paste the president next to the appropriate picture.



President Abraham Lincoln was a poet.

President Thomas Jefferson was a murderer.

Name: _____

READING

hoe aloe

poet doe

oboe toe



LINCOLN

JEFFERSON

©2015 The Kinder Life

Vote for -ee! -ee says the name E

feet- BLUE teepee- GREEN knee- YELLOW
coffee- RED queen- ORANGE

Name: _____ Read, _____, count, and graph _____ winning -ee word!

Handwritten words for graphing: queen, teepee, coffee, feet, knee, aloe, hoe, poet, oboe, toe.



Which president's wife added recipes for GOOD COFFEE in *The Presidents' Cookbook*?

HINT: He was the FIRST president of the United States.

Color your guess.

OBAMA

WASHINGTON

READING RF.K.3B

©2015 The Kinder Life

Math Activities

This Makes SO Much "Cents"! COLOR BY WORTH

Name: _____

1¢ - blue 5¢ - yellow 10¢ - red 25¢ - green



- ABRAHAM LINCOLN 1¢
- THOMAS JEFFERSON 5¢
- FRANKLIN D. ROOSEVELT 10¢
- GEORGE WASHINGTON 25¢



MATH K.M.D.B.3

Look at Those Presidents! Coin Sort

MATH K.M.D.B.3

Abraham Lincoln 1¢

George Washington 25¢



Thomas Jefferson 5¢

Franklin D. Roosevelt 10¢




© 2013 The Kinder Life

Writing

Reading Response

If I were president, I would...



1. _____

2. _____

1. _____


2. _____

Name: _____

Title: _____

The main character is _____

The supporting characters are _____



WRITING WK.3 Name: _____ ©2015 The Kinder Life

READING RESPONSE RL.K.3 ©2015 The Kinder Life

Social Studies

Science

What does a PRESIDENT do? True or False Sort

Read the facts below. Decide whether you think they are true or false.
Paste the answers in the correct column.

PREVIEW



The president lives in the White House.	The president has to be a boy because boys are stronger.	The president tells his parents what to eat for dinner.
The president makes all the laws by himself.	The president is the leader of our country.	The president flies on his own plane called Air Force One.
The president helps keep our country safe.	The president meets with other world leaders to solve problems.	The president is in charge of all the money in the world.

SOCIAL STUDIES: PRESIDENTS

Thomas Jefferson: President & Inventor

As you read the story below, color all new vocabulary words YELLOW.
Next, draw three new things you learned about Thomas Jefferson in the boxes below.

Thomas Jefferson was the 3rd president. He had 6 sisters and 3 brothers. Only one served as president for 4 years, he also contributed many scientific inventions and ideas to America! He helped invent the plow and the telegraph. He helped make the plow more useful for farmers. In 1783, he helped researchers dig for fossils. You could see them with a net that he thought up by Jefferson.


President Jefferson could speak 5 languages and was an excellent writer! He was also the first president to shake hands instead of bowing.

Three Things I Learned about Thomas Jefferson

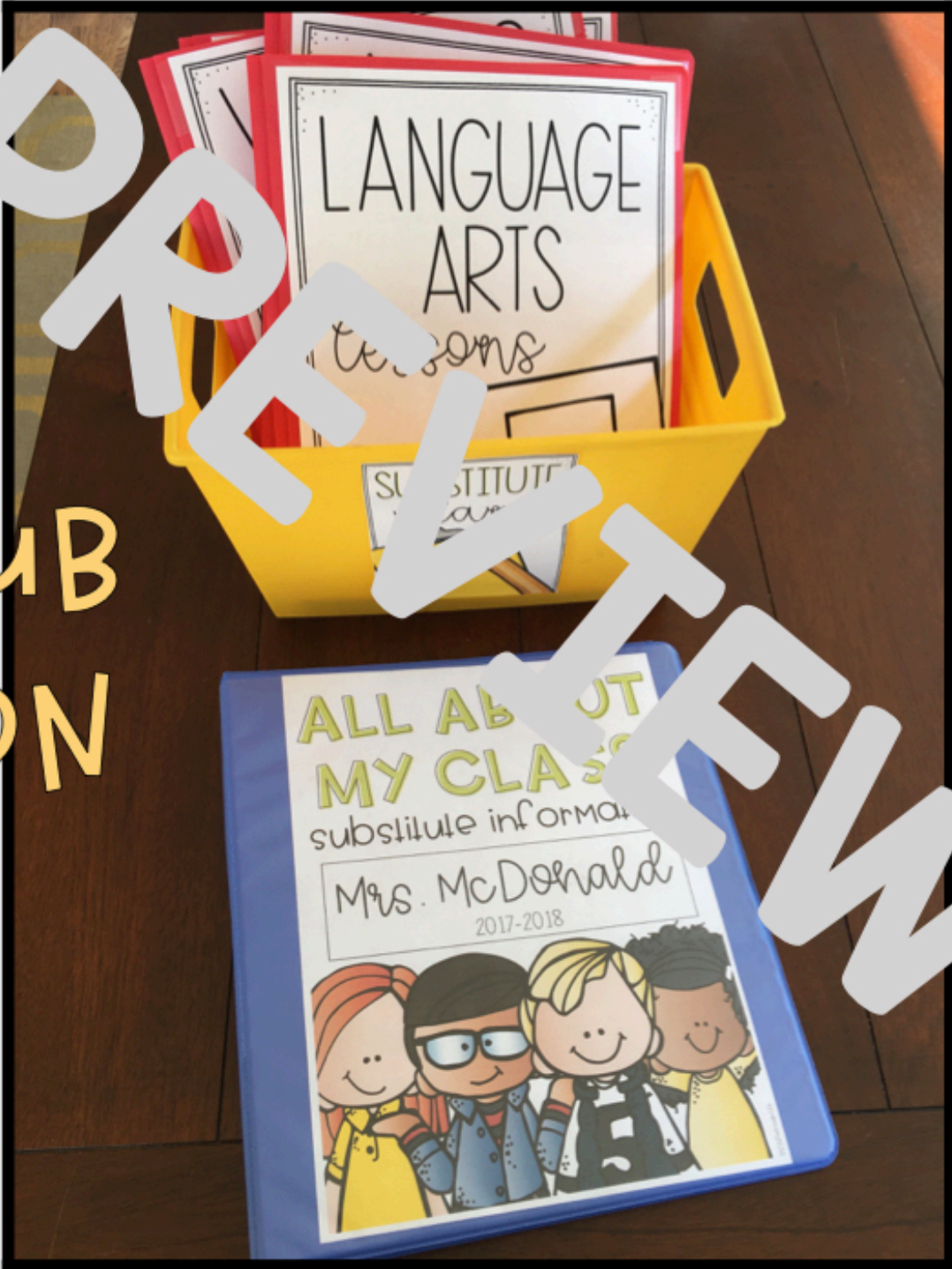


Name: _____

SCIENCE: SCIENTIST PRESIDENTS



PLUS!!
EDITABLE SUB
INFORMATION
BINDER



BONUS: TASK CARD GAME INCLUDED

-pretty presidential-
identifying coins



Name: _____

Color the amount of coin shown on each lettered task card.

Is the coin shown on each card heads or tails? Color the answer.

Color the name of the coin shown on each lettered task card.

O	1¢	5¢	10¢	25¢
R	1¢	5¢	10¢	25¢
S	1¢	5¢	10¢	25¢
U	1¢	5¢	10¢	25¢
X	1¢	5¢	10¢	25¢
Y	1¢	5¢	10¢	25¢
Z	1¢	5¢	10¢	25¢



heads	tails
heads	tails

penny
nickel
dime
quarter

penny
nickel
dime
quarter

penny
nickel
dime
quarter

penny
nickel
dime
quarter

©2018TheKinderLife

©2017TheKinderLife