

DETAILED Substitute Instructions

- How to introduce each activity
- Tips for completing each activity
- Ideas for EARLY FINISHERS

PREVIEW

thank you for your class to... on this page after

Please complete the following... the...
Schedule page of our... information...
 Most pages are self-explanatory and provide detailed instructions about...

*If a page does not have space to write a name, have students write their name on the back of the page.

<p>Which animal hibernates? COLOR CODE LA RF.K.2d</p>	<p>Talk about the animals pictured on this page. Before starting this page, review the... on the board and say a short vowel so come up and cross of the letter that vowels are reviewed. On this page students color each picture. Have students color code at the top of the page so that students can find the color words and instead focus on demonstrating sounding out the first CVC correctly.</p> <p>When students are done coloring, have them write the word GRAY. A BAT is hidden in the line at the bottom of the page.</p>
<p>Hidden in the snow: CVC WORDS LA RF.K.2d</p>	<p>BREAK BETWEEN WORDS SHEETS "Guess my Word" game. Think of the name of an animal that has a letter just like in the name Hangman. In this game, students have to guess the word before the letter (e.g., eyes, ears, eyebrows, etc.) is revealed.</p> <p>On this page, students will cut and paste each CVC word. Explain to students that they need to find all these letters "hibe" and needs to rebuild each word. After practice writing the complete word on the page. WHEN FINISHED: Ask students if they can draw a pet. They will draw their animal. *SURPRISE: Both these animals hibernate.</p>
<p>More or Less Hibernation Stories MATH K.OA.A.1</p>	<p>Ask students if they know the name of the two animals that hibernate. *Answer: hedgehog and bear. The hedgehog is the hibernator! Help students circle the word bear and the word hedgehog on this page. Read the math stories aloud with students and have them illustrate a picture that depicts what is happening in each story. Next, ask students to help you figure out what goes with each story problem? When finished, ask students to draw their own animal on the back of the page.</p>
<p>Hibernates WRITING W.K.2</p>	<p>Before starting this page, have students help you list the animals that hibernate so far on the board. Continue to add to the list throughout the day.</p> <p>Read the paragraph about "Ground Squirrels" aloud. Have a discussion about what things this paragraph tells them about squirrels. Help them fill in the blanks, draw a picture of a squirrel (Talk about how many legs, fur, tail, etc.) *Talk about grammar in these sentences by asking students to circle the capital letters, punctuation, etc.</p>
<p>THREE Things I Learned READING RESPONSE R.I.2</p>	<p>*If I left you a nonfiction book to read, use it with this activity. If I did not leave you a book, please pick a nonfiction book out of our classroom library.</p> <p>Inform students that when you are done reading they will draw about new things they learned. While reading, stop periodically to ask students what they have learned so far. Write their answers on the back of the page.</p> <p>When students are done, have them write three things they learned from the book on the board. Have students draw a picture of the book on the line. Have students write the title of the book on the line. Have students write the topic on the line. Have students write the author on the line. Have students write the date on the line.</p>
<p>The days of hibernating! S.S. HOLIDAYS</p>	<p>Ask students what they know about hibernating animals. Write their answers on the board. Read the paragraph about hibernating animals. Ask students to circle important words in each paragraph. Have students draw a picture of each animal. Students will draw some differences in each of the rectangles. Encourage them to label or add a sentence to the box. In the circle, draw one thing that is the same about these two animals.</p>
<p>Migrate or Hibernates SCIENCE</p>	<p>Introduce & review the terms migrate and hibernate.</p> <p>Migration: seasonal movement of animals from one region to another</p> <p>Hibernation: to pass the winter in a dormant state</p> <p>Explain why animals do this! (for survival)</p> <p>Answer key: migrate- whale, duck, butterfly, elephant</p> <p>hibernate- bat, bear, squirrel, skunk</p> <p>When finished, have students pick one animal to write a silly story about on the back of the page. If time let students share their silly stories.</p>



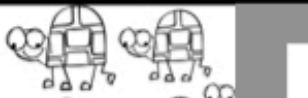

PREVIEW

Math Activities

One More & One Less: Turtle Brumation

Brumation is the term for a turtle's dormant state during the winter when their heart rate slows way down!

Count the number of turtles and write the number in the line.
Write the number that is one more and one less in the labeled boxes.

	One More	One Less
 _____		
 _____		
 _____		
 _____		

MATH K.CC.B.5

©2014 The Kinder Life

MORE OR LESS: hibernation stories



Read each math story. Next, draw the picture and the equation to solve the story problem.

Name: _____

1 bear went into a cave to hibernate. 2 more bears woke up and went to find food. How many bears were hibernating?

My picture

My equation: =

3 hedgehogs were hibernating. 4 more hedgehogs decided to start hibernating. How many hedgehogs are hibernating now?

My picture

My equation: =

MATH K.OA.A.1

©2014 The Kinder Life

Writing

Reading Response

I can list facts about an animal that **hibernates**.

Ground squirrels hibernate. Most squirrels hibernate for 5-6 months. Some squirrels hibernate for up to 9 months. Ground squirrels dig elaborate tunnels to store food, sleep in, and give birth to their young. Squirrels hibernate by actually living!



This is a _____.


This animal hibernates.

3 facts I learned about squirrels.

1. Some squirrels hibernate for up to _____ months!

2. Squirrels dig _____ to store food.

3. Squirrels sleep for _____ of their lives.



Name: _____

READING RESPONSE
R.I.K.2

Title: _____

This book is about: _____

THREE THINGS I LEARNED

FACT 1

FACT 2

FACT 3



Social Studies: (Holidays)

Listening & Speaking Practice

Science

What do they do to PREPARE for WINTER?



humans

Name: _____

PREVIEW

When the weather gets colder, pests seek shelter from the cold! Seal cracks and holes on the outside of your house so that rodents and pets don't get in.

When the weather gets colder, the water in your pipes can freeze! Stop your pipes from freezing and bursting, by wrapping them in something that keeps them warm.

It is a good idea to have a shovel in your house in case of a snow storm. You will need it to clear the snow from your driveway and walkways.

Wear warm clothing like coats, hats, and gloves. If you go outside, make sure you have proper footwear to wear.

Eat extra food rich in fat so that your body has lots of energy to survive and sleep all winter.

Find a safe place away from predators so that you are protected while you are sleeping.

Gather extra food and store it in a safe place in case you wake up and need some food during the winter.

Make sure your shelter is safe from predators so that the new babies that might be born in the spring are protected.




hibernation

Migrate or Hibernate Sort

I migrate!

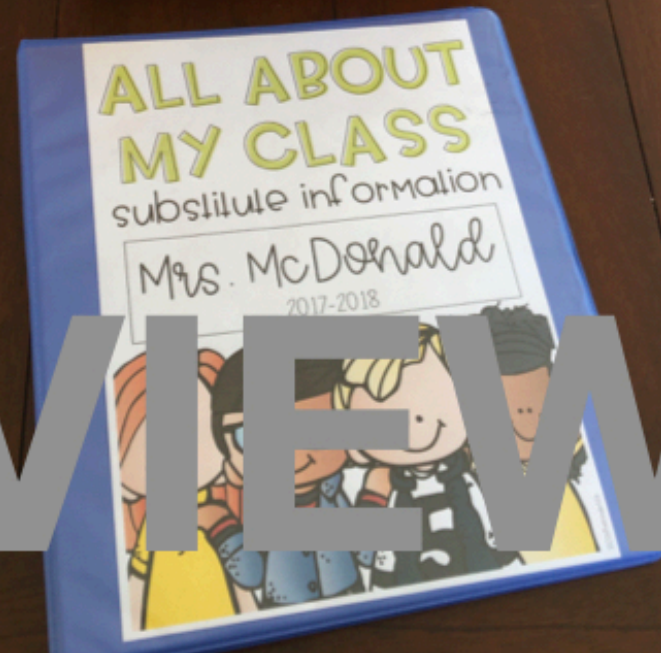
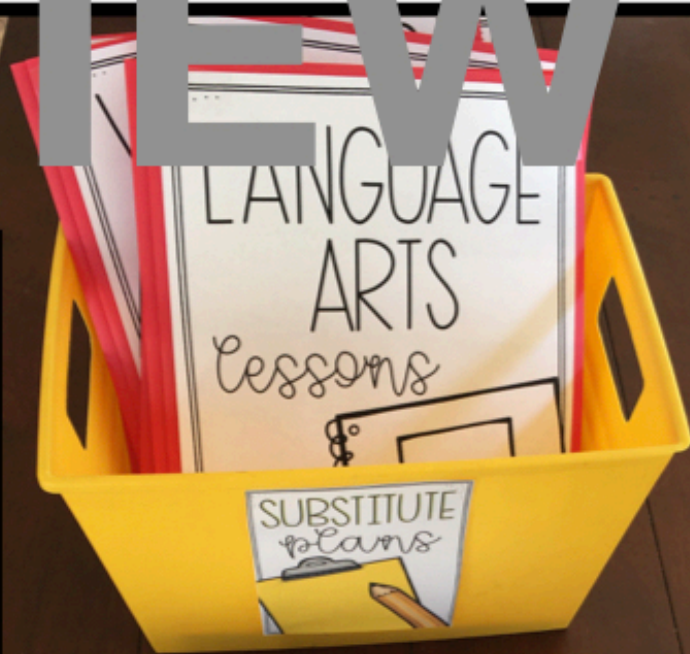
I hibernate!

PREVIEW



PREVIEW

PLUS!!
EDITABLE SUB
INFORMATION
BINDER



PREVIEW

BONUS: TASK CARD GAME INCLUDED

HIBERNATING Letters

The letters in these CVC words have been hibernating all winter and are now all mixed up! Help put each letter back in order to spell the CVC word that matches the picture on each card. Write the CVC word in the numbered box that matches the picture on each card. HINT: The first letter is the first letter of all of these CVC words. They are all hibernating animals.

Name: _____

20	21	22
_____	_____	_____
23	24	25
_____	_____	_____
26	27	28
_____	_____	_____
29	30	31
_____	_____	_____

©2017TheKinderLife

HIBERNATING RHYMES

The letters in these CVC words have been hibernating all winter and are now all mixed up! Help put each letter back in order to spell the CVC word that matches the picture on each card. Next, color the word that rhymes with the CVC word on the numbered card.

Name: _____

20	21	22
nut	wig dot	tip pad
23	24	25
lip zap	pit net	bag wet
26	27	28
_____	_____	_____
29	30	31
_____	fog pot	top hat

©2017TheKinderLife

PREVIEW

PREVIEW