

EACH EARLY FINISHER JOURNAL INCLUDES:

20 PAGES OF ACTIVITIES

- 4 stationary pages
- 4 cut and paste sorts
- 12 fun games and activities

TWO COVER OPTIONS! To use THAT month or ALL Spring !



LANGUAGE ARTS ACTIVITIES







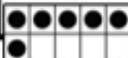
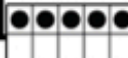
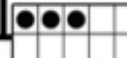


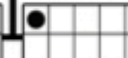
Roll & Color MOTHER'S DAY Race: "th" Real or Nonsense

Roll a dice. Read a word above the number (in ten-frame form) that you rolled.

If it is a **REAL** word, color it pink.

If it is a **NONSENSE** word, color it blue.

Continue rolling, reading, and coloring until all 3 columns are fully colored.

					
bath	dith	thiCK	SlOth	thiP	math
dith	SlOth	math	bath	thiCK	thiG
bath	thiCK	math	SlOth	thiP	thiG
thiCK	thiG	math	SlOth	thiP	thiG
thin	thiG	path	thiCK	With	math
With	thiG	Zath	SlOth	Zath	thiP
					

MEMORIAL DAY COLORS

Unscramble, Write, Read, COLOR, & Draw

Using the word bank words, unscramble each word and write the word correctly. Color the word and write color on the line. Draw a picture of the meaning of the word.

t k th p ot h nunch

"th" words. Color words: red

omht

chunl

itnkh

nc

hatb

iphc



LANGUAGE ARTS ACTIVITIES

April Showers bring May Flowers

Help the May flowers bloom by reading and coloring the "th" and "ch" words on the path from the rain shower to the flowers. If the word is red, color it blue. If it is a nonsense word, color it orange.

Word: b r ans r ang

ck t a/ fr

both t

cham chat three

bath sloth thin

chip sith sach

ran t ch

sut lunch tich ess

thip chug pith

thud chick with chin math

MY MOTHER'S DAY POEM

Read one sentence of the poem below or find a partner to read it to you. Illustrate a picture to go with each sentence in the box next to it. Please underline all the "th" and "ch" words.

My mom and
like to chat.

We love each
other and that
is that.

My mom really is one cool chick.

There is
no other
mother I
would pick!



LANGUAGE ARTS ACTIVITIES








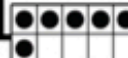
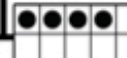
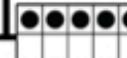
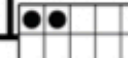
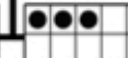
Roll & Color CINCO DE MAYO Race: "Ch" Real or Nonsense

Roll a dice. Read a word above the number (in ten-frame form) that you rolled.

If it is a **real** word, color it yellow.

If it is a **nonsense** word, do not color it.











Continue rolling, reading, and coloring until all 3 columns are fully colored.

					
chess	lunch	chip	chab	witch	chin
chin	chat	lich	chiz	lunch	chat
lich	lunch	chimp	chug	chess	
witch	chiz	lunch	chip	chan	chip
chug	chip	ruch	chimp	chug	chip
ruch	chab	chick	chan	much	lich
					

Chatting With MY MOTHER

Mara was talking with her mother about many things. Help her match the picture to the thing they were chatting about. Write the word symbol.





chis		
chimp		chess
lunch		
		
		

MATH Activities

A Letter to My Grandmother

Help Kim deliver a letter to her grandmother for Mother's Day. Starting at Kim, color the numbers in order from 50 to 100 to make a path to Kim's grandmother.


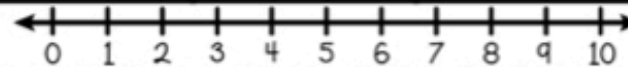


	50	51	57	63	47	76			
50	53	55	59	62	56	76			
53	54	52	60	67	61	66	70	80	
56	55	56	57	58	59	60	67	71	79
54	51	55	63	62	61	67	68	76	75
65	55	64	57	68	81	80	69	70	77
66	76	55	73	75	71	73	75		
78	77	74	70	75	74	73	74		
79	90	77	89	90	78	75	91		
80	81	82	87	88	91	96	97	98	100
82	84	83	86	97	92	95	95	99	96
81	87	84	85	96	93	94	98	100	

Making Ten Cinco De Mayo Party


Color all the correct make 10 equations ORANGE to reveal the number of friends that will attend the Cinco de Mayo party. Color all the correct equations GREEN.

$4+6=10$	$4+7=10$		
$10+0=10$	$3+8=10$	$4+6=10$	$3+7=10$
$9+1=10$	$9+3=10$	$3+5=10$	$5+5=10$
$2+8=10$	$6+5=10$	$6+4=10$	$4+6=10$
$8+2=10$	$7+3=10$	$9+1=10$	$3+7=10$
$5+5=10$	$5+3=10$	$1+9=10$	$0+10=10$
$5+7=10$	$3+8=10$	$1+6=10$	



MATH Activities

What is Paul's favorite meal on **Cinco de Mayo**?



20s C... t... secret...
 ... in the ... number ... use what ... favorite ... the May ...
 ... meal, find th ... is th ... each num ... ne secret n ... below.

I				7	a	10
11		14	15	16		18 19 20
20	22	23		25		28 30
31		33	34			38 T
			44	45	46	48 50
	52	53		55	56	57 59 60
61	62	3		65	66	60 q
71		72	7	76	7	q 8
		83	84	85		90
91	92		94		97	C 99

39 72 98 21 67

Building a Shape Piñata



Using the number of 2d shapes listed below, draw an animal piñata you would have on Cinco de Mayo. Bonus: What would you name your piñata?

4 1 3 4 2

I would name this piñata _____

©2017 K12worksheets.com


MATH Activities



Roll a Shape Maze: Memorial Day Flag Salute

If you roll 1,2, or 3, color a 1 shape

If you roll 4,5, or 6, color a 3 shape



MAY DAY Make 10 Addition

The students in Mr. Mole's class are making 10 by adding two numbers together while they dance around the May Day pole. Write the missing number in each equation to make 10.

0 + = 10

+ 8 = 10

5 + = 10

6 + = 10

+ 4 = 10

+ 7 = 10

+ 1 = 10

+ 2 = 10

9 + = 10

MATH Activities



Cinco De Mayo SHAPES

Matt is building a piñata for his Cinco De Mayo party! He needs to sort all his shapes as either 2D or 3D in order to start building. Help him get started by cutting and pasting the shapes correctly below.

2D

3D

square



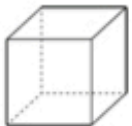
rectangle



cylinder



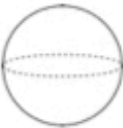
cube



circle



sphere



Memorial day Make 10

Brian's class is celebrating Memorial Day by writing 100 letters to veterans. Brian is sorting the letters in groups of 10. Some groups still need more letters. Brian figures out how many letters each group needs to make 10 by using addition. Help Brian by filling in the missing number for each equation.

$$+ \quad = 10$$

$$+ 2 = 10 \quad 1 + \quad = 10$$

$$+ 5 = 10 \quad 7 + \quad = 10$$

10 8 3

5 6 9

THEMED STATIONARY



A Letter to a Friend

To _____,

Make a great first impression by writing a letter to your friend. You can tell them how you are doing and how you are feeling. You can also tell them about your hobbies and interests. You can even tell them about your favorite TV shows and movies.



This month I will be kind to my friends by...

Handwriting practice lines for the letter body.

Yours Truly, _____



A Letter to Grandparents

To _____,

Grandparents are special people. They are the people who love us the most. They are the people who take care of us when our parents are not home. They are the people who tell us stories and give us advice. They are the people who make us feel loved and safe.



This month I will be kind to my grandparents by...

Handwriting practice lines for the letter body.

Yours Truly, _____

THEMED STATIONARY



A Letter to a Parent

To _____,

My _____ at _____



This message will
be **kind** to my
parents by...

Yours Truly, _____



A Letter to a Teacher

To _____,

My _____ is _____



This message will
be **kind** to my
teacher by...

Yours Truly, _____

