

EACH EARLY FINISHER JOURNAL INCLUDES:

20 PAGES OF ACTIVITIES

- 4 stationary pages
- 4 cut and paste sorts
- 12 fun games and activities

TWO COVER OPTIONS! To use THAT month or ALL Spring !

Above & Beyond:

April



Above & Beyond:

Spring



Name: _____

LANGUAGE ARTS ACTIVITIES







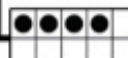

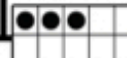
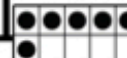
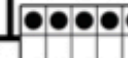
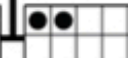
Roll & Color **Spring Race: Real or Nonsense**

Roll a dice. Read a word above the number (in ten-frame form) that you rolled.

If it is a **real** word, color it blue.

If it is a **nonsense** word, color it red.

Continue rolling, reading, and coloring until all 3 columns are full.

					
bate	game	mule	gate	cute	pite
wide	moke	dive	kite	rake	cube
muke	ake	ake	ake	ake	ake
zape	te	ake	bike	fake	hik
pile	ope	poke	ride	cane	vote
pot	nade	sate	rive	side	cake
					

CELEBRATING EARTH DAY:

Ways to Help Save the Earth

Read a way to help the earth and draw a picture to the matching picture.

Turn off the water

Plant trees.

Reuse bags

Turn off the lights

Ride your bike.



LANGUAGE ARTS ACTIVITIES

Spring Garden

Find, Color & List

Find all the REAL CVCe words. Color them. Write the words in the boxes. Cross off all the nonsense CVCe words you found.

CVCe Words You Found

©2013 Scholastic Teaching Resources

WALK TO WORK

Silent "e" Trail

Help Fred go to work. Color each circle on his path according to whether it is a real word or a nonsense word. Read each word. If the word is real, color it purple. If it is nonsense, color it blue.

real word: purple
nonsense word: blue

bake, poke, dite, rake, bite, kite, zide, tupe, hide, lake, hile, make, hope

©2013 Scholastic Teaching Resources

LANGUAGE ARTS ACTIVITIES

Springing for Silent "e" words

Read, identify, & Color

Color Key

- long a: green
- long o: yellow
- long u: blue
- long i: orange

How to Play an April Fool's Trick

Read (or find a partner/adult to read to you) each sentence about how to make Undrinkable Juice. Draw a picture to match each step.

Undrinkable Juice

1. Get red jello, a glass, and a straw.

2. Make the red jello and pour it in the glass to cool.

3. Put the straw in the glass before you ask.

4. Ask your friend or family member if they would like a glass of red fruit punch. Make sure this person does not know about the jello!

5. Hand them your Undrinkable Juice!

Five empty rectangular boxes for drawing pictures corresponding to the steps of the April Fool's trick.

LANGUAGE ARTS ACTIVITIES

April showers: Raindrop Real or Nonsense Words

Read each silent "e" word. If it is a real word, paste it under the "real" column. If it is nonsense, paste it under the "nonsense" column. After you have sorted each word, draw a tiny picture of the meaning of the real words in the oval. *Put an "x" in the nonsense word ovals.

Real	Nonsense

dake

lome

curc

tape

gate

hape

Save the Earth: Earth Day: Read, Paste, & Draw

Read each word with the long vowel. Paste the picture on top of the long vowel. In the square below, draw a picture of the long vowel word.

	a		i
	a		a
			i
			a

pine

wave

snowflake

hike

cave

lake

MATH Activities

Earthy Colors

Roll, Find, & Color: Fast Addition

Roll two dice and add the numbers together. Find the sum in a circle and color it green. On your second roll, color that many squares yellow. Continue rolling and coloring (alternating green and yellow) until you reach 10.



A grid of circles containing numbers for a fast addition activity. The numbers are: 2, 9, 11, 4, 4, 5, 5, 9, 3, 5, 3, 10, 4, 10, 8, 6, 6, 7, 2, 10, 7, 12, 11, 2.



To keep track of how many times you roll, cross off a number each time you roll.

1	2	3	4	5	6	7	8	9	10
---	---	---	---	---	---	---	---	---	----



Springtime: ROLL TO 110

Roll a die and color that many squares green. On your SECOND roll, color that many squares yellow. Continue rolling and coloring (alternating green and yellow) until you reach 110.



1	2	3	4	5	6	7	8	9	10
11	12	13	14	15	16	17	18	19	20
21	22	23	24	25	26	27	28	29	30
31	32	33	34	35	36	37	38	39	40
41	42	43	44	45	46	47	48	49	50
51	52	53	54	55	56	57	58	59	60
61	62	63	64	65	66	67	68	69	70
71	72	73	74	75	76	77	78	79	80
81	82	83	84	85	86	87	88	89	90
91	92	93	94	95	96	97	98	99	100
101	102	103	104	105	106	107	108	109	110

MATH Activities

Help Find the Nectar!

Help the butterfly reach his nectar lunch! Starting at the butterfly, follow the path by coloring all the true equations yellow and all the false equations black.

Equations in the maze:

- 2+2=4
- 1+2=3
- 2+3=4
- 1+1=2
- 4+3=7
- 8+2=10
- 2+5=4
- 7+3=10
- 3+1=4
- 7+1=9
- 8+0
- 4+0=1
- 4+0=4
- 9+0=9
- 3+5=5
- 2+4=5
- 0=3
- 3+3=6
- 5+5=10
- 0+0=1
- 3+5=9
- 2+7=9
- 2+4=6
- 2+3=5

Help Save the Earth!


Help Lucy turn off the lights to save energy! Starting at Lucy, color the numbers in order from 60 to 110 to make a path to the light switch.



60	61	62	63	64	65	66	67	68	69	70
70	71	72	73	74	75	76	77	78	79	80
80	81	82	83	84	85	86	87	88	89	90
90	91	92	93	94	95	96	97	98	99	100
100	101	102	103	104	105	106	107	108	109	110

MATH Activities

Walk to Work Day


Help Sandy walk to work! Starting at Sandy, color the numbers in order from 50 to 100 to make a path to the Fire Station.



	50	56	63	72	80	72	
52	51	58	61	64	76	74	
56	52	54	59	61	75	77	8
58	59	56	55	70	69	70	73
61	60	57	60	67	68	71	72
63	59	58	70	66	69	72	77
66	60	63	73	77	78	79	
67	61	62		69			
99	95	91		80	82	83	
98	97	96	93	99	82	85	84
99	100	97	92	90	84	88	87
	99	95	91	90	89	88	86

Addition or Subtraction: Don't be Fooled!

It is APRIL FOOLS Day, but don't get Fooled! Add a plus sign or a minus sign in each box to make the equations correct.



$\square + 10 = 5$	$\square + \square = 7$
$8 - \square = 6$	$\square - 6 = 1$
$9 - \square = 8$	$7 - \square = 2$
$3 - \square = 1$	$1 - \square = 0$
$8 - \square = 3$	$4 - \square = 2$
$8 - \square = 3$	$9 - \square = 6$
$6 - \square = 2$	$7 - \square = 5$
$4 - \square = 8$	$9 - \square = 1$
$8 - \square = 0$	$3 - \square = 6$

0 1 2 3 4 5 6 7 8 9 10 11 12 13 14 15 16 17 18 19 20

MATH Activities



You Can't fool me! April Fool's Day Number Lines 1

Cut & paste each missing number to complete each number line.

96, , 98

, 88, 89,

63, , 65,

78, 79, ,

69, , 71

80 90 97 70 87

66 99 81 64 72



You Can't fool me! April Fool's Day Number Lines 2:

Cut & paste each missing number to complete each number line.

59, , 61

, 98, 99,

74, , 76,

93, 94, ,

49, , 51

50 96 100 62 97

75 95 60 52 77

Themed Stationary



A Letter to a Friend

Hi _____,

In ANSWER TO _____



&



you are a special friend because...



Sincerely, _____



A Letter to Grandpa

Hi _____,

This Spring, I will...



&



This Spring, I would like to do this with you.



Sincerely, _____

Themed Stationary



A Letter to a Parent

Hi _____,

In _____ I will...

&

The best thing about spring is...

Sincerely, _____



A Letter to a Teacher

Hi _____,

In _____ I will...

&

If it is raining outside, I will...

Sincerely, _____