

DETAILED Substitute Instructions

- How to introduce each activity
- Tips for completing each activity
- Ideas for EARLY FINISHERS
- Extension ideas for after

thank you for working in our class today!

Please complete the following activities on our **Daily Schedule** and provide details at the top of this **instructional**

*If a page does NOT have a space to write a name, please

<p>Batty About Sight Words READING R.K.3C</p>	<p>Discuss the sight words on the sentences using them. Write them stand up and spell each sight letter. TIP: Have students color listed next to them. This will help words without having to reread. write the number of each sight word did they find 9 of? AN blank. Discuss this with students poor eyesight and to help the. They make high frequency spelling location of food and obstacle draw a picture of a bat on the eats? Ask them to draw these</p>
<p>Beginning Sounds Bat-nanza READING R.K.3</p>	<p>BREAK BETWEEN WORKSHEETS moving around the room. Ch Students can hop for each letter, etc. —Review the what word each picture stands banana, ring, fish, turtle, insect. Have table groups or partners before you discuss the correct circle the things they think are some of the things different few consonants on the board begin with those letters? Write board. EARLY FINISHERS: C on the back of this page. Ca</p>

<p>Flying High with Ten-frames MATH K.CC.15</p>	<p>Call students to the carpet. Grab the ten pieces of paper I left around the same items (books, crayons, etc.). Create a visual ten-frame on the carpet using the ten pieces of paper (2 rows of 5). Place one item on each paper to create 10. Count the items with students. Remove some and ask students how many. Keep replacing and removing items to create several different numbers. On this worksheet, students will color in each ten-frame to number to the left. EARLY FINISHERS: Challenge students numbers in order as high as they can starting at 1 on the bottom page.</p>
<p>Batty Numbers I can count to 20. MATH K.CC.AJ</p>	<p>BREAK BETWEEN WORKSHEETS: Practice counting to 100. Have students do a different action for each group of ten: stomp 1-10, clap 11-20, etc. Before letting students cut and paste, have them write in the with a pencil. When students are finished, call out some numbers 1-20 and have students find and color these numbers certain read the sentence in bold to students and ask them to take a and China, do they think bats are a symbol of happiness or will color the face of their guess. Reveal the answer: HAPP make them happy? EARLY FINISHERS: Challenge students to of what they would do if they found a bat in their room. Would they feed it? Feel happy? Feel scared?</p>
<p>Partner Response Our Favorite Parts READING K.L.K.J</p>	<p>*If I have left you a book, please read that book. If I have not left pick any from our classroom library. After reading a book aloud, partner students up and have them favorite parts. Talk about what fiction and nonfiction mean. fiction or nonfiction? Color in the correct circle by the answers students will draw their favorite part AND draw their part part. Invite students to add words or sentences to their pictures are finished, pick a few students who want to share their pictures with the class. EARLY FINISHERS: On the back of the challenge students to draw a picture of their LEAST favorite story. Which part did they NOT like?</p>
<p>What would you do with a pet bat? WRITING W.K.3</p>	<p>Start a discussion by asking students what they would do with Would they keep it in a cage? Try to play with it? Would the writing a sentence of your own about what YOU would do in your picture. Think out loud as you write. Ask students if specific words they want to use in their story. Write these words board. Ask students to draw their picture first and encourage or writing. EARLY FINISHERS: Challenge students to write in they would do on the back of this page.</p>

<p>I know how to be safe at night. DISCUSSING & WRITING L.K.5</p>	<p>Call students to the carpet. Discuss how to be safe walking at night. You will either have a page about Halloween night or a page about staying safe when outside at night. Discuss the safety rules listed on this page with the class. Why are these important? Ask students to draw a picture to show what each rule looks like in the box below it. Can students think of any more rules that are missing? Write their responses on the board. EARLY FINISHERS: Challenge students to draw a picture of any additional safety rules on the back of this page.</p>
<p>Science: I can label the parts of a bat.</p>	<p>Ask students what they know about bats. Write their responses on the board. What questions do they have about bats? Help students label the bat parts using the word bank at the bottom of the page. Review the answers. EARLY FINISHERS: Challenge students to draw a picture of themselves on the back of their page. Can they label their body parts?</p>
<p>THE BEST PART OF TODAY!</p>	<p>A fun activity to do at the end of the day! Have students draw their favorite part of the day. Invite students to share their picture with the class.</p>

Language Arts Activities

BATTY About Sight Words

Color each sight word according to the color code at the bottom of the page.

Name: _____

can	the	see	like	see
see	like	can	the	like
the	the	like	see	the
like	see	can	like	see
like	can	see	the	can
see	the	like	see	can
can	like	the	can	like

like- blue see- pink the- red can- purple

Count! How many did you find of each word?

like: _____
 see: _____
 the: _____
 can: _____











Which word did you find 9 of? Write that word in the blank below.

Bats are NOT blind, they can actually _____!
 Their eyesight just isn't the greatest!

READING RF.K.3

BEGINNING SOUNDS BAT-nanza

Cut and paste each beginning sound letter next to the picture it begins.

What do bats eat? Circle all the things you think bats eat.

p	i	t	s	m
c	b	r	f	h

©2014 The Kinder Life

LA/READING RF.K.3

Math Activities



Flying High with Ten-Frames

Color in each ten-frame to match the number.

1

8

6

10

5

7

9

4

1

2

3

6

MATH KCCB.5

©2014 The Kinder Life

Batty Numbers: I can count to 20.

Cut and paste the missing numbers in the right place.



1		3	4	5
	7		9	10
		13	14	
	17	18		20

TAKE A GUESS!
COLOR YOUR
GUESS!

In Japan and
China, bats are a
symbol of



HAPPINESS



SADNESS

MATH KCCB.1

12	2	19	16
8	6	11	15

Writing

Reading Response



What would you do
with a **pet bat**?

Name _____

Large empty box for writing a response to the question.

Handwriting practice lines with the word "I would" written on the top line.

My name:

Empty box for writing the student's name.

My partner:

Empty box for writing the partner's name.

This book was:

FICTION

NONFICTION

Large empty box for writing a response to the question.

Large empty box for writing a response to the question.



My
favorite
Part

My Partner's
favorite
Part



Social Studies

BONUS!

two different versions to choose from!

I know how to be safe on HALLOWEEN night!

Illustrate each safety rule.

Never go trick-or-treating

Always cross the street on

at a
k.

**-For classes
where
everyone
celebrates
HALLOWEEN**

Don't eat candy or food
that is unwrapped or open.

Bring a flashlight.



SPEAKING & LISTENING SLK.5

©2014 The Kinder Life



We are NOT nocturnal!

How to be safe when outside at night:

Illustrate each safety rule.

Bring a flashlight when

Always cross the street on the

Make
ees
treet.

**-For classes
where HALLOWEEN
ISN'T celebrated
universally**

Don't walk outside in the
dark alone, bring a friend to
help you keep safe.

Wear bright clothes! When
you wear dark clothes, it is
hard to see you!




SPEAKING & LISTENING SLK.5

©2014 The Kinder Life



I can label the parts of a bat!



Word Bank

fangs
eyes

ears
nose

wings
feet



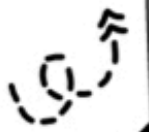
review

review

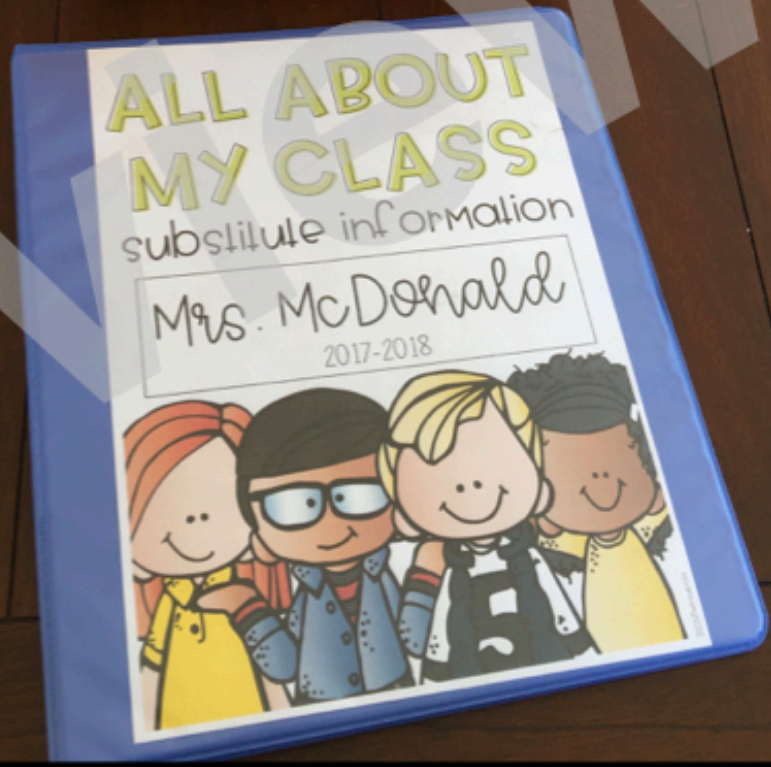
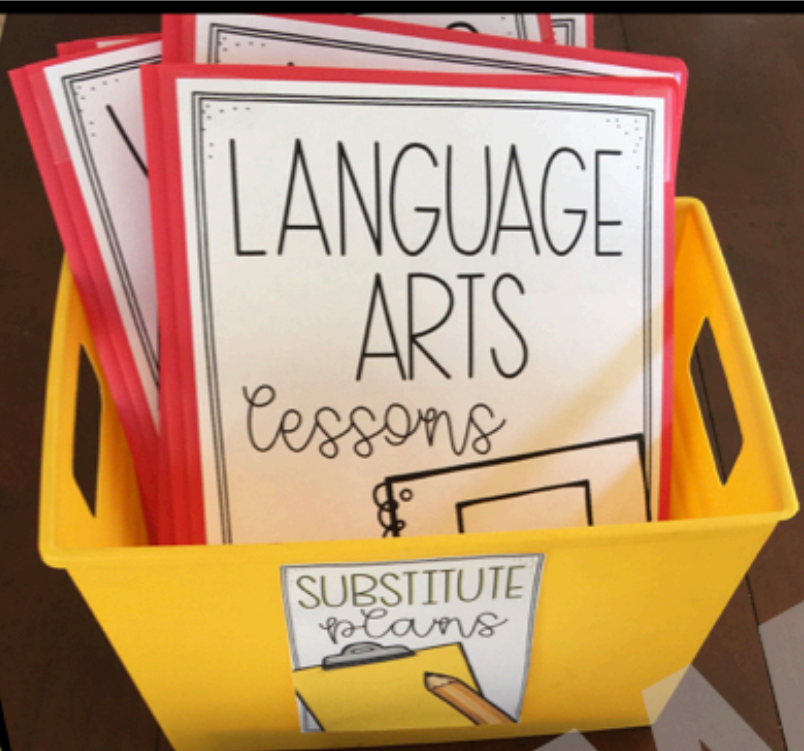


The best part of today!

By: _____



PLUS!!
EDITABLE SUB
INFORMATION
BINDER



pre

BONUS: TASK CARD GAME INCLUDED

BATTY letter write

Help each bat find the UPPERCASE letter.

Using each numbered task card, WRITE the matching UPPERCASE letter to the lowercase letter in the same number box.

name: _____

1	2	3
4	5	6
7	8	9
10	11	12

©2017TheKinderLife

BATTY letter match

Help each bat find the UPPERCASE letter.

Using each numbered task card, COLOR the matching UPPERCASE letter to the lowercase letter in the same number box.

name: _____

1	2	3
4	5	6
7	8	9
10	11	12

©2017TheKinderLife