

EACH LESSON PLAN HAS...

— DETAILED — SUBSTITUTE INSTRUCTIONS

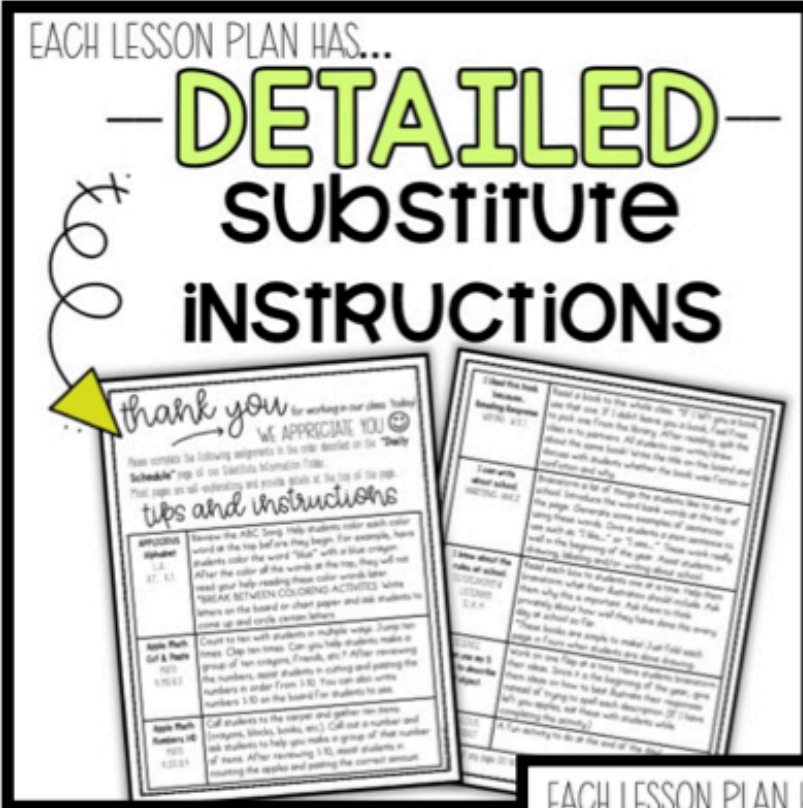
***Don't have a sub that month? You can use them yourself!
Early finishers?
Fun review?**

***Each pack is LOOSELY tied to a month and so you could really use any of these packs during ANY month!**

COMES WITH

EDITABLE

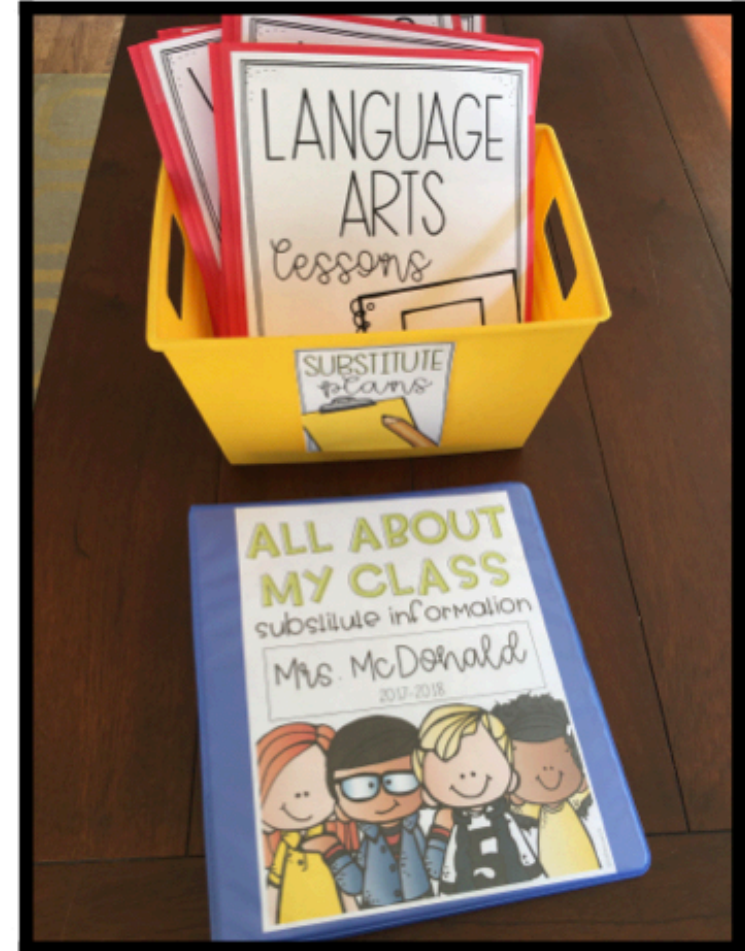
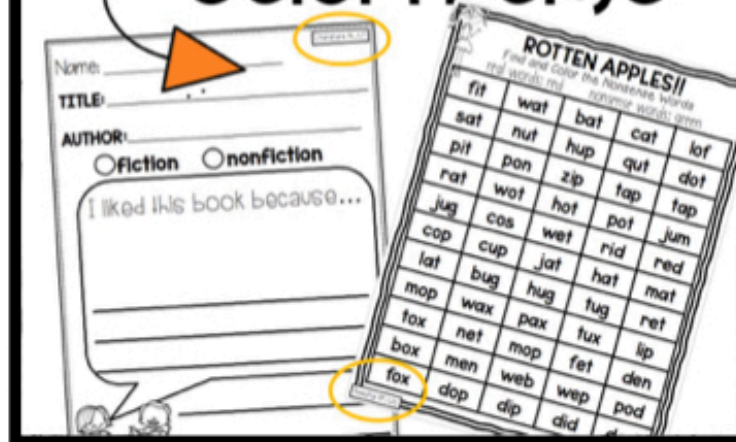
Substitute Information Binder



***Don't follow the Common Core? You can still use these packs! The common core standards used are based on universal FOUNDATIONAL 1st GRADE skills!**

EACH LESSON PLAN HAS...

— C.C. Standard — LISTED ON each page



BRAND New Addition!

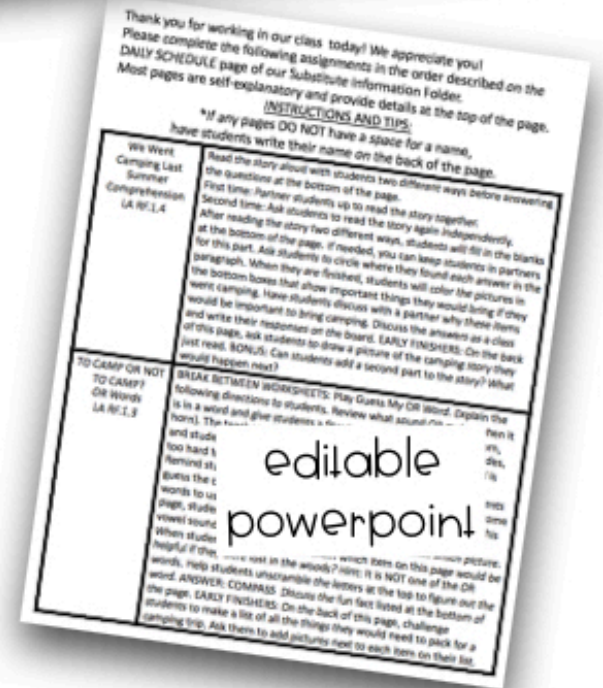
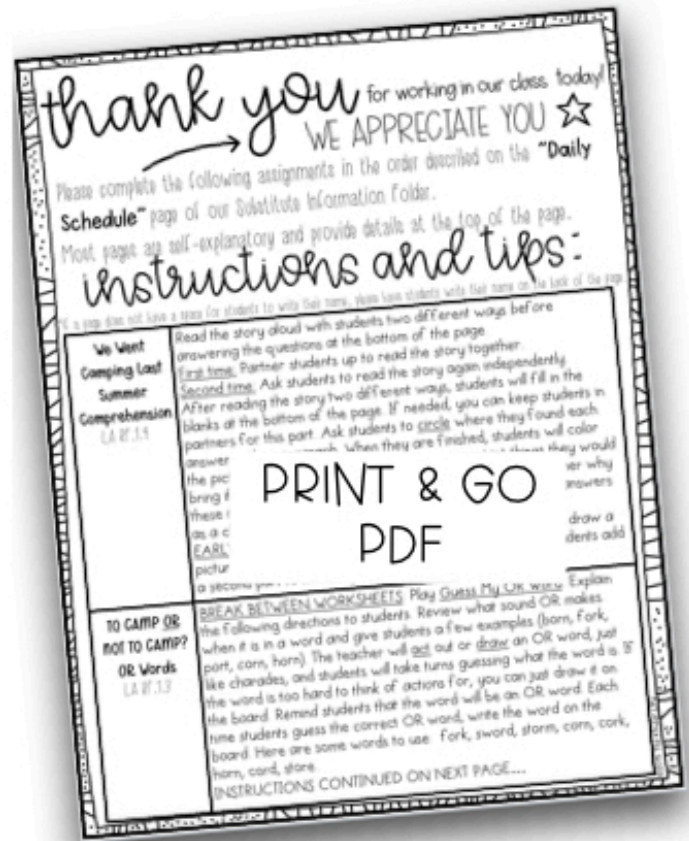
Although the substitute directions in each pack is totally ready to PRINT & GO, I know that if you have time to plan ahead for your sub you may want to tweak the directions a little instead of retyping all of them! :)

And so...in the **BUNDLE** I have provided an extra **BONUS!!**

A POWERPOINT FILE CONTAINING ALL 57 PAGES OF SUBSTITUTE INSTRUCTIONS completely EDITABLE!

- ADD OR EDIT WITH YOUR OWN TEXT
- ADD YOUR OWN FUN FONTS
- ADD DIFFERENT ACTIVITIES
- CHANGE THE INTRODUCTION ACTIVITY OR CHANGE/ADD AN EXTENSION ACTIVITY
- DELETE THE COMMON CORE STANDARD IF YOU ARE NOT USING COMMON CORE

*JUST SAVE THIS FILE TO YOUR COMPUTER SO THAT YOU SAVE YOUR EDITS FOR THE FUTURE TOO!



SEPTEMBER PLANS

FIRST GRADE
all about apples
PRINT & GO
SUB PLANS



thank you for working in our class today!
WE APPRECIATE YOU ☆

Please complete the following assignments in the order specified on the "Daily Schedule" page of our link Most pages are self-explanatory

INSTRUCT

My Family Loves When I Read! 20200907.01.13	Open page to the center the page to the center ends a board student end of the top each a match.
The TRUTH about Family 20200907.01.13	Read page to the center the page to the center ends a board student end of the top each a match.
Our Family Likes to be on Schedule! 20201002.01.13	Review all Fair- carrier student Family
We Have a Lot of Pets! Family Count & Graph 20201002.01.13	Complete all Fair- carrier student Family

Apple Life Cycle

Begin by writing a math story problem on the board. Ask students if it is a subtraction or an addition problem? How do they know? Next, read students in reading each story problem. Students will illustrate the story to solve each problem in the box provided. In the rectangle at the bottom of each box, ask students to write the equation needed to solve the story problem. When students are finished, receive the stories as a class.

Apple Life Cycle

All students to imagine if they were given their teacher a magical apple, what might happen to the magical apple? Ask students to brainstorm some ideas and write them down on the board. Challenge students to create a picture word bank, what things do they want to include in their story? Students will write these words in the bottom row of each box on the top line of the box. Challenge students to draw a picture of the magical apple in the box and write the words in the box. When students are finished, receive the stories as a class.

Apple Life Cycle

Each page to students to imagine if they were given their teacher a magical apple, what might happen to the magical apple? Ask students to brainstorm some ideas and write them down on the board. Challenge students to create a picture word bank, what things do they want to include in their story? Students will write these words in the bottom row of each box on the top line of the box. Challenge students to draw a picture of the magical apple in the box and write the words in the box. When students are finished, receive the stories as a class.


DETAILED
sub instructions

FIND THE ROTTEN APPLES!!
Nonsense & Real Words

NAME _____

How many words in 10

1	2	3	4	5
6	7	8	9	10
11	12	13	14	15
16	17	18	19	20
21	22	23	24	25
26	27	28	29	30
31	32	33	34	35
36	37	38	39	40

Apple Life Cycle

FRUIT SEED
BLOSSOM BUD
TREE SAPLING

HOW I'LL GROW THIS YEAR

TIME FOR A SLICE: Breaking Words in Syllables

pancake robin

Apple Life Cycle

FRUIT SEED
BLOSSOM BUD
TREE SAPLING

HOW I'LL GROW THIS YEAR

BONUS:
task
card
game

Apples

1 2 3
4 5 6
7 8 9
10

Apples

1 2 3
4 5 6
7 8 9
10

FIRST GRADE
all about family
PRINT & GO
SUB PLANS



thank you for working in our class today!
WE APPRECIATE YOU ☆

Please complete the following assignments in the order specified on the "Daily Schedule" page of our link Most pages are self-explanatory

INSTRUCT

My Family Loves When I Read! 20200907.01.13	Open page to the center the page to the center ends a board student end of the top each a match.
The TRUTH about Family 20200907.01.13	Read page to the center the page to the center ends a board student end of the top each a match.
Our Family Likes to be on Schedule! 20201002.01.13	Review all Fair- carrier student Family
We Have a Lot of Pets! Family Count & Graph 20201002.01.13	Complete all Fair- carrier student Family

How I Help Out My Family

Parents GRANDPARENTS OR AUNT/UNCLES
SIBLINGS OR COUSINS

My Family Portrait


DETAILED
sub instructions

My Family Likes to be on Schedule!

THE TRUTH about Family

I can write about my FAMILY.

How I Help Out My Family

My Family Portrait

BONUS:
task
card
game

family pets

1 2 3
4 5 6
7 8 9
10

family pets

1 2 3
4 5 6
7 8 9
10

OCTOBER PLANS

FIRST GRADE
all about spiders
PRINT & GO
SUB PLANS

thank you for working in our class today!
WE APPRECIATE YOU

Please complete the following assignments in the order described on the "Daily Schedule" page of our Most pages are self-explanatory

instru

Caught in a Web Long or Short Vowels	RDING 91.2A
Spinning a Ball Word Identifying Ball Words	RDING 1.1C
How many spiders long?	Cut & Measure
Do you like spiders?	GRAPHING

Reading Response Sequence
LITERACY 1.2.2

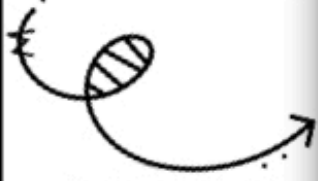
If I found a spider...
WRITING 1.3.1

Our Community WEB
COMMUNITY 1.2.2

Science: I can label the parts of a Black Widow spider.
RDING 1.2.2C

Do you like spiders?
GRAPHING

Additional note: If any pages DO NOT have a space for a name, have students write their name on the back of the page.



DETAILED
sub instructions

How many spiders long? Cut & Measure

of the book we read...

OUR COMMUNITY WEB I know about jobs in my community

firefighter postal worker

If I found a spider...

I can label the parts of a Black Widow spider! Color the spot on his abdomen red.

sp

ab


Do you like spiders? GRAPHING

YES NO

swimming jumped flying grabbed stopped hunted called dropped raked lays taps pped raked

This is how a spider catches its prey.

BONUS:
task card game



FIRST GRADE
all about bats
PRINT & GO
SUB PLANS

thank you for working in our class today!
WE APPRECIATE YOU

Please complete the following assignments in the order described on the "Daily Schedule" page of our Most pages are self-explanatory

instru

Bats About Sight Words	RDING 91.2
Middle Sounds Balance	RDING 91.2C
Flying High with Ten-Frames	RDING 1.2.2B
Batty Numbers I can count from 91 to 100	RDING 1.2.2A

Partner Response Our Favorite Parts
RDING 91.2

What would you do with a pet bat?
WRITING 1.3.1

I know how to be safe on Halloween night.
LITERACY 1.2.2

Science: I can label the parts of a bat.
RDING 1.2.2C

Additional note: If any pages DO NOT have a space for a name, have students write their name on the back of the page.



DETAILED
sub instructions

I know how to be safe on HALLOWEEN night

I can label the parts of a bat

Flying High with Ten-Frames

3 + \square = 10
= 9
= 16

BATTY About Sight Words

help would would could would play help help play help

MIDDLE SOUNDS BAT-mania

What would you do with a pet bat?

Name: _____

My partner: _____


My Favorite Part: _____

My Partner's Favorite Part: _____

BATTY Word scrambles

Word scrambles

BONUS:
task card game



NOVEMBER PLANS

FIRST GRADE
all about fall
PRINT & GO
SUB PLANS

thank you for working in our class today!
WE APPRECIATE YOU ☆

Please complete the following assignments in the order decided on the "Daily Schedule" page of this sub plan.

Most pages are self-instructing!

instru

Finding "FALLING" Vowel Pairs
LA.1.F.1.3

English Sentence
Cut, Paste, Read & Draw
LA.1.W.1.3a

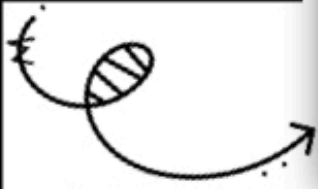
We are FALLING for place value.
MATH.1.OA.A.2

LEAFY FACT FAMILIES
MATH.2.OA.A.3

Compare and Contrast
MATH.1.OA.D.8

There are 4 seasons in a year!

Compare and Contrast
LA.1.W.1.3a



DETAILED
sub instructions

Finding "FALLING" Vowel Pairs
Cut, Paste, Read & Draw

Leafy Fact Families
Color, Color & Match

FALLING
I can write about fall!

The Football player scored a _____

Compare and Contrast
MATH.1.OA.D.8

39 21 47 55

The Characters

There are 4 seasons in a year!

Compare and Contrast
LA.1.W.1.3a

BONUS:
task card game

Autumn Vowel Teams

1	2	3	4	5	6	7	8	9	10
11	12	13	14	15	16	17	18	19	20

FIRST GRADE
all about pumpkins
PRINT & GO
SUB PLANS

thank you for working in our class today!
WE APPRECIATE YOU ☆

Please complete the following assignments in the order decided on the "Daily Schedule" page of this sub plan.

Most pages are self-instructing!

instru

Perfectly Pie
Long Vowel
Search & Match
LA.1.F.1.3

Silly Pumpkin Stories
Long or Short
Search
LA.1.F.1.3

Roll a Pumpkin
MATH.1.OA.A.2

Change! No a Great Counter!
MATH.1.OA.A.2

Pumpkin Bread Recipe
MATH.1.OA.A.2

The Coolest Pumpkin Ever
MATH.1.OA.A.2

The Life Cycle of a Pumpkin
LA.1.W.1.3a

The Life Cycle of a Pumpkin
LA.1.W.1.3a

First Feet Reads
LA.1.R.1.3



DETAILED
sub instructions

Perfectly Pie Long Vowel

Silly Pumpkin Stories!

Roll a Pumpkin

Change! You a Great Counter!

The Coolest Pumpkin Ever!

Pumpkin Bread Recipe

The Life Cycle of a Pumpkin

The Life Cycle of a Pumpkin

green pumpkin vine orange pumpkin

seed flower sprout

BONUS:
task card game

Pumpkin +10 or -10

A	B	C	D	E	F	G	H	I	J
12 +10									

Pumpkin +10 or -10

30 -10

BONUS PLAN!

HOLIDAYS AROUND THE WORLD

THE WORLD

FIRST GRADE

holidays around the world

PRINT & GO SUB PLANS



ITALY: La Befana

Thank you for working in our class today. WE APPRECIATE YOU! Please complete the following assignments in the order described on our DAILY SCHEDULE. Most pages are self-explanatory and provide details at the top of the page. Instructions and tips: WHEREVER STARTING ANY OF THE ACTIVITIES PLEASE PRINT OUT A HOLIDAY REPORT BOOK TO EACH STUDENT THEY WILL FILL IT IN BY THEMSELVES AND WRITE THEIR NAME ON THE FRONT PAGE. FREE TO LET STUDENTS COLOR AS THEY PLEASE.

KINDER

Thank you for working in our class today. WE APPRECIATE YOU! Please complete the following assignments in the order described on our DAILY SCHEDULE. Most pages are self-explanatory and provide details at the top of the page. Instructions and tips: WHEREVER STARTING ANY OF THE ACTIVITIES PLEASE PRINT OUT A HOLIDAY REPORT BOOK TO EACH STUDENT THEY WILL FILL IT IN BY THEMSELVES AND WRITE THEIR NAME ON THE FRONT PAGE. FREE TO LET STUDENTS COLOR AS THEY PLEASE.

My Holidays Around The World PASSPORT

NAME: _____

BONUS:
task card
game

-write it-

-NUMBER WORDS-

-write it-

WHAT COMES NEXT?

42	43
44	43

99 **100**

DESIGN A PIÑATA FOR LAS POSADAS

Name: _____

All About My Las Posadas

CHRISTMAS IN THE ITALY: La Befana

La Befana was an old woman who lived in a small town in Italy. She loved to cook and clean. One night, she had three visitors who were on a journey to see an important child in a small town. She told them she couldn't help because she was too busy. She wanted to keep cleaning her house. After they left, she quickly realized she had made a mistake! She filled a basket full of baked goods and took her broom to go find them. She never found them! Legend says that she ran so fast that her broom took off into the sky! Legend also says that she is still flying in the sky delivering gifts to good boys and girls on the night of January 5th. And on the morning of January 6th, Italian children may find

eighteen fourteen

NAME: _____

LAS POSADAS: MEXICO

ACTIVITY TABLE

1	2	3	4	5	6	7	8	9	10	11	12	13	14	15	16	17	18	19	20	21	22	23	24	25	26	27	28	29	30	31	32	33	34	35	36	37	38	39	40	41	42	43	44	45	46	47	48	49	50	51	52	53	54	55	56	57	58	59	60	61	62	63	64	65	66	67	68	69	70	71	72	73	74	75	76	77	78	79	80	81	82	83	84	85	86	87	88	89	90	91	92	93	94	95	96	97	98	99	100
---	---	---	---	---	---	---	---	---	----	----	----	----	----	----	----	----	----	----	----	----	----	----	----	----	----	----	----	----	----	----	----	----	----	----	----	----	----	----	----	----	----	----	----	----	----	----	----	----	----	----	----	----	----	----	----	----	----	----	----	----	----	----	----	----	----	----	----	----	----	----	----	----	----	----	----	----	----	----	----	----	----	----	----	----	----	----	----	----	----	----	----	----	----	----	----	----	----	----	-----

NAME: _____

HANUKKAH: What?

1	2	3	4	5	6	7	8	9	10	11	12	13	14	15	16	17	18	19	20	21	22	23	24	25	26	27	28	29	30	31	32	33	34	35	36	37	38	39	40	41	42	43	44	45	46	47	48	49	50	51	52	53	54	55	56	57	58	59	60	61	62	63	64	65	66	67	68	69	70	71	72	73	74	75	76	77	78	79	80	81	82	83	84	85	86	87	88	89	90	91	92	93	94	95	96	97	98	99	100
---	---	---	---	---	---	---	---	---	----	----	----	----	----	----	----	----	----	----	----	----	----	----	----	----	----	----	----	----	----	----	----	----	----	----	----	----	----	----	----	----	----	----	----	----	----	----	----	----	----	----	----	----	----	----	----	----	----	----	----	----	----	----	----	----	----	----	----	----	----	----	----	----	----	----	----	----	----	----	----	----	----	----	----	----	----	----	----	----	----	----	----	----	----	----	----	----	----	----	-----

NAME: _____

THE DRAGON OR THE LION?

TITLE: _____

AUTHOR: _____

NAME: _____

All About KWANZAA

Day 1: The red candle is lit and families decorate their houses with the color of Kwanzaa.

Day 2: The middle green candle is lit and families decorate their houses with the color of Kwanzaa.

Day 3: The red candle is lit and families decorate their houses with the color of Kwanzaa.

Day 4: The green candle is lit and families decorate their houses with the color of Kwanzaa.

Day 5: The middle green candle is lit and families decorate their houses with the color of Kwanzaa.

Day 6: The red candle is lit and families decorate their houses with the color of Kwanzaa.

Day 7: The green candle is lit and families decorate their houses with the color of Kwanzaa.

CANDLES during the HOLIDAYS

SAFE NO

Only green lights should be lit.

If you hear a fire alarm, get out of the house.

If a fire starts, try to get out of the house.

Call a firefighter to put out a fire.

You can leave the house when the firefighters are here.

Fireworks are toys.

My holiday celebration

happiness

friendship

Family

JANUARY PLANS

FIRST GRADE all about Martin Luther King Jr. PRINT & GO SUB PLANS



thank you for working in our class today!
WE APPRECIATE YOU ☆

Please complete the following assignments in the order decided on the "Daily Schedule"

LET'S MAKE A DIFFERENCE
Subtraction
100 100 100 100

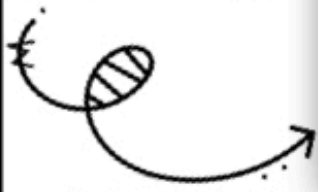
I HAVE A DREAM
100 100 100 100

ALL ABOUT MARTIN
100 100 100 100

ALL ABOUT CHARACTER
100 100 100 100

What is the purpose of the page?

Changing the World
100 100 100 100



**DETAILED
sub instructions**

"COLORS OF OUR WORLD" I blend! I blend! and Color
100 100 100 100

LET'S MAKE A DIFFERENCE Subtraction
100 100 100 100

ALL ABOUT CHARACTER
100 100 100 100

I HAVE A DREAM
100 100 100 100

All About Martin Luther King Jr.
100 100 100 100

WAS George Washington Carver?
100 100 100 100

What is the purpose of the page?

**BONUS:
task
card
game**

Subtraction Facts

M	N	O	P	Q	R	S	T	U	V	W	X	Y	Z
13	12	11	10	9	8	7	6	5	4	3	2	1	0
19	20	10	11	12	13	14	15	16	17	18	19	20	10
16	15	14	15	14	13	12	11	10	9	8	7	6	5
17	18	18	17	20	19	18	17	20	19	18	17	20	19

Task cards: 3-2=, 17-5=

FIRST GRADE all about winter PRINT & GO SUB PLANS



thank you for working in our class today!
WE APPRECIATE YOU ☆

Please complete the following assignments in the order decided on the "Daily Schedule"

101 NUMBERS
Adding Within 20
Sort
100 100 100 100

101 NUMBERS
Adding Within 20
Sort
100 100 100 100

101 NUMBERS
Adding Within 20
Sort
100 100 100 100

101 NUMBERS
Adding Within 20
Sort
100 100 100 100

What is the purpose of the page?



**DETAILED
sub instructions**

SNOW Many Capitals! Fix Me Sentences
100 100 100 100

SNOW Many Capitals! Fix Me Sentences
100 100 100 100

SNOW Many Capitals! Fix Me Sentences
100 100 100 100

SNOW Many Capitals! Fix Me Sentences
100 100 100 100

What is the purpose of the page?

**BONUS:
task
card
game**

Winter Word Sort

31	32	33
34	35	36
37	38	39
40	41	42

Task cards: Watch out!, Can you play!

BONUS PLAN!

ARCTIC ANIMALS

FIRST GRADE

all about Arctic animals

PRINT & GO SUB PLANS



KINDER

thank you for working hard! WE APPRECIATE YOU!

Please complete the following assignments in the order listed on the DAILY SCHEDULE.

Most pages are self-explanatory and provide details of the instructions and tips:

REASON RATIONALE
Before starting the page, please review periods and question marks. When would you use these? On this page, students will determine whether a period or question mark should go at the punctuation needed, students will either write the word *question* box. Feel free to complete a few together as a class but independently. After students have finished, challenge students question with its answer. Students will color the question and same color. For example, what do polar bears mostly eat? an seal could both be colored YELLOW to show they are a match (question & answer) a different color. SP: Discuss who when reviewing this question/answer. **EARLY FINISHERS**: Challenge students to draw some pictures to go along with one learned about Arctic animals from this page. For example, do Arctic Fox and label it as "a".

HOW LONG IS A WALRUS FOOT?
Review a few simple missing addend problems with the class by writing the following equations on the board: $21 + __ = 49$, $17 + __ = 43$, $39 + __ = 49$. Ask students to explain how they can figure out each answer. Can they use their fingers? Draw a picture? Use a number line? On the page, one of the missing addend problems by writing the missing number in the box. Next, students will color each box according to how they write on the line. Feel free to demonstrate by asking and with students but we asking them to work independently on the line. Have students color coding. They will write the letters seen in the to BOTTOM to figure out the word that goes in the blank of it within 5 minutes. **ANSWER: WALKERS** Discuss the Fun Fun **ADDITIONAL INFORMATION**: A walrus possesses anywhere between 15 to 19 rows around the nose. These walrus are movement because they are attached to muscles and are super sensitive! **EARLY FINISHERS**: On the back of this page, challenge numbers from 1-100. Can they color their age with a yellow or orange of their family members? Sisters? Brothers? Cousins? Parents?

HOW LONG IS A RAINBOW?
Review a few simple missing addend problems with the class by writing the following equations on the board: $21 + __ = 49$, $17 + __ = 43$, $39 + __ = 49$. Ask students to explain how they can figure out each answer. Can they use their fingers? Draw a picture? Use a number line? On the page, one of the missing addend problems by writing the missing number in the box. Next, students will color each box according to how they write on the line. Feel free to demonstrate by asking and with students but we asking them to work independently on the line. Have students color coding. They will write the letters seen in the to BOTTOM to figure out the word that goes in the blank of it within 5 minutes. **ANSWER: WALKERS** Discuss the Fun Fun **ADDITIONAL INFORMATION**: A walrus possesses anywhere between 15 to 19 rows around the nose. These walrus are movement because they are attached to muscles and are super sensitive! **EARLY FINISHERS**: On the back of this page, challenge numbers from 1-100. Can they color their age with a yellow or orange of their family members? Sisters? Brothers? Cousins? Parents?

3 THINGS I LEARNED
If I have left you a specific task, please use it for this activity. If I have not left you a task, please pick out a **REFLECTION** book from our classroom library. Before reading, review the title and ask students what they think the book will be about. Write their responses on the board. While reading, ask occasionally and ask students what they have learned so far. Write their responses on the board too. After reading, review the things you've written on the board. As a class, discuss what students think the book was mostly about. Ask students to write a word or two to describe what the book was about at the top of the page. Next, students will draw & write about three things they learned from the book. **EARLY FINISHERS**: Challenge students to draw a picture of something they already knew about the topic on the back of this page. If they didn't know anything about the topic before, ask students to draw/write about the thing they thought was MOST interesting (or really surprised them) about the topic on the back of the page.

LET'S SAVE THE ARCTIC
Before completing this page, ask students if they know what **GLOBAL WARMING** means. Write their responses in the box. Discuss the following: There are lots of factors that contribute to Earth's climate. Climate is the weather condition over time. Many scientists agree that Earth has been getting warmer in the past 100 to 100 years due to human activities. Carbon dioxide in Earth's atmosphere is greenhouse effect. These gases keep Earth warm like the blanket covers on such as burning of fossil fuels, changing the natural greenhouse. They have been used to, leading to water in order to help, we need to change it. Read and discuss the things students learned about global warming at the bottom of the page. If you have a chance to talk to your students, the one to talk to, Arctic animals use the ice for shelter, to walk from place to place, and to create a path. Drawing one or two Arctic animals on the back of this page and discuss the things students learned about global warming at the bottom of the page. If you have a chance to talk to your students, the one to talk to, Arctic animals use the ice for shelter, to walk from place to place, and to create a path. Drawing one or two Arctic animals on the back of this page and discuss the things students learned about global warming at the bottom of the page.

MOVE LIKE ME: ARCTIC ANIMALS

ARCTIC HARE	ARCTIC FOX	REINDEER
HARP SEAL	MUSKY	LEMING
MOOSE	NARWHAL	POLAR BEAR
PUFFIN	REINDEER	SNOWY OWL

BONUS:
task card game

MISSING LETTERS
CVCE WORDS

me 21
I _ be 22

FREEZING PUNCTUATION

Read it. Color it. Write it.

1. Do polar bears mostly eat seals?

2. Why is the Arctic so cold?

3. Why is the Arctic so cold?

4. Why is the Arctic so cold?

5. Why is the Arctic so cold?

6. Why is the Arctic so cold?

7. Why is the Arctic so cold?

8. Why is the Arctic so cold?

9. Why is the Arctic so cold?

10. Why is the Arctic so cold?

HOW DOES A WALRUS FIND ITS FOOD?

W 3 + _ = 6 2 + _ = 7

H 1 + _ = 4 2 + _ = 4

M 0 + _ = 4 6 + _ = 8

E 4 + _ = 6 2 + _ = 5

K 0 + _ = 5 1 + _ = 6

0 + _ = 3 1 + _ = 3

3 + _ = 8 1 + _ = 4

3 + _ = 5 2 + _ = 2

HOW LONG IS A WALRUS FOOT?

11	44	15	9
10	65	33	39
29	80	13	1
45	93	28	23
42	56	13	6
21	88	38	37
7	92	49	27
48	66	17	12
18	70	47	36
34	87	35	4
20	46	19	18

A walrus's tooth can grow up to 10 inches long.

THIS BOOK IS ABOUT

3 THINGS I LEARNED

NAME: _____

LET'S SAVE THE ARCTIC

This poster was created by: _____

ARCTIC, DESERT, OR RAINFOREST?

NAME: _____

<input type="checkbox"/>	<input type="checkbox"/>	<input type="checkbox"/>	<input type="checkbox"/>	<input type="checkbox"/>
ARCTIC	DESERT	RAINFOREST	ARCTIC	DESERT
<input type="checkbox"/>	<input type="checkbox"/>	<input type="checkbox"/>	<input type="checkbox"/>	<input type="checkbox"/>
ARCTIC	DESERT	RAINFOREST	ARCTIC	DESERT

When to use each one to describe global warming: Arctic is use readable items the animals are cold, the desert is use readable items the animals are hot, the rainforest is use readable items the animals are warm. Turn off the lights when we aren't using them and use energy efficient light bulbs. Turn off the water when we aren't using it. Turn off the TV when we aren't watching it. Turn off the computer when we aren't using it.

FEBRUARY PLANS

FIRST GRADE
all about love
PRINT & GO
SUB PLANS

thank you for working in our class today!
WE APPRECIATE YOU ☆

Please complete the following assignments in the order directed on the "Daily Schedule" sheet.

My Love for Numbers is Big!
1001-1001-10

WE ADORE Adjectives, Nouns, & Verbs!
1.1.1.1.1

DOUBLE THE LOVE WE LOVE DOUBLES!
1001-1001-10

Love These Sentences!
1.1.1.1.1

3 REASONS WHY I LOVE LOVE!
1001-1001-10

HOW I SHOW LOVE LOVE!
1001-1001-10

THE BOOK I LOVED THE MOST!
1001-1001-10



DETAILED
sub instructions

We Adore Adjectives, Nouns, & Verbs!
Name: _____
ADJECTIVES Double the Love: We Love Doubles!
2 -2 4 -4 7 -7 3 -3 8 -8
4 -4 10 -10 8 -8 10 -10
8 -8 7 -7 3 -3 2 -2

lovin' these sentences:
Question? — Statement. — Exclamation!
Watch out valentine how old is your heart
Name: _____
the book I enjoyed the most

My Love for Numbers is Big!
Match each group of tens and ones

Dear _____
Three reasons why I like _____

Animals That Find PARTNER WORDS!
W O L V E S
K W C U B W
Q L A L O A
F S Y D U E
U B I R V
P I G E O A
N E H S A G
T C E A M F
H X M D F

How I Show Love... Sort!
Name: _____

WORD BANK
wolves swans pigeons termites
beavers eagles

BONUS:
task
card
game

LOVE'S WORDS
verb verb verb
verb adjective noun
noun noun noun

51 dance
52 hot

fish teacher
beach dance
hot park

FIRST GRADE
all about presidents
PRINT & GO
SUB PLANS

thank you for working in our class today!
WE APPRECIATE YOU ☆

Please complete the following assignments in the order directed on the "Daily Schedule" sheet.

How old was each president when they were elected?
1001-1001-10

WE LOVE DOUBLES!
Presidents that love words!

IF I WERE PRESIDENT I WOULD...
1001-1001-10

THE MAIN CHARACTER
1001-1001-10

WHAT DOES A PRESIDENT DO?
1001-1001-10

THOMAS JEFFERSON
1001-1001-10



DETAILED
sub instructions

How old WAS EACH PRESIDENT WHEN THEY WERE ELECTED?
Working with tens and ones
Name: _____
AGE 40
COLOR THE ANSWER

Vote for -EY!
trolley - BLUE money - GREEN hockey - DUNKER - RED jersey - ORANGE

We like doubles! Just like -y's & -z's!
Presidents that served 2 terms or more!

IF I WERE PRESIDENT I WOULD...
Name: _____
1. _____
2. _____
3. _____

What does a PRESIDENT do?
TRUE FALSE

Thomas Jefferson:
The main character

BONUS:
task
card
game

red, white, & blue double-digi addition

22 + 11 = 33 35 + 30 = 65
36 + 25 = 61 8 + 33 = 41
25 + 30 = 55 39 + 35 = 74

MARCH PLANS

FIRST GRADE
all about baby animals
PRINT & GO
SUB PLANS



thank you for working in our class today!
WE APPRECIATE YOU ☆

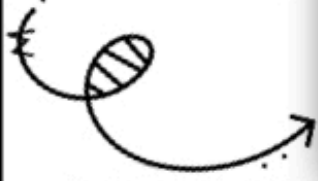
Please complete the following assignments in the order decided on the "Daily Schedule" page of your class calendar.

It's Time for Spring (10/17/23)

Let's SPRING Forward (10/17/23)

Word Bank (10/17/23)

The Life Cycle of a Chicken (10/17/23)



DETAILED
sub instructions

Baby Animals Color by Word L Blends

Baby Animals on the Farm SPIN, READ, AND GRAPH

It's Time for Spring

Let's SPRING Forward

If I had a baby

Baby Animal Rules

The Life Cycle of a Chicken

Word Bank
chicken
chick
hatching

BONUS:
task
card
game

colorful clocks
NAME TO THE HOUR

colorful clocks
NAME TO THE HOUR

colorful clocks
NAME TO THE HOUR

FIRST GRADE
all about luck
PRINT & GO
SUB PLANS



thank you for working in our class today!
WE APPRECIATE YOU ☆

Please complete the following assignments in the order decided on the "Daily Schedule" page of your class calendar.

Lucky Charms & Colors (10/17/23)

Why do Leprechauns Hide? (10/17/23)

How to Catch a Leprechaun (10/17/23)

All About St. Patrick's Day (10/17/23)

All About Rainbows (10/17/23)

The Adjectives I Found (10/17/23)



DETAILED
sub instructions

Lucky Charms & Colors

Why do Leprechauns Hide?

How to Catch a Leprechaun

All About St. Patrick's Day

All About Rainbows

The Adjectives I Found

Oh, you Lucky pronoun!

My mom and I like to wear green.

oves to pick clovers.

Sarah and Ian saw a rainbow.

Found a pot of gold.

and Sam caught leprechaun.

ad and I share a leprechaun.

I and I love to corned beef.

BONUS:
task
card
game

lucky letters
L B L

lucky letters
L B L

clip

clock

clover

CHALLENGE SPI INCLUDES 100!

APRIL PLANS

BONUS:
task
card
game

FIRST GRADE
all about plants
PRINT & GO
SUB PLANS



thank you for working in our class today!
WE APPRECIATE YOU ☆

Please complete the following segments in the order indicated on the "Daily Schedule" page.

What's the story?

Graphing My Garden
1.17.13

Our Brains Are Growing
1.17.13

MY GORGEOUS GARDEN
1.17.13

Graphing My Garden
1.17.13

finding n-ow
COLOR KEY

Graphing My Garden
Float Flame Flute
Flower Flap

Our Brains Are GROWING!
PURE OR LESS CUT & PASTE

My Gorgeous Garden
COLOR BY SUN

In the...
In the...
In the...

How to Grow a Garden

Plant Life Cycle

Where in the WORLD do these PLANTS grow?

1. Innap
2. Inigsede
3.

World map showing continents: North America, South America, Europe, Africa, Asia, Australia.

DICHOTOMOUS KEY

ALIAS	CONTINENT
rose	Asia, Africa
sun	Asia, North America
apple	Asia, South America
peach	South America
cherry	Asia, Africa, Europe
orange	South America
lemon	South America
strawberry	South America



DETAILED
sub instructions

MISSING numbers

0
14 + = 18
MISSING
MISSING
MISSING
MISSING
MISSING
MISSING
MISSING
MISSING
MISSING

MISSING numbers

MISSING
MISSING
MISSING
MISSING
MISSING
MISSING
MISSING
MISSING
MISSING
MISSING

FIRST GRADE
all about earth
PRINT & GO
SUB PLANS



thank you for working in our class today!
WE APPRECIATE YOU ☆

Please complete the following segments in the order indicated on the "Daily Schedule" page.

What's the story?

There's a Lot to Do on Earth
Infected Endings
1.17.13

Today is the Day I Start Helping the Earth
1.17.13

WHAT ARE YOU MISSING?
1.17.13

WHAT MISSING IS MISSING?
1.17.13

THREE FUN FACTS
1.17.13

THREE WAYS I CAN HELP PROTECT EARTH
1.17.13

THE LAYERS OF THE EARTH
1.17.13

I CAN SAVE THE EARTH SOME
1.17.13

THREE FUN FACTS
1.17.13

There is a Lot to Do on Earth
1.17.13

Today is the Day I Start Helping the Earth
Example Monday, April 6, 2013
wednesday march 14 2013

WHAT ARE YOU MISSING?
4 + = 8
6 + = 17
-2 = 20
-2 = 6

WHAT MISSING IS MISSING
9 - = 8
8 - = 1
-9 = 14
-13 = 5
18 - = 17
20 - = 17
-2 = 6

Title: _____
Name: _____
Fun FACTS I learned:

Three ways I can help protect Earth

The LAYERS of the EARTH

Can Save the Earth Some



DETAILED
sub instructions

BONUS:
task
card
game

writing the date

writing the date

Friday 72
31
december
2021

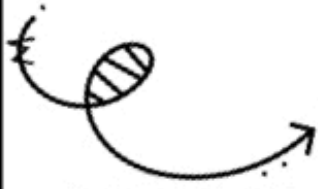
writing the date

Monday 70
10
2013

Name	Month	Day	Year
	Monday	07	2013
	Thursday	July	1999
	December	31	2011
	Saturday	November 21	2010
	September	29	2010
	April 8	2010	2010
	June	10	2010
	April 10	2010	2010
	March 17	2010	2010
	April 10	2010	2010
	Monday	4	2011

MAY PLANS

FIRST GRADE
all about insects
PRINT & GO
SUB PLANS



DETAILED
sub instructions

thank you for working in our class today
WE APPRECIATE YOU ☆

These contain the following assignments in the order described on the "Daily Schedule" page of our Standards Information Folder.

instr

Search meaning of words. Use a dictionary to find the meaning of words. Use the word in a sentence. Write the word in a sentence.

How "Insect-esting"? True or False? Use the word in a sentence. Write the word in a sentence.

How "Insect-esting"? True or False? Use the word in a sentence. Write the word in a sentence.

What is the word? Say it! Write it!

The student will learn to use the word in a sentence.

The student will learn to use the word in a sentence.

The student will learn to use the word in a sentence.

CATCH THOSE "IT" WORDS! Bug Collection

smirk, birth, twist, skirt

How "Insect-esting"? True or False?

7+7=15	4+4=8	2+2=7	8+8=16	5+5=14
9+9=16	2+2=5	4+4=8	0+0=0	7+7=14
1+1=2	7+7=14	7+7=14	5+5=10	

Hop Like a Grasshopper! Skip Counting Number Line Cut & Paste

2 4 10

INSECT OR NOT? Bug Sort

small, slug, spider, worm, ant, cent

What is the word? Say it! Write it!

What is the word? Say it! Write it!

What is the word? Say it! Write it!

BONUS:
task
card
game

IR OR AR

girl, bird, skirt, cart, stir, barn

twirl, yard

BONUS CHALLENGE
CARDS TOO!

FIRST GRADE
all about the military
PRINT & GO
SUB PLANS



DETAILED
sub instructions

thank you for working in our class today
WE APPRECIATE YOU ☆

These contain the following assignments in the order described on the "Daily Schedule" page of our Standards Information Folder.

instr

Protect the Punctuation! Defend CAPITALIZATION

Mighty Military Time Cue & Dope

ARMY OR NAVY? Fact Sort

SCIENTISTS IN THE MILITARY?

What is MEMORIAL DAY?

we ARE PROTECTED NEAR OR FAR! "ar" Word Identity and Color

Mighty Military Time Cue & Dope

ARMY OR NAVY? Fact Sort

SCIENTISTS IN THE MILITARY?

What is MEMORIAL DAY?

BONUS:
task
card
game

doables

2 16

JUNE PLANS

FIRST GRADE all about ocean animals PRINT & GO SUB PLANS



thank you for working in our class today!
WE APPRECIATE YOU ☆

Please complete the following assignments in the order decided on the "Daily Schedule" page of our Institute Information Folder.

instru

Color to Compare
Which ocean animal had the most GREATER numbers?
Color the greater number in each row. When you're done, cross the ocean animal that had the most "greater numbers."

Ways to Make 20:
A SHARK (RELATING ITZYZY SEARCH)
5 15 13 6

The Diary of a SCUBA DIVER
day 1

The Life Cycle of a TURTLE

How do HUMANS Affect Sea Life?

The World's Oceans Hold Fascinating Secrets
Over 72% of the world is covered in salt water!

WOAH! That is TUR-tally awesome!

COLOR TO COMPARE:
Which ocean animal had the most GREATER numbers?
Color the greater number in each row. When you're done, cross the ocean animal that had the most "greater numbers."

Title: _____
I CAN IDENTIFY THE AUTHOR'S PURPOSE:
 TO ENTERTAIN US TO TEACH US SOMETHING

Stage 1: _____
Stage 2: _____
Stage 3: _____
Stage 4: _____
Stage 5: _____

How do HUMANS Affect Sea Life?

BONUS: task card game

controlled vowels
UR & OR
UR & OR
UR & OR
UR & OR

100
100
100

surf
fort

CURICULUM INCLUDED TOO!

DETAILED
sub instructions

FIRST GRADE all about camping PRINT & GO SUB PLANS



thank you for working in our class today!
WE APPRECIATE YOU ☆

Please complete the following assignments in the order decided on the "Daily Schedule" page of our Institute Information Folder.

instru

TO CAMP OR NOT TO CAMP?
Last summer, my family and I went camping. We drove for three hours in our blue van to get to the lake. When we got there, I saw many things I had never seen before.

CAMPING IN THE WOODS
Where did we go? _____
What did we bring? _____

I Can Identify the Sequence!

How to Roast the Perfect Marshmallows
STEP 1: _____
STEP 2: _____
STEP 3: _____

Let's Go Camping!

The Truth Behind the Campfire

We Went Camping Last Summer!
Last summer, my family and I went camping. We drove for three hours in our blue van to get to the lake. When we got there, I saw many things I had never seen before.

TO CAMP OR NOT TO CAMP?
Last summer, my family and I went camping. We drove for three hours in our blue van to get to the lake. When we got there, I saw many things I had never seen before.

CAMPING IN THE WOODS
Where did we go? _____
What did we bring? _____

I Can Identify the Sequence!

How to Roast the Perfect Marshmallows
STEP 1: _____
STEP 2: _____
STEP 3: _____

Let's Go Camping!

The Truth Behind the Campfire

BONUS: task card game


Story problems
Story problems
Story problems

100
100
100

Story problems
Story problems
Story problems

DETAILED
sub instructions

AS SEEN, MY TASK
CARD BUNDLE IS
INCLUDED IN THIS PACK!



→ **FOR FREE!**

worth

\$28.50

INCLUDES 21
DIFFERENT TASK
CARD GAMES!

OTHER THINGS YOU GET FOR FREE!

Reading Response 62 PRINTABLES



worth
\$4.00

Black History Month POSTERS



worth
\$3.00

PLUS



AWARD TAGS