


EACH EARLY FINISHER JOURNAL INCLUDES:

20 PAGES OF ACTIVITIES


- 4 stationary pages
- 4 cut and paste sorts
- 12 fun games and activities

TWO COVER OPTIONS! To use THAT month or ALL fall !



Above & Beyond:

October



Name: _____

Above & Beyond:

All Autumn



Name: _____

LANGUAGE ARTS ACTIVITIES

I put a **spell** ON YOU!

Add the correct Punctuation to the end of each sentence below.
Draw a Picture of the thing in the circle below.

To cast a spell we need a **bat** ○

Do you have any **bats** ○

We really need a **spoon** too ○

We also need **spiders** ○

Spiders scare me ○

Can you find me a **bone** ○

That is **bone** ○

Now let's mix it ○



©2011 all-n-arts.com



Oktoberfest: A CVC Word Celebration

Dan and his family celebrate Oktoberfest in an unusual way! They find things that have 3 letters. Can you find the 8 things that Dan and his family will collect for their Oktoberfest? Once you find a word with the 3 letters the word is yours to keep!

n	r	a	p	g		
a	c	l	o	g	w	f
p	n	t	f	o	x	a
n	e	p	c	i	t	n
n	t	h	e	n	c	i
a	f	z	a	t		
a	n	t	p			



©2011 all-n-arts.com

LANGUAGE ARTS ACTIVITIES

Spooky or Fascinating: Nonsense vs Real Words

Color all the Spooky nonsense words black.
Color all the Fascinating real words orange.

hat, ruv, tep, six, jam, zip, hum, red, wig, pit, fox, van, win, den, saz, pig, tig, man, sun, vun, hat

Oktoberfest: A CVC Word Celebration



Dan and his family celebrate Oktoberfest in an unusual way! They find things that have 3 letters. Can you find the 8 things that Dan and his family will collect for their Oktoberfest? Once you find a word with the 3 letters the word will be on the list.

r	n	a	t	m		
u	z	r	n	r	z	o
g	r	a	t	m	n	p
w	t	m	b	o	x	r
g	i	w	z	m	q	w
a	g	n	r			
n				o	t	




LANGUAGE ARTS ACTIVITIES

CVC WORDS at the Pumpkin Patch

What did Jerome find hidden among the pumpkins at the pumpkin patch? Read each CVC word and find the correct picture below. Paste the picture next to the word and write the CVC word in the last box.



pad		
muo		
cub		
pod		
web		
net		




CVC WORDS at the Pumpkin Patch

What did Frida find hidden among the pumpkins at the pumpkin patch? Read each CVC word and find the correct picture below. Paste the picture next to the word and write the CVC word in the last box.




sb		
n		
jet		
bat		
pen		
ot		



MATH Activities

Roll & Write Bat Maze: Addition

Roll two dice and add the numbers together. Write the sum in the first square. Continue to roll and write the sums until you get the bat to his haunted house.



Pumpkin Count Roll & Add

Roll the dice and add the number in the circle. Draw the sum using pumpkins.

Roll the dice and add the number in the circle. Draw the sum using pumpkins.

Roll the dice and add the number in the circle. Draw the sum using pumpkins.

$$\underline{\quad} + 8$$

$$\underline{\quad} + 7$$


$$\underline{\quad} + 9$$



MATH Activities

Roll & Add **10** Race: Add 10

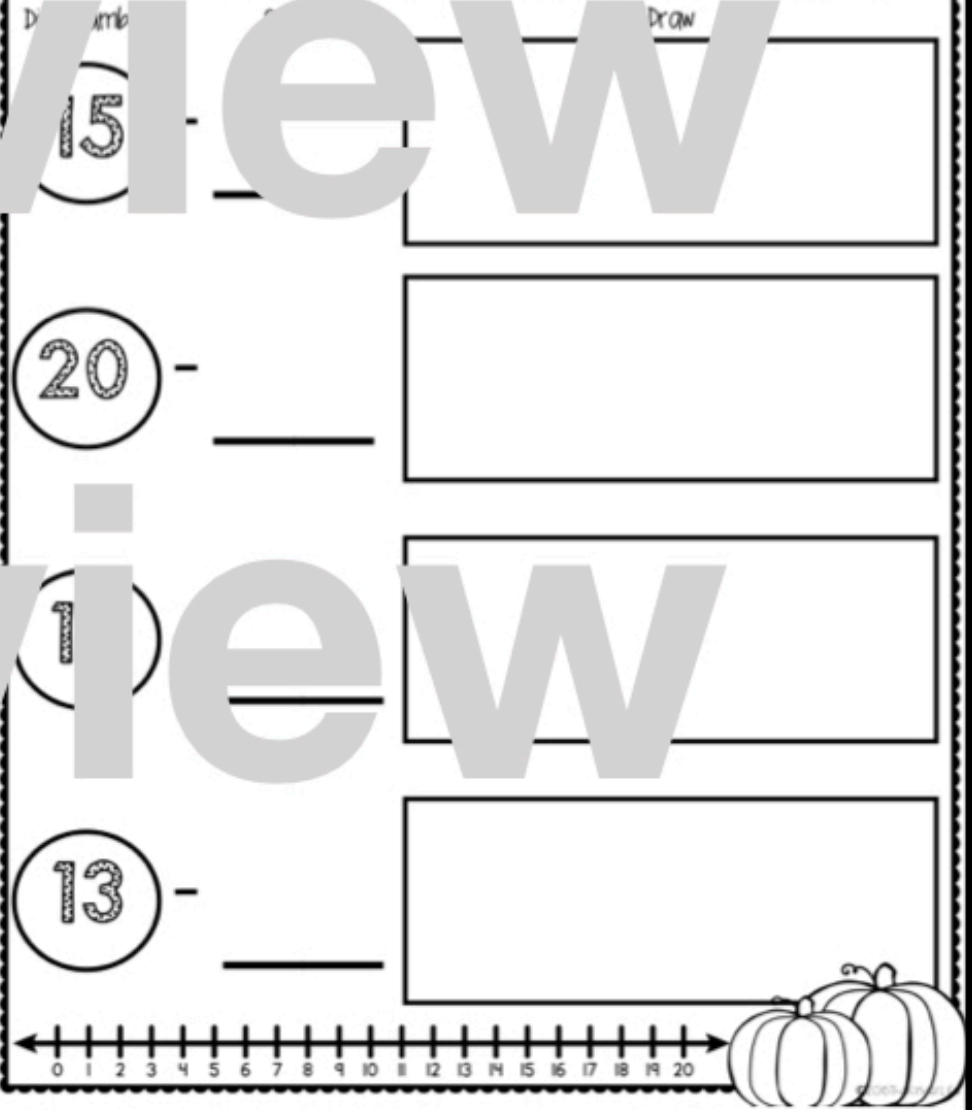
Roll the dice and add 10. Color a box above the sum. Continue rolling until you fill a column. At the end, color the bat and number that won the race.



A 10x6 grid for a math race activity. The columns are numbered 11 through 16 at the bottom. At the top of each column, there are small illustrations of bats and numbers. A large 'preview' watermark is overlaid across the grid.

Pumpkin Count Roll & Subtract

Roll the dice and subtract from the number in the circle. Draw the difference using pumpkins.



Three subtraction problems for a pumpkin counting activity. Each problem consists of a number in a circle, a minus sign, a blank line, and a drawing box. The numbers are 15, 20, and 13. A number line from 0 to 20 is at the bottom, and there are illustrations of pumpkins at the bottom right. A large 'preview' watermark is overlaid.

15 - Draw

20 - —

13 - —

MATH Activities

Roll & Write **WitCh** Maze: **Subtraction**

Roll two dice and find the bigger number. Subtract the smaller number from the bigger number. Write the difference in the first square. Continue to roll and write the differences until you get the witch to her broom.



Numbers Make Me Smile:

World Smile Day

Over the course of the day, roll each number on a pair of dice, a stuffed animal, or a spinner. Write the sum of the numbers in a smiley face.

5	79	80	5	32
76	59	45	31	29
47	66	48	70	62
41	35	58	37	56
77	29	82	89	49
7	70	4	7	100
2	47	0	4	51
72	99	50	91	90
38	36	Bonus: Color all the numbers containing 2s, 4s, 6s, & 8s and then this smiley.		




MATH Activities

Read, Color, Count, & Graph

LONG VOWEL SOUND vs SHORT VOWEL SOUND

Color all the pictures with long vowel sound and **orange**. Color the pictures with short vowel sound **black**. After coloring, count the number of each sound and graph.




Graph It

How many did you find?

long vowel sounds

short vowel sounds



long vowel sounds

short vowel sounds

Write the numbers from GREATEST to LEAST.

Cut & paste the ghosts in order from GREATEST to LEAST.

47

85

39

90

66

77

41

62

23

88

40

40

62

23

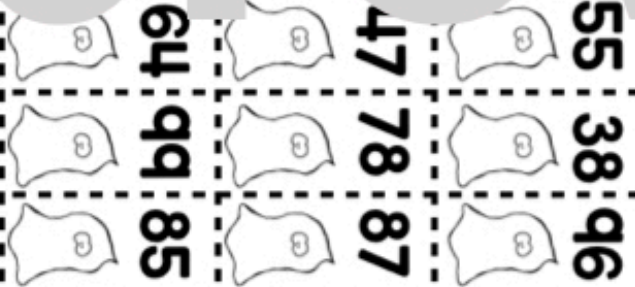

MATH ACTIVITY

READING RESPONSE

Write the numbers from least to GREATEST.


Cut & paste the numbers in order from least to GREATEST.

55 38 96
64 99 85
47 78 87
56 59



My October Book Report

Find a (fiction or non-fiction) that includes one or more of the following below.
Read the story and write about the sequence or what you learned.

Under a bonnet with...
October pumpkins 

preview

preview

THEMED STATIONARY



A Letter to a Friend

To _____

Things I did in _____



You are my friend
because _____



Sincerely,



A Letter to Grandpa

To _____

Things I did in _____



You are my friend
because _____



Love,

THEMED STATIONARY



A Letter to a Parent

To _____

Things I did in _____



Four horizontal lines for writing.

I love you
because _____



Sincerely,



A Letter to a Teacher


To _____

Things I did in _____



Four horizontal lines for writing.

I like when you _____



Sincerely,