

DETAILED Substitute Instructions

- How to introduce each activity
- Tips for completing each activity
- Ideas for EARLY FINISHERS
- Extension ideas for after

thank you for working in our class today. WE APPRECIATE YOU!

Please complete the following assignments in the order described on the "Schedule" page of our Substitute Information Folder. Most pages are self-paced and print on the back of the page.

Instructions:

*If a page does not have a name, use the name of the activity.

<p>What is a PROPER noun sort? L.A. L.1.1</p>	<p>Discuss proper nouns (names of people, places, animals, etc.) versus common nouns (people, places, animals). Write the following words on the lines provided: fish, beach, thursday, and texas. Help students determine which words should be capitalized and which should not. EARLY FINISHERS: What words are proper nouns? Challenge students to draw a picture of each word and include these winter words in the picture on the back of this page.</p>	<p>ICY NUMBERS Adding Within 20 Sort MATH 1.OA.D.6</p>	<p>On this page, students will practice adding numbers and pasting the sum below the equation. Point out the number line on this page and remind students that this is a great tool to use when adding. Ask students to WRITE the sum in pencil first before cutting and pasting. After cutting and pasting, ask students to write the sum in the two boxes on the number line. EARLY FINISHERS: Ask students to write the sum in pencil first before cutting and pasting. After cutting and pasting, ask students to write the sum in the two boxes on the number line.</p>	<p>SOCIAL STUDIES: WINTER SPORTS</p> <p>Ask students if they have ever watched the Winter Olympics. If they have, what sports did they watch? Ask students to write their responses on the back of this page. Students will cut out the pictures and paste them on the back of this page. Next, they will write the name of the sport and draw a picture of the sport in the box provided. EARLY FINISHERS: Ask students to write the name of the sport in any of these winter sports boxes. Challenge students to draw a picture of the sport on the back of this page.</p>
<p>SNOW MANY CAPITALS Fix Me Sentences L.A. L.1.2</p>	<p>BETWEEN WORKSHEETS May 10, 2015 a winter item students should know. What is a winter item? Students can only use 5 words to describe a winter item before the "teacher" says a word. Talk about the different forms of punctuation and when they would use each kind. Can they review proper nouns? Ask students to find the proper nouns on this page? On this page, students will review making sure to <u>capitalize</u> the proper nouns and <u>punctuate</u>. Before students begin, work together. Show students to color the words YELLOW and punctuation in RED. Student sentence to illustrate at the bottom of the page. EARLY FINISHERS: Challenge students to using TWO proper nouns on the back.</p>	<p>SUMS Adding Numbers MATH 1.OA.D.6</p>	<p>BETWEEN WORKSHEETS: FROGYSI FACTS Numbers on the board. 8. Can you figure out the equation that makes these numbers on the board add to 19? Subtract the equation from the board. On this page, students will continue to solve the equations first. When students are finished with the equations, they will write the letters from the top to bottom on the line to find out what the word is. EARLY FINISHERS: Challenge students to write a joke on the back of this page.</p>	<p>CYCLE SCIENCE: LIFE CYCLE</p> <p>Discuss the water cycle and how it relates to the life cycle of a snowflake. What is the difference between a rain cloud and a snow cloud? On this page, students will paste each picture of a snowflake's life cycle in the box labeled with the correct term. EARLY FINISHERS: What other life cycles can they draw? Frog life cycle? Butterfly? Ask students to draw these on the back of this page.</p>
		<p>How to Build a Perfect Snowflake</p>	<p>On this page, students will write a snowflake. Next to each written snowflake, students will draw a picture of the snowflake. EARLY FINISHERS: Ask students to draw a snowflake on the back of this page.</p>	<p>WINTER WORD SORT</p> <p>Discuss the 3 states of matter. Read aloud the different terms listed below. Students will sort the words according to their state of matter. After sorting, ask students to color all the winter words on the back of this page.</p>
		<p>CREATE A NEW ENDING READING RESPONSE RL.1.7</p>	<p>If I have left you a book, please use it. If I have not left you a book, please pick a book from the classroom library. While reading the book, students will write the beginning, middle, and ending of the story. Next, students will write a new ending for the story. EARLY FINISHERS: Challenge students to write a new ending on the back of this page.</p>	<p>WINTER WORD SORT</p> <p>Discuss the 3 states of matter. Read aloud the different terms listed below. Students will sort the words according to their state of matter. After sorting, ask students to color all the winter words on the back of this page.</p>

Language Arts Activities

What is a **proper noun**? sort

LA L1.1b

Name: _____

COMMON NOUN

PROPER NOUN

PREVIEW

Write a sentence _____ of the _____



PREVIEW

Alex	teacher	scarf	Katie
mitten	bear	April	Tuesday
New York	snowman	Dan	mom

SNOW Many Capitals! Fix Me Sentences

Read each sentence & rewrite it correctly on the lines below. Color the punctuation RED and the capital letters YELLOW. In the box at the bottom of the page, pick one winter sentence to draw the meaning.

dan is going to skating on saturday

on wednesday, sam built a snowman

pen snow snowfalls in december

LA L1.2

Name: _____



Math Activities

It's Snowing Sums: Adding Numbers to 20

Solve each equation and color the box according to its sum and the color key below.

11= yellow 12= red 13= purple 14= brown 15= orange
16= pink 17= blue 18= black 19= green 20= white

$12+7=$ $12+5=$ $14+3=$ $3+0=$

$10+2=$ $10+8=$ $11+6=$ $5+5=$

$10+5=$ $6+7=$ $10+1=$ $17+2=$

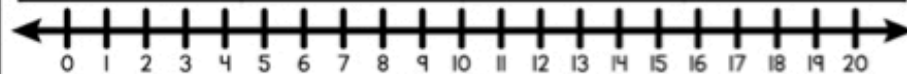
$9+2=$ $11+8=$ $8+3=$ $14+3=$

$13+3=$ $11+1=$ $10+9=$ $11+4=$

$17+1=$ $6+6=$ $12+11=$ $12+2=$

$18+1=$ $1+2=$ $1+1=$ $12+1=$

$10+3=$ $1+0=$ $1+2=$ $11+1=$



WHAT DO YOU CALL A SNOWMAN IN THE SUMMER?

Write the letters in the GRAY boxes from top to bottom to get the answer.

A _____ **!**

MATH 1.OA.C.6

ICY NUMBERS: Adding Within 20 Sort

name: _____

11	9	12	10
$+ 3$	$+ 3$	$+ 3$	$+ 1$

7 ❄️	15 ❄️	16	11
$+ 6$	$+ 4$	$+ 1$	$+ 4$

Add two numbers together from the boxes and then write the answer.



What will the temperature be if it is 10°F and it drops 10°F ?
 Write the number in the box.

17	13	19	17
15	17	11	19

MATH 1.OA.C.6

Writing

Reading Response

 <p>HOW TO Build the Perfect Snowman name: _____</p>	<p>Name: _____</p> <p>Title: _____</p> 
<p>Step 1:</p> <p>PREVIEW</p>	<p>THE ORIGINAL ENDING</p> <p>PREVIEW</p>
<p>Step 2:</p>	
<p>Step 3:</p> <p>PREVIEW</p>	<p>MY ENDING</p> <p>PREVIEW</p>
<p>Step 4:</p>	
<p>WRITING W.1.7</p>	<p>READING RESPONSE RL.1.7</p> <p>©2014 The Kinder Life</p>

Social Studies: (Holidays)

Listening & Speaking Practice

Science

Winter Olympics: Paste It, Write It, Draw It
paste each sport in the gray box, write the sport's name, and then draw a picture of this sport.

	WRITE IT	DRAW IT
curling paste it		
skiing paste it		
ice hockey paste it		
bobsledding paste it		

SOCIAL STUDIES: WINTER OLYMPIC SPORTS



Winter Word Sort: Solid, Liquid, or Gas
Sort the words below according to its state of matter. After sorting, color the winter words blue.

SCIENCE: STATES OF MATTER

solid
liquid
gas

juice	ice	oxygen
sled	hot cocoa	steam
helium	mitten	water

©2014 The Kinder Life

ADDITIONAL SCIENCE PAGE!!



EDITABLE SUBSTITUTE INFORMATION BINDER!

SNOWFLAKE LIFE CYCLE cut and paste each life cycle picture on top of the correct label.

Name: _____

PREVIEW

SCIENCE: LIFE CYCLES



BONUS: TASK CARD GAME INCLUDED


-winter wonderland-

PUNCTUATION

Name: _____


31		
32		
33		
34		
35		
36		
37		
38		
39		
40		
41		
42		

Write the missing punctuation mark in the box with the same number as the task card.



31

Watch out!



40

Can you play?

©2017TheKinderLife

PREVIEW

PREVIEW