

DETAILED Substitute Instructions

- How to introduce each activity
- Tips for completing each activity
- Ideas for EARLY FINISHERS
- Extension ideas for after

thank you for working in our class today!

Please complete the following instructions.

Most pages are self-explanatory.

**BEFORE STARTING ANY OF THE ACTIVITIES THEY WILL FOLD IT IN HALF AND WRITE THEIR ANSWERS.

<p>LAS POSADAS MEXICO MATH L.P.O.C.1</p>	<p>Write LAS POSADAS (pronounced /poh-sah-dahs/) on the board and ask students if they have heard of this holiday. Write their responses on the board. Next, read aloud the short description of Las Posadas on this page. On this page, students will count and graph the number of each activity using tallies, the number word, and writing the number. REVIEW tallies with students before asking students to work independently on this page. Students to color each activity a different color so they can be used for the board.</p> <p>ANSWERS: GIFT GIVING- 14 PINATAS- 18</p> <p>When students are finished, discuss most votes? Which activity had the most votes? Which activity had the fewest votes? What is your favorite? Can you name any other activities? ANSWER: 14+18+13+11=56</p> <p>On the back of this page, ask students to draw a picture of their favorite activity.</p>
<p>HANUKKAH What do we play? MATH K.C.C.A.3</p>	<p>BREAK BETWEEN WORKSHEETS: DESIGN A PINATA FOR LAS POSADA</p> <p>color or decorate (if I have left you a piñata)</p> <p>Let students stand up and move around the room to give them a good morning writing paper to attach to each piñata.</p> <p>decorating their piñatas.</p> <p>—Write word HANUKKAH on the board. What do they already know about this holiday? Write their responses on the board. Next, read aloud the short description of Hanukkah on this page. Have students find and color the letters in the word. Split and labeled with letters will be BLUE. When students are finished, write this word on the side of the dreidel game. (You might even write a description on the board.) Players might be coins, or chocolates, or other items in the center. Play the dreidel they get. Each sign one of the items from the middle, take items, etc. Last, students will cut a stamp in the corner and paste it in their passport book. EARLY FINISHERS: Challenge students to draw a picture of them playing the game. What is this holiday?</p>
<p>Christmas in the U.S.A. LA.L.U.1</p>	<p>Write CHRISTMAS on the board and ask students if they already know about this holiday. Write their responses on the board. Next, read aloud the short description of Christmas on this page. On this page, students will write sentences in their passport stamp in the corner and paste it in their passport book. EARLY FINISHERS: Challenge students to draw a picture of their favorite Christmas activity.</p>
<p>ITALY: La Befana LA.R.L.7</p>	<p>BREAK BETWEEN WORKSHEETS: SPELL SOMETHING A CHILD MIGHT SAY</p> <p>the following. The teacher will spell something a child might say. Give students a chance to guess the word. If the class gets the word, they would get a reward. If not, they would get a challenge. DOG BOOK PANTS CANDY</p> <p>—Write ITALY on the board. What do they already know about this holiday? Write their responses on the board. Next, read aloud the short description of La Befana on this page. Have students find and color the letters in the word. Split and labeled with letters will be BLUE. When students are finished, write this word on the side of the dreidel game. (You might even write a description on the board.) Players might be coins, or chocolates, or other items in the center. Play the dreidel they get. Each sign one of the items from the middle, take items, etc. Last, students will cut a stamp in the corner and paste it in their passport book. EARLY FINISHERS: Challenge students to draw a picture of them playing the game. What is this holiday?</p>
<p>MY DRAGON DANCE CHINA WRITING W.1</p>	<p>Write CHINESE NEW YEAR on the board and ask students if they have heard of this holiday. Write their responses on the board. Next, read aloud the short description of Chinese New Year from the top of the page. On this page, students will first decide if they would like to dance or draw. Ask students to draw and write about what their dragon would be like for a parade. Ask students to describe their dragon, and any other details. Encourage students to write about WHY they chose that dragon. TIP: Write your own story first! Write it in front of the page. About what you are writing, the words you are sure you could use simple sentences like "I would choose the dragon because it is magical." My dragon is blue and red. My dragon will dance in my neighborhood." After writing, students will draw a dragon and paste it in their passport stamp in the corner and paste it in their passport book. EARLY FINISHERS: On the back of this page, challenge students to draw a picture of their dragon and write about why they chose that dragon.</p>
<p>BEGINNING, MIDDLE, & END READING K.M.P.O.1</p>	<p>If I have left you a specific book, please use it for reading. Before reading, please review the title and author/illustrator. Students will write these names at the top of the page. While reading, please stop and discuss the beginning, middle, and end of the story. Ask students what has happened so far. After discussing the sequence of events, ask students to write about the beginning, middle, and end of the story. Add the words at the bottom somewhere in the story that they use from the bottom.</p> <p>EARLY FINISHERS: Challenge students to draw a picture of the story on the back of the page. Why was this part of the story important?</p>
<p>ALL ABOUT KWANZAA SOCIAL STUDIES TRADITIONS</p>	<p>Write KWANZAA on the board and ask students if they have heard of this holiday. Write their responses on the board. Next, read aloud the short description of Kwanzaa on this page. Have students find and color the letters in the word. Split and labeled with letters will be BLUE. When students are finished, write this word on the side of the dreidel game. (You might even write a description on the board.) Players might be coins, or chocolates, or other items in the center. Play the dreidel they get. Each sign one of the items from the middle, take items, etc. Last, students will cut a stamp in the corner and paste it in their passport book. EARLY FINISHERS: Challenge students to draw a picture of them playing the game. What is this holiday?</p>
<p>CARDLES DURING THE HOLIDAYS DRAWING K.C.C.A.3</p>	<p>Write DIWALI (pronounced /duh-vaa-lee/) on the board and ask students if they have heard of this holiday. Write their responses on the board. Next, read aloud the short description of Diwali from the top of the page. Next, assist students in reading the sentences about fire/candles/fireworks at the bottom of the page. Students will sort these sentences based on whether it is something SAFE or NOT SAFE. Discuss the answers as a class. EARLY FINISHERS: Challenge students to think about all the tools firefighters use to put out a fire. On the back of this page, ask students to draw and label all the tools they might use.</p>
<p>BONUS ACTIVITY: CREATE A HOLIDAY BANNER</p>	<p>If you have any extra time, feel free to complete the CREATE A HOLIDAY BANNER with the class. TIP: I would demonstrate completing a banner triangle in front of the class before asking students to work independently. Students will think of a name for their holiday and write it at the top. Next, students will cut and paste all the things that you would see happening on their holiday. Discuss what each picture symbolizes: singing, playing games, eating good food, lighting candles, fireworks, piñatas, gift giving, etc. If students have more ideas, they can certainly draw any other additional pictures in the space that shows what would happen on their holiday. Next, students will decide what their holiday would celebrate: happiness, friendship, or family. They will color the word of the theme they choose. Students can write their name on the back of their banner triangle.</p>

**STUDENTS
ADD TO A
PASSPORT
AFTER EACH
PAGE!**

EACH PAGE HAS A
COUNTRY/CONTINENT
STAMP IN THE CORNER TO
PASTE INTO THIS BOOK!

CHRISTMAS IN THE U.S.A. 

Christmas in the USA is celebrated on December 25th. People usually celebrate by decorating a tree and placing wrapped gifts beneath it. Santa Claus also visits on the night of Christmas Eve and leaves presents under the Christmas tree (not using the Christmas Letter Code below, decide each of the Christmas words and write them on the right. Next, create three sentences using some of these words!

Name: _____

☃️🎄🌟🎁🎅	
🎅🎄🎁🎅🎅	
🎅🎄🎁🎅🎅	
🎅🎄🎁🎅🎅	
🎅🎄🎁🎅🎅	
🎅🎄🎁🎅🎅	
🎅🎄🎁🎅🎅	

Pick three Christmas words from above and create a sentence using each one!

1. _____

2. _____

3. _____

A	B	C	D	E	F	G	H	I	J	K	L	M	N
🎅	🎄	🎁	🎅	🎅	🎅	🎅	🎅	🎅	🎅	🎅	🎅	🎅	🎅
O	P	Q	R	S	T	U	V	W	X	Y	Z		
🎅	🎄	🎁	🎅	🎅	🎅	🎅	🎅	🎅	🎅	🎅	🎅	🎅	🎅

USA 

My Holidays Around
the World PASSPORT



NAME: _____

Language Arts Activities

CHRISTMAS IN THE U.S.A.

Christmas in the USA is celebrated on December 25th. People usually celebrate by decorating a tree and placing wrapped gifts beneath it. Santa Claus also visits on the night of Christmas Eve and leaves presents under the Christmas tree too! Using the Christmas Letter Code below, decode each of the Christmas words and write them on the right. Next, create three sentences using some of these words!

Name: _____



Pick three Christmas words from above and create a sentence using each one!

- _____
- _____
- _____

A	B	C	D	E	F	G	H	I	J	K	L	M	N
O	P	Q	R	S	T	U	V	W	X	Y	Z		



ITALY: La Befana

Italy's Christmas Witch



While Italians celebrate Christmas much like those in other places of the world, they also celebrate the Epiphany on January 6th. This celebration marks the official end of the Christmas season. Italians created this holiday to celebrate the day the three Wise Men arrived at an important child's manger with gifts. They call this child the Christ child. Listen to your teacher read aloud the story of La Befana below and then add to the pictures to match each part of the story in the boxes on the right.

La Befana was an old woman who lived in a small town in Italy. She loved to cook and clean.



One night, she had three visitors, called the three Wise Men, who were on a journey to see an important child, known as the Christ child. They asked her to join them but she told them she couldn't because she was too busy. She wanted to keep cleaning her house.




After they left, she quickly realized she had made a mistake! She filled a basket full of baked goods (for the Christ child) and took her broom to go find the three Wise Men.



She never found them! Legend says that she ran so fast that her broom took off into the sky!



Legend also says that she is still flying in the sky delivering gifts to good boys and girls on the night of January 5th. And so, on the morning of January 6th, Italian children may find gifts left for them from La Befana.







Name: _____

Math Activities

LAS POSADAS: MEXICO

Las Posadas is an important Mexican Christmas tradition that is usually celebrated for nine nights. It starts on December 16th and ends on December 24th. Each night, people go to a party at a different home! People celebrate Las Posadas with prayer, gift-giving, singing, food, and piñatas! Sophia asked her PE family what they favorite thing during Las Posadas was and drew a picture of each vote below. Count the number of each activity below, draw that many tallies next, paste the correct number word, and then write the total of each activity's vote in the last box.



ACTIVITY	TALLIES	NUMBER WORD	NUMBER
 gift giving			
 piñatas			
 delicious food			
 singing			



All About My Las Posadas Piñata

HANUKKAH: What do we play?

Hanukkah is a popular Jewish holiday! Hanukkah lasts eight days and is usually celebrated in December, but sometimes it starts at the end of November. During Hanukkah, you might see a menorah, which looks like candles. Each night at sundown, family and friends gather to light another candle on the menorah. Songs and prayers are often said, and then it's time to roll! At Hanukkah parties you might see people playing a popular game using small tokens or candy pieces. Using the number color code below, color each number to reveal the items used to play this popular Hanukkah game!

1	2	3	4	5	6	7	8	9	10
11	12	13	14	15	16	17	18	19	20
21	22	23	24	25	26	27	28	29	30
31	32	33	34	35	36	37	38	39	40
41	42	43	44	45	46	47	48	49	50
51	52	53	54	55	56	57	58	59	60
61	62	63	64	65	66	67	68	69	70
71	72	73	74	75	76	77	78	79	80
81	82	83	84	85	86	87	88	89	90
91	92	93	94	95	96	97	98	99	100

This item is a:

eighteen fourteen eleven

NAME:

**BRAIN BREAK
ACTIVITIES**

1,2,3,4,7,8,9,10,11,12,13,14,17,18,19,20,21,22,23,24,27,28,29,
30,31,32,39,40,41,42,49,50,51,52,59,60,61,62,69,70,71,
72,79,80,81,82,83,88,89,90,91,92,93,94,97,98,99,100

33,34,37,38,43,44,45,47,48,53,54,55,57,58,63,66,68

5,6,15,16,25,26,74,75,76,77,85,86



Writing

Reading Response

The DRAGON OR The LION?

To celebrate Chinese New Year, many people participate in parades. Often times, a part of this parade includes a dragon dance and or a lion dance!

During a dragon dance, a large colorful dragon is created and up to 50 people help hold up this dragon. They use poles to hold it up and make the dragon look like it is dancing! The dragon is a sign of good luck and so some believe that the longer the dragon is part of the parade, the more good luck the community will have!

During a lion dance, two people dress up in a lion costume! They will dance and move like lions. The lion is a symbol of power and so some believe that the lion chases away bad spirits and brings good fortune.

Which dance would you choose to participate in? Color the animal you choose on the right and write about what your animal and dance would look like.



TITLE:

AUTHOR:

Blank lined area for writing the title and author's name, with a large empty box for the title.

Blank lined area for writing the beginning of the response, with a large empty box for the start.

Blank lined area for writing the middle of the response, with a large empty box for the middle.

HOW MANY OF THESE WORDS CAN YOU USE?

end	liked	middle
because	beginning	favorite



NAME:

WRITING: W11

READING RESPONSE: RL.1.3

PREVIEW

©2013 The Teacher Life



Science

Social Studies

CANDLES during the HOLIDAYS

Diwali is known as the Festival of Lights! This holiday comes from India and is a time to celebrate that good always wins! Diwali takes place over five days, you'll see people celebrating in several different ways. During Diwali you will see houses decorated with many clay lamps and candles! You might see fireworks too! When you have candles or lamps in your house, it is important to know about fire safety! Listen to your teacher read each of the sentences below and decide if the sentence is a safe or not safe way to use fire, fireworks, or candles.



 SAFE	 NOT SAFE
<div style="font-size: 4em; opacity: 0.5; pointer-events: none;">PREVIEW</div>	

Only grown-ups should light candles!



If you hear a fire alarm, get low to escape the smoke!



If a fire starts, try to put it out yourself!



Blow out candles before you leave your house!



Call a firefighter to put out a fire!



You can leave candles burning when you leave the house!




Fireworks are toys!



Science: Fire Facts/Safety

All About KWANZAA

Kwanzaa is a festival celebration that honors African and African American family, culture, community, and more! It lasts seven days. It starts on December 26th and goes until January 1st. An important symbol of Kwanzaa is the Kinara, a candleholder that holds one black, three red, and three green candles. The Kinara is placed under a show mat (called a mizikaa) during Kwanzaa, and the candles are light in a particular order until the final day when all seven candles are seen burning. Draw a corn cob for each child in your family. Listen to your teacher read about the description of each day and then paste the picture that best matches that day's description on top.



Color each candle on the kinara the color it is labeled and then draw additional corn cobs under the kinara for each child in your family.

Day 1: The black candle is lit on the Kinara and a Unity Cup, filled with fruit juice, is shared by everyone.

Day 2: The red candle next to the black candle is lit and families talk about being responsible.

Day 3: The green candle next to the black candle is lit and families talk how to help others.

Day 4: The middle red candle is lit and families might show support for their community by shopping at a small business.

Day 5: The middle green candle is lit and families decorate their houses in the colors of Kwanzaa.

Day 6: The last red candle is lit. have a

Day 7: The last green candle is lit and the handmade and other

BONUS ACTIVITY: CREATE A HOLIDAY BANNER

If I created a holiday, I would call it _____

On my holiday, you would see _____

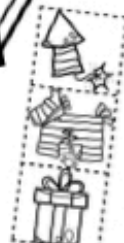
BONUS: Holiday Banner Page




SOCIAL STUDIES: TRADITIONS

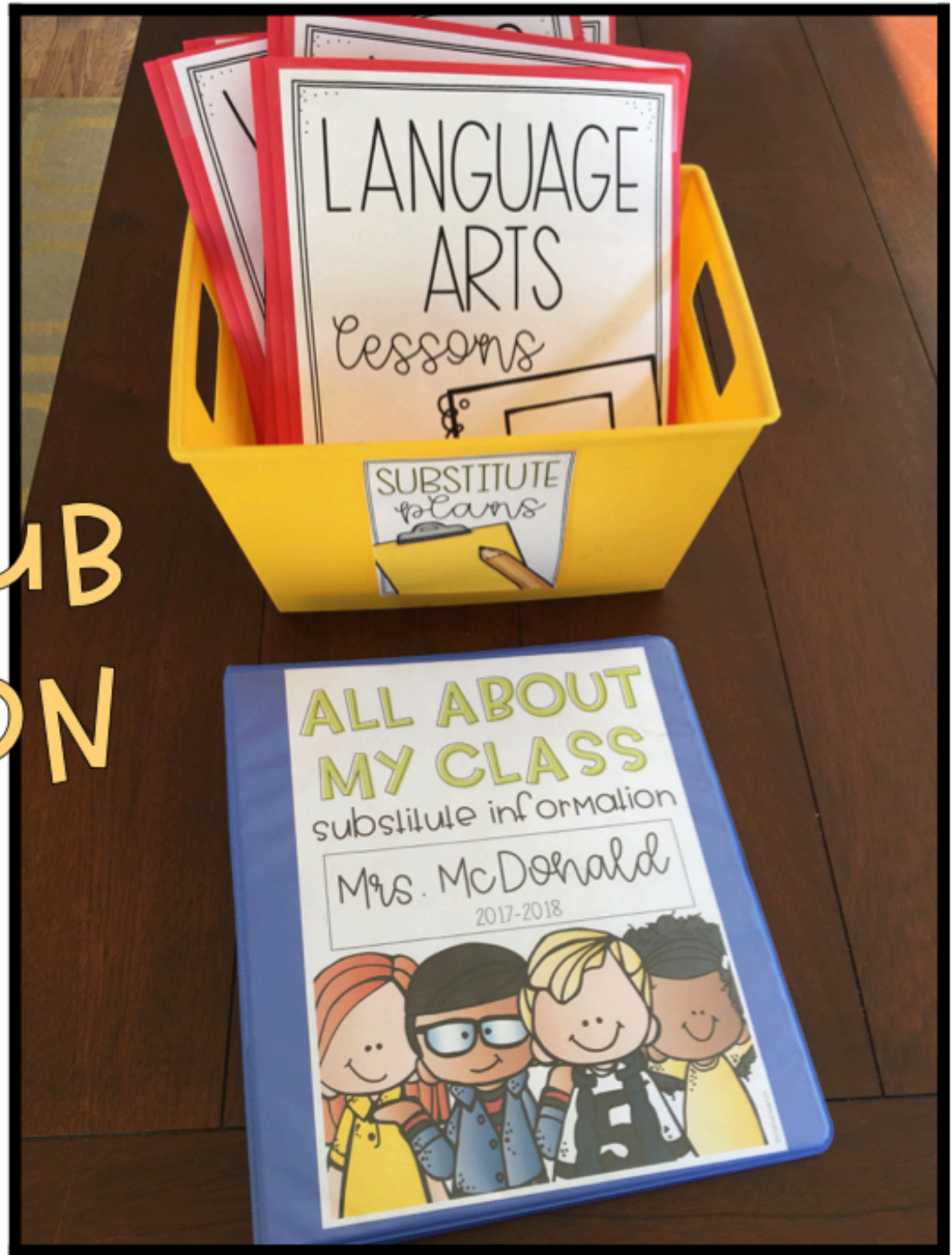


Family





PLUS!!
EDITABLE SUB
INFORMATION
BINDER



BONUS: TASK CARD GAME INCLUDED

-write it-

Put the numbers in order: least to greatest.

Name: _____

A	
C	
E	
G	
I	
K	



Write the numbers seen on each task card in order from BIGGEST in its matching lettered box.

-WHAT COMES NEXT?-

Put the three numbers in order and then write the number that would come next!

Name: _____

A		
C		
E		
G		
I		
K		



Write the numbers seen on each task card in order from smallest to BIGGEST AND the number that would come next in its matching lettered box.

A

42

44

43

B


99

98

100

-NUMBER WORDS-

Color the three number words that match



Color words in each lettered box the three number words that are seen each lettered task card.

-write it-

Put the numbers in order: greatest to least.



Write the numbers seen on each task card in order from BIGGEST to smallest in its matching lettered box.

	B		
	D		
	F		
	H		

- thirty-two
- thirty-five
- thirty-three
- thirty-four

- eleven
- fourteen
- thirteen
- twelve

- seventy-six
- seventy-eight
- seventy-nine
- seventy-seven

- thirty-nine
- forty
- forty-two
- forty-one