

DETAILED Substitute Instructions

- How to introduce each activity
- Tips for completing each activity
- Ideas for EARLY FINISHERS
- Extension ideas for after

thank you for working in our class today!
WE APPRECIATE YOU!

Please complete the following assignments in the "Substitute Schedule" page of the binder. Most pages are self-explanatory and include detailed instructions.

Holding the USA together!
COMPOUND WORDS
L.A. RF.1.3e

Write the following words on the board. Remind students that these are compound words made up of two different words. Ask students to write different words in each compound word. Circle the compound word.

Next, ask student to color the first word RED each compound word. Then students will write each word below its matching picture. After, two sentences at the bottom of the page. Stick and paste the two presidents next to the item them.

EARLY FINISHERS: Ask students to draw themselves as president. What do they think their room in the White House would look like? What foods would they ask the chef to cook for them?

Vote for -ey!
L.A. RF.1.3e

BREAK DOWN WORDS

Students will complete a chart for each example. Students will color the vowels in the words. Ask students to do the same for the words on the board.

Write the letters EY on the board. Discuss how the vowels are working, the FIRST one is the vowel pair. Students will color each word according to the number of times they see each word, and give students in reading the sentence at the bottom the HINT. Can students figure out which president using two EY words on this page.

How old was each president?

Read aloud the names of the presidents on this page. If the student knows the age of the president, write the age in the box. If you do not know the age, ask students to look like in the picture and ones block on this page. Write the answer, then color the number in tens and ones blocks. On the left, write the first name of the president. Challenge students to draw a picture of the president on this page. Write the name of the president on the back of this page.

Between Who and Who?

Play a game of "Between Who and Who?" between 1 and 10. See if students can answer by asking 10 HIGHER or LOWER questions.

HINT: Give students an example question such as "Is the age of the president higher or lower than 25?"

Read aloud the names of the presidents on this page. Do students know any of these presidents that they would like to share? Discuss that a president's term is 4 years. They can run for only one more term (4 more years). The president can serve two terms. Students will solve the problem on this page and then color the answers according to the color key.

Assign students or partner students to discuss the problem. If you could pay for the president's term, would you pay for it and why? Write the answer on the back of the page.

Jefferson President & Inventor
SCIENCE: SCIENTIST PRESIDENTS


Read aloud the top paragraph and discuss new vocabulary words. Ask students to color the important vocabulary words you discuss with a YELLOW crayon. Next, ask students to fill in the blanks.

EARLY FINISHERS: Ask students to draw picture about the coolest fact they learned on this page. Label the picture with a sentence describing the fact.

Language Arts Activities

Holding the USA Together: Compound Words

Color the FIRST word of each compound word RED. Color the SECOND word of each compound word BLUE.
Match each word to its corresponding picture.
Next, read the facts at the bottom of the page and paste the president next to the appropriate picture.



President J... r... ec... ay... oc... in... olle...
President Th... dore... os... elt's... is... d pet snak...

Name: _____

backpack popcorn
rainbow football
butterfly rattlesnake

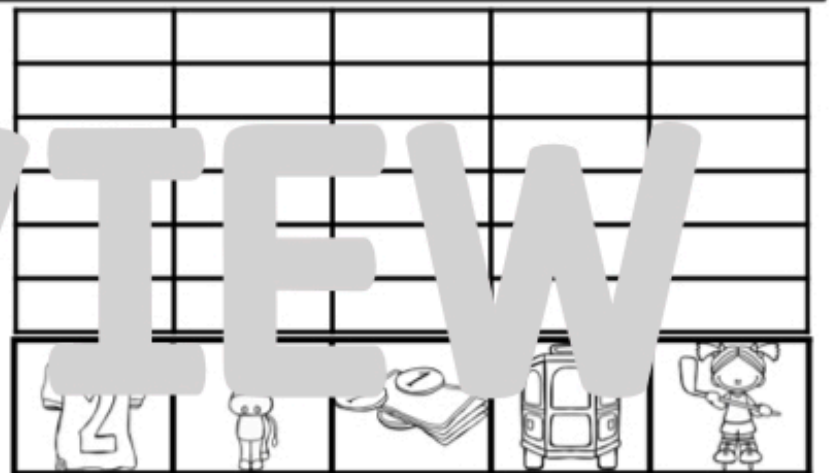


©2015 The Kinder Life

Vote for -EY! -ey says the name E

trolley- BLUE money- GREEN hockey- YELLOW
donkey- RED jersey- ORANGE

Read, count, and graph to find the winning -ey word! Circle the WINNING picture.



There are many famous faces on our money.
Which president is on the \$1 bill?

HINT: He was the FIRST president of the United States.

Color your guess.

OBAMA





WASHINGTON

READING RF.1.3C

Math Activities

How old WAS EACH PRESIDENT WHEN they were elected? Working with Tens and Ones




Name: _____

	Age	Color the tens	Color the ones
 Abraham Lincoln	$\begin{array}{r} 40 \\ + 12 \\ \hline \end{array}$		
 Barack Obama	$\begin{array}{r} 25 \\ + 22 \\ \hline \end{array}$		
 George Washington	$\begin{array}{r} 30 \\ + 27 \\ \hline \end{array}$		
 John F. Kennedy	$\begin{array}{r} 30 \\ + 13 \\ \hline \end{array}$		

We like doubles! Just like... $4\text{yrs} + 4\text{yrs} = 8\text{yrs}$

Presidents that served 2 terms or more!


If the sum is more than 10- color it BLUE.
If the sum is less than 10- color it RED.

$\begin{array}{r} 9 \\ + 9 \\ \hline \end{array}$	$\begin{array}{r} 2 \\ + 2 \\ \hline \end{array}$	$\begin{array}{r} 8 \\ + 8 \\ \hline \end{array}$	$\begin{array}{r} 9 \\ + 9 \\ \hline \end{array}$	
$\begin{array}{r} 5 \\ + 5 \\ \hline \end{array}$	$\begin{array}{r} 4 \\ + 4 \\ \hline \end{array}$	$\begin{array}{r} 2 \\ + 2 \\ \hline \end{array}$	$\begin{array}{r} 5 \\ + 5 \\ \hline \end{array}$	$\begin{array}{r} 8 \\ + 8 \\ \hline \end{array}$
$\begin{array}{r} 6 \\ + 6 \\ \hline \end{array}$	$\begin{array}{r} 8 \\ + 8 \\ \hline \end{array}$	$\begin{array}{r} 1 \\ + 1 \\ \hline \end{array}$	$\begin{array}{r} 7 \\ + 7 \\ \hline \end{array}$	$\begin{array}{r} 9 \\ + 9 \\ \hline \end{array}$
$\begin{array}{r} 7 \\ + 7 \\ \hline \end{array}$	$\begin{array}{r} 5 \\ + 5 \\ \hline \end{array}$	$\begin{array}{r} 6 \\ + 6 \\ \hline \end{array}$	$\begin{array}{r} 8 \\ + 8 \\ \hline \end{array}$	$\begin{array}{r} 8 \\ + 8 \\ \hline \end{array}$
$\begin{array}{r} 4 \\ + 4 \\ \hline \end{array}$	$\begin{array}{r} 2 \\ + 2 \\ \hline \end{array}$	$\begin{array}{r} 2 \\ + 2 \\ \hline \end{array}$	$\begin{array}{r} 3 \\ + 3 \\ \hline \end{array}$	$\begin{array}{r} 3 \\ + 3 \\ \hline \end{array}$
$\begin{array}{r} 5 \\ + 5 \\ \hline \end{array}$	$\begin{array}{r} 3 \\ + 3 \\ \hline \end{array}$	$\begin{array}{r} 8 \\ + 8 \\ \hline \end{array}$	$\begin{array}{r} 7 \\ + 7 \\ \hline \end{array}$	$\begin{array}{r} 9 \\ + 9 \\ \hline \end{array}$
				

Writing

Reading Response

If I were president I would...



1. _____

2. _____

3. _____

1. _____

2. _____

3. _____

Name: _____

1. _____

2. _____

3. _____

1. _____

2. _____

3. _____

WRITING W.1.1 Name: _____ ©2015 The Kinder Life

READING RESPONSE RL.1.7 _____ ©2015 The Kinder Life

Social Studies

Science

What does a PRESIDENT do? True or False Sort

Read the facts below. Decide whether you think they are true or false.
Paste the answers in the correct column.

PREVIEW

PREVIEW



THEODORE ROOSEVELT

The president lives in the White House.	The president is a boy because boys are stronger.	The president has to be at least 35 years old.	The president has a group of bodyguards called the Secret Service.
The president makes all the laws by himself.	The president is the leader of our country.	The president flies on his own plane called Air Force One.	A president can be president for as many years as they want.
The president helps keep our country safe.	The president meets with other world leaders to solve problems.	The president is in charge of all the money in the world.	

SOCIAL STUDIES: PRESIDENTS

Thomas Jefferson: President & Scientist

Thomas Jefferson was our 3rd president. He had 6 sisters and 3 brothers. Not only did he serve as our president for 8 years, he also contributed many scientific ideas to the U.S.A. He helped invent farming and technology that made the soil more useful for farmers. If you were to go with researchers dig for fossils, you would see many things thought up by Jefferson. President Jefferson could speak 5 languages and was an excellent writer! He was also the first president to shake hands instead of bowing.

Thomas Jefferson was our _____ president. Not only did he serve as our president for _____ years, he also contributed many scientific _____ and ideas to the U.S.A.!

He helped _____ farming and _____ technology that made the soil more useful for farmers.

If you were to go with researchers dig for _____, you would see many things thought up by Jefferson.


President Jefferson spoke _____ languages and was an excellent writer. He was also the first president to shake _____ instead of bowing.



SCIENCE: SCIENTIST PRESIDENTS


BONUS PAGE



Our Current President 

Year Elected:

The president lives here:

TWO facts ABOUT OUR 


1. _____

2. _____

Name: _____

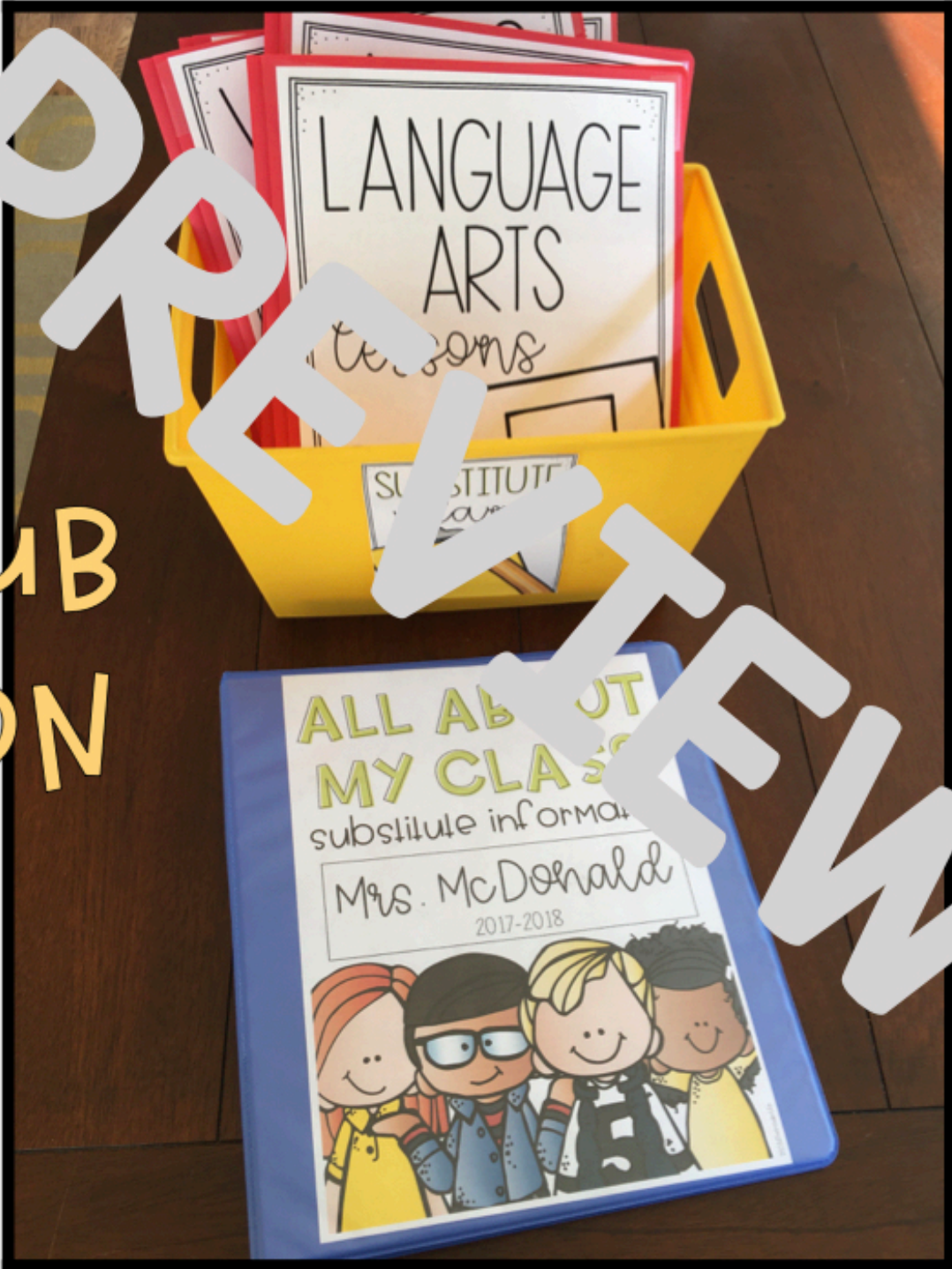
©2018 The Kinder Life

PREVIEW



PROJECT

PLUS!!
EDITABLE SUB
INFORMATION
BINDER



BONUS: TASK CARD GAME INCLUDED

- red, white, & blue-
double-digit Addition

Name: _____

Solve the double-digit addition problem and WRITE the sum in the same letter box as shown on the task card.

O	P		
R	S		
U			
X	Y		

©2018TheKinderLife

- red, white, & blue-
double-digit Addition

Solve the double-digit addition problem and WRITE the sum in the same letter box as shown on the task card.

	T
	V

©2018TheKinderLife

22

33 35 30

25 30 39 35

10 + 14