

# EACH EARLY FINISHER JOURNAL INCLUDES:

20 PAGES OF ACTIVITIES

- 4 stationary pages
- 4 cut and paste sorts
- 12 fun games and activities

TWO COVER OPTIONS! To use THAT month or ALL winter !


Above & Beyond:

January



Above & Beyond:

Winter



# LANGUAGE ARTS ACTIVITIES

## PLURAL OR SINGULAR: Find, Read, & Color

Find the names of bird predators.

If the name is singular, color the picture with a yellow pencil.

If the name is plural, color the picture with a blue pencil.

s b c r a  
 n a o g a u i  
 a l w f c m e  
 k f l o c a t  
 e n p  
 s o k q  
 d u n s n o b

OWLS CAT FOXES HUMAN  
 DOG RACCOON SNAKES



©2013 Scholastic Teaching Resources

## Roll & Color Snowman Race: Plural or Singular

Roll a die and read a word above the number (in ten-frame form) that you rolled.

If it is a **PLURAL** word, color it gray.

If it is a **SINGULAR** word, color it blue.

Continue rolling and reading until all words are fully colored.

mitten	girl	snowman	hat	scarves	builders
builder	sticks	mitten	boots	carrot	hat
mitten	scarves	snowman	boots	button	stick
carrots	hats	boys	te	girls	boot
snowmen	socks	smiles	hats	boys	buttons
sock	girls	rocks	boy	plies	rock



©2013 Scholastic Teaching Resources

# LANGUAGE ARTS ACTIVITIES

## Show me Home

### A Digraph Trail

Help the bird get to his home and write the digraphs in the line in order (starting with the bird). Continue reading the words on the trail. Write the digraphs in the line. When you are done, color the pictures according to what they are (for nonsense words).



own  
nonsense words: rec

ad pa ip

ra

ut ko ap

tra

ra tl

wi

ri

in ca di za

blu

Illustration of a bird flying.

Illustration of a tent.

## SH WORDS: Braille it out!

Using the Braille alphabet, figure out the "sh" word, write the word and draw a picture of the word.

Braille alphabet grid:

⠠	⠡	⠢	⠣	⠤	⠥	⠦	⠧	⠨	⠩	⠪	⠫	⠬	⠭	⠮	⠯	⠰	⠱	⠲	⠳	⠴	⠵	⠶	⠷	⠸	⠹	⠺	⠻	⠼	⠽	⠾	⠿
⠠	⠡	⠢	⠣	⠤	⠥	⠦	⠧	⠨	⠩	⠪	⠫	⠬	⠭	⠮	⠯	⠰	⠱	⠲	⠳	⠴	⠵	⠶	⠷	⠸	⠹	⠺	⠻	⠼	⠽	⠾	⠿
⠠	⠡	⠢	⠣	⠤	⠥	⠦	⠧	⠨	⠩	⠪	⠫	⠬	⠭	⠮	⠯	⠰	⠱	⠲	⠳	⠴	⠵	⠶	⠷	⠸	⠹	⠺	⠻	⠼	⠽	⠾	⠿
⠠	⠡	⠢	⠣	⠤	⠥	⠦	⠧	⠨	⠩	⠪	⠫	⠬	⠭	⠮	⠯	⠰	⠱	⠲	⠳	⠴	⠵	⠶	⠷	⠸	⠹	⠺	⠻	⠼	⠽	⠾	⠿
⠠	⠡	⠢	⠣	⠤	⠥	⠦	⠧	⠨	⠩	⠪	⠫	⠬	⠭	⠮	⠯	⠰	⠱	⠲	⠳	⠴	⠵	⠶	⠷	⠸	⠹	⠺	⠻	⠼	⠽	⠾	⠿
⠠	⠡	⠢	⠣	⠤	⠥	⠦	⠧	⠨	⠩	⠪	⠫	⠬	⠭	⠮	⠯	⠰	⠱	⠲	⠳	⠴	⠵	⠶	⠷	⠸	⠹	⠺	⠻	⠼	⠽	⠾	⠿
⠠	⠡	⠢	⠣	⠤	⠥	⠦	⠧	⠨	⠩	⠪	⠫	⠬	⠭	⠮	⠯	⠰	⠱	⠲	⠳	⠴	⠵	⠶	⠷	⠸	⠹	⠺	⠻	⠼	⠽	⠾	⠿
⠠	⠡	⠢	⠣	⠤	⠥	⠦	⠧	⠨	⠩	⠪	⠫	⠬	⠭	⠮	⠯	⠰	⠱	⠲	⠳	⠴	⠵	⠶	⠷	⠸	⠹	⠺	⠻	⠼	⠽	⠾	⠿
⠠	⠡	⠢	⠣	⠤	⠥	⠦	⠧	⠨	⠩	⠪	⠫	⠬	⠭	⠮	⠯	⠰	⠱	⠲	⠳	⠴	⠵	⠶	⠷	⠸	⠹	⠺	⠻	⠼	⠽	⠾	⠿
⠠	⠡	⠢	⠣	⠤	⠥	⠦	⠧	⠨	⠩	⠪	⠫	⠬	⠭	⠮	⠯	⠰	⠱	⠲	⠳	⠴	⠵	⠶	⠷	⠸	⠹	⠺	⠻	⠼	⠽	⠾	⠿

sh words: s, a, u, d, t, p, i, f

sh words: s, a, u, d, t, p, i, f

# LANGUAGE ARTS ACTIVITIES







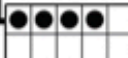
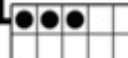

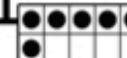
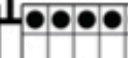
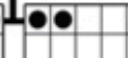
## Roll & Color Winter Race: Sh or Ch

Roll a dice. Read a word above the number (in ten-frame form) that you rolled.

If it is a **real** word, color it purple.

If it is not a real word, color it yellow.

Continue rolling, reading, and coloring until all 3 columns are fully colored.

					
ShARK	lich	bASH	nISH	CRASH	PUSH
Chill	ShOt	Chin	ShOP	ChAt	Shid
bUSH	ChISH	bh	h	h	PUSh
ChIP	Ch	ec	ChO	rich	tos
rISH	chig	Chig	ShIP	WASH	inch
WiSh	CASH	Shin	ShAX	fiSh	ShOG
					

## I Have a dream...

Read (or find a partner/adult to read to you)

each about Martin Luther King Jr.

Draw a picture to go with the meaning of each sentence.

...all people  
...should be treated  
...equally no matter the  
...color of their skin.

Martin Luther King Jr.  
had 4 children: Yolanda,  
Martin Luther King III,  
Dexter, and Bernice.

...gave an  
...inspiring speech and "I Have a  
...dream" to thousands of people.



# LANGUAGE ARTS ACTIVITIES

New Year, New Goals:

## Mastering Digraphs Sh & Ch

Ann is working on her goal to master the digraphs sh and ch. She has to read each Sh and ch word and write the picture next to it.

Ship

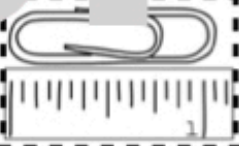
chill

chips

trash

shell

chill



New Year, New Goals:

## Mastering Digraphs Sh & Ch

Ann is working on her goal to master the digraphs sh and ch. She has to read each Sh and ch word and write the picture next to it.



cheese

shut

chill

chat

shack

fish

# LANGUAGE ARTS

# MATH

## I have a dream...

Read (or find a partner/adult to read to you) each sentence about Martin Luther King Jr.  
Draw a picture to go with each sentence.

Kids and adults with dark colored skin felt sad because they weren't treated nicely.

Martin Luther King Jr. was made

Martin Luther King Jr. stood for freedom and the people.



## National Bird Day: Missing Bird Addition

Cut & paste the each missing addend bird to make each equation true.

5	+	2	=	7
9	+		=	13
	+	8	=	17
6	+		=	20
3	+		=	11



4 14 7 9 11

(Each number is in a dashed box with a small bird icon next to it for cutting.)

# MATH Activities

## Martin Luther King Jr.'s Dream: EVEN OR ODD... A COLORFUL PEACEFUL WORLD

Using the number line below, determine if each number is even or odd and color it appropriately.

Odd numbers: green      Even numbers: yellow

10	27	17	42	36	2	47
41	35	40	21	26	12	32
18	28	44	14	33	31	30
23	18	11	29	25	19	14
45	0	3	4	16	5	1
29	37	50	15	38	43	

*Reminder:*

EVEN numbers end in: 0, 2, 4, 6, or 8

ODD numbers end in: 1, 3, 5, 7, or 9




## BUILD a snowman

### Odd or Even Trail

Roll a snowman and write the number rolled in the circle (starting at the snowman). When you reach a snowman, roll the snowman again. When you reach a snowman, roll the snowman again. When you reach a snowman, roll the snowman again.

Odd numbers: PURPLE  
Even numbers: BLUE





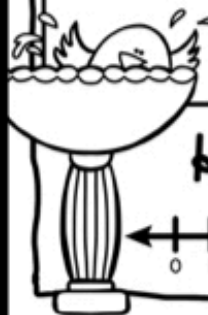
# MATH Activities

## Odd or Even: Bird Watcher

Answer each addition problem. If the answer is an **even** number, color it **brown**. If the answer is **odd**, color it **blue**.



$7+7=$	$4+5=$	$4+2=$	$4+0=$
$10+6=$	$2+2=$	$3+6=$	$2+2=$
$7+8=$	$6+7=$	$8+4=$	$3+3=$
$5+5=$	$4+7=$	$10+3=$	$2+2=$
$19+0=$	$11+2=$	$9+9=$	$13+2=$
$1+10=$	$6+6=$	$7+1=$	$3+2=$
	$4+5=$	$2+15=$	$3+8=$



Happy National Bird Day



©2013 Scholastic

## Addition Boat Race: Australia Day Celebration

Color each boat the color labeled under it. Solve each addition problem. The addition problem with the **BIGGEST** sum wins the race. Write the color of the winning boat at the bottom of the page. Write the place (1st-6th) next to each equation: biggest sum to smallest sum.



	place
$9+7=$	<input type="text"/>
$12+6=$	<input type="text"/>
$8+4=$	<input type="text"/>
$11+6=$	<input type="text"/>
$7+8=$	<input type="text"/>
$5+9=$	<input type="text"/>

The winner is \_\_\_\_\_.



©2013 Scholastic

# MATH Activities

## Subtraction Boat Race: Australia Day Celebration

Color each boat the color labeled under it. Solve each subtraction problem. The subtraction problem with the BIGGEST difference wins the race. Write the color of the winning boat at the bottom of the page. Write the place (1st-6th) next to each equation: biggest difference to smallest difference.



blue

$$5 - 1 = \quad \bigcirc$$



orange

$$4 - 9 = \quad \bigcirc$$



yellow

$$19 - 9 = \quad \bigcirc$$



purple

$$20 - 1 = \quad \bigcirc$$



brown

$$18 - 2 = \quad \bigcirc$$



green

$$13 - 7 = \quad \bigcirc$$

The winner is \_\_\_\_\_.



©2014 KIMBLE

## BLOOD COUNT: Odd or Even Sort



It is national Blood Donor Month! Help us count the number of people who have donated blood by cutting & pasting the each number under its correct column based on whether it is an even number or an odd number.

Even	Odd

4	1	6	11	10
9	8	7	5	2

# THEMED STATIONARY



A Letter to a Friend

To \_\_\_\_\_,

In \_\_\_\_\_, I \_\_\_\_\_ for \_\_\_\_\_ + \_\_\_\_\_

\_\_\_\_\_

\_\_\_\_\_

\_\_\_\_\_

\_\_\_\_\_

My favorite thing about you is...

\_\_\_\_\_

\_\_\_\_\_

\_\_\_\_\_

\_\_\_\_\_



From, \_\_\_\_\_



A Letter to Grandpa

To \_\_\_\_\_,

In \_\_\_\_\_, I \_\_\_\_\_ for \_\_\_\_\_ + \_\_\_\_\_

\_\_\_\_\_

\_\_\_\_\_

\_\_\_\_\_

\_\_\_\_\_

My favorite thing about winter is...

\_\_\_\_\_

\_\_\_\_\_

\_\_\_\_\_

\_\_\_\_\_



From, \_\_\_\_\_

# Themed Stationary

A Letter to a Parent



To \_\_\_\_\_,

In \_\_\_\_\_, I \_\_\_\_\_ for \_\_\_\_\_ + \_\_\_\_\_

\_\_\_\_\_

\_\_\_\_\_

\_\_\_\_\_

\_\_\_\_\_

My favorite thing about our home is...

\_\_\_\_\_

\_\_\_\_\_

\_\_\_\_\_

From, \_\_\_\_\_

A Letter to a Teacher



To \_\_\_\_\_,

In \_\_\_\_\_, I \_\_\_\_\_ for \_\_\_\_\_ + \_\_\_\_\_

\_\_\_\_\_

\_\_\_\_\_

\_\_\_\_\_

\_\_\_\_\_

My favorite thing about school is...

\_\_\_\_\_

\_\_\_\_\_

\_\_\_\_\_

From, \_\_\_\_\_