

# DETAILED Substitute Instructions

- How to introduce each activity
- Tips for completing each activity
- Ideas for EARLY FINISHERS
- Extension ideas for after



thank you for working in our class today!  
WE APPRECIATE YOU ☆

Please complete the following assignments in the order described on the "Daily Schedule" page of our Substitute. Most pages are self-explanatory.

instructions

What gift did Pam get the MOST OF?  
LA RF.1.3

Write the words that students who help you generate /ow/ as in how. Write the words /ow/ as in how. On this page, students will color each count the amount they item is the item that Pam on the bottom of the page. EARLY FINISHERS: He of the page? They can

Oy, Oy, Giving is Such a Joy  
LA RF.1.3

BREAK BETWEEN WORDS "Guess my Word" game stand for each letter. noise and picture drawing a full the circle of Talk with students Review the words and paste the each word name. WHEN FINIS people on the gave a gift to Share stories

PRETTY PRESENT  
Comparing Numbers A  
MATH 1.NBT.3

Gather students on the carpet and write the numbers 67 and 81 on the board. Ask students to write the number that is one number bigger than the other. What is the place or the value of the number? What is the value of the number? For the BIG

PRETTY PRESENT  
Comparing Numbers B  
MATH 1.NBT.3.3

"Guess my Number" game. Pick a number students to guess your number. As they guess the mystery number is bigger or smaller than the number they wrote on the board. Write your clues have told them so far about numbers are NOT the answer? What number is in now? When completing page B, students will be and greater than/less than signs. Review and which sign is the less than sign. TIP: The bigger number so the "open mouth" will be finished, ask students to draw something that

Try to Gift  
Gift  
W.1.3

Write something that you would like to give. Students brainstorm on the board. kindness, love, honesty, laughter, and quality. Write the words and paste the each word name. WHEN FINIS people on the gave a gift to Share stories

Problem & Solution  
Reading Response  
RL.1.3

I feel free to pick a fiction book from our book aloud, stop to discuss the problem on page, write the title on the board so students ask students to draw a small picture of the rounded rectangles. Students will write about their favorite part of the story. Ask favorite part on the back of this page.

SOCIAL STUDIES  
HOLIDAYS

THE HOLIDAYS THAT SURROUNDING ACTIVITY. Write Christmas on one side of the board. Ask students to write about what they know about the holiday. Write Hanukkah on the other side. Ask students to write about the holiday. Write the "Giving Winter Holidays Meaning" page.

SCIENCE  
FOOD CHAIN

Talk about what a food chain means (living things depend on other things for survival) and read the sentences on this page to students in filling the blank letter boxes with the missing animal or plant word so that each sentence makes sense. Have students paste the in order of the story with the biggest predator on top. TIP: The Fox is the "Top of the Food Chain" in this case and will be at the top. EXTENSION ACTIVITY: On the board- Can students help you draw a food chain with humans at the top? What animals and plants can we include? Why are food chains important?

THE HOLIDAYS THAT SURROUNDING ACTIVITY. Write Christmas on one side of the board. Ask students to write about what they know about the holiday. Write Hanukkah on the other side. Ask students to write about the holiday. Write the "Giving Winter Holidays Meaning" page.

Holiday Gift Sheet:

Assist students in illustrating and labeling important items and traditions in each box of the "Giving Winter Holidays Meaning" page.

Here are some Key things and facts to include:

## Christmas

- Christmas Tree
- Santa Claus
- Gifts given and received
- Present under the tree
- Time spent with family
- December 25th
- (Optional religious meaning): The day Jesus (Christ) was born

## Hanukkah

- Celebration of eight nights
- Gifts are given and received throughout the 8 days
- Light one candle of the menorah each night until all 8 are lit
- Dreidel game (spinner, gelt (chocolate/gold coins))
- Time spent with family
- Potato pancakes and jelly donuts
- \*Check the dates for the 8 days of Hanukkah for this year. (Optional Religious meaning): Jewish celebration of religious freedom

# Language Arts Activities

What gift did Pam get the **MOST** of?

Read, color, count, and graph to find out!



coins- blue   toys- green   bows- yellow  
crowns- red   clowns- orange

coins toys bows crowns clowns toys  
bows crowns clowns toys  
coins crowns clowns toys  
toys bows coins coins


Pam got the most \_\_\_\_\_

L.A. RF.1.3

oy, oy, giving is such a joy: Sharing in the Gift of Reading

Reading "oy" Words Cut & Paste

Color the vowel pair (oy) in each word **YELLOW**. Match each word to its picture.  
When you are finished, write each word on the lines on the side of the page.

4.	5.	1.
2.	3.	1. _____
		2. _____
		3. _____
		4. _____

toy   oyster   royal  
boy   cowboy



L.A. RF.1.3

©2015 The Kindergarten Life

# Math Activities

## Activity A: Pretty PRESENTS: comparing numbers

For each set of numbers: Color the bigger number GREEN.  
Color the smaller number RED.

22	25	21	12
54	45	14	44
88	81	55	66
89	98	76	67

MATH 1.NBT.B.3

## Activity B: Pretty PRESENTS: Comparing Numbers Using Symbols



For each set of numbers: Color the bigger number green.  
Color the smaller number red. Then color the correct symbol below each set of gifts.

63	36	84	94
<	>	<	>
41	54	72	27
<	>	<	>
70	70	22	33
<	>	<	>
35	53	89	86
<	>	<	>

MATH 1.NBT.B.3

# Writing

# Reading Response

<p>My <b>holiday</b> Gift Giving List</p> <p>To my family:</p> <p>To my friends:</p> <p>To my classmates:</p> <p>To the world:</p> <p>To myself:</p> <p>Name: _____</p> <p>WRITING W.1.5</p> <p>©2015 The Kinder Life</p>	<p>READING RESPONSE RL.1.3</p> <p>Name: _____</p> <p>Title: _____</p> <p>The <b>problem</b> was... </p> <p>The <b>solution</b> was... </p> <p>©2015 The Kinder Life</p>
---	---

GIVING WINTER HOLIDAYS MEANING

Name: \_\_\_\_\_

Merry Christmas



PREVIEW

Happy Hanukkah



PREVIEW

Animals **GIVE** each other life through the food chain.

Read the sentences below. Work with a partner to figure out what animal or plant names are missing and write them in the letter boxes. Cut and paste each animal in the food chain according to the facts in the story below.




• The **fox** eats the

• The **owl** eats the **snake**.

• The  eats the **frog**.

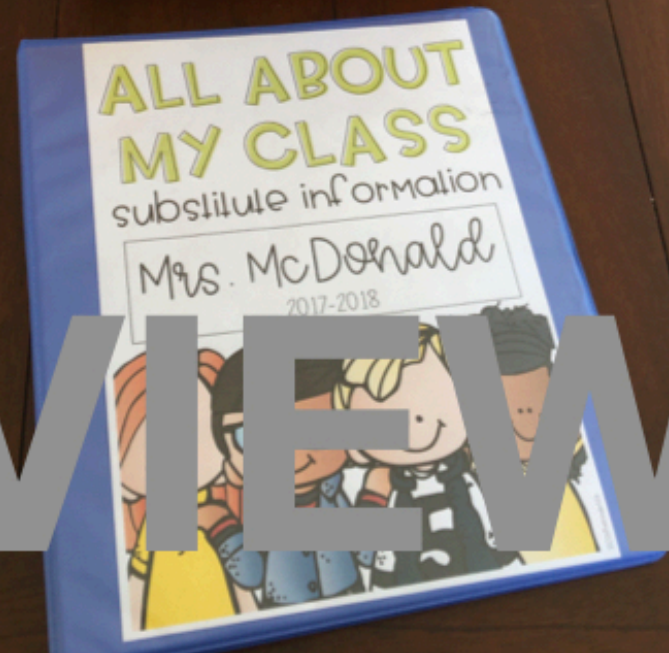
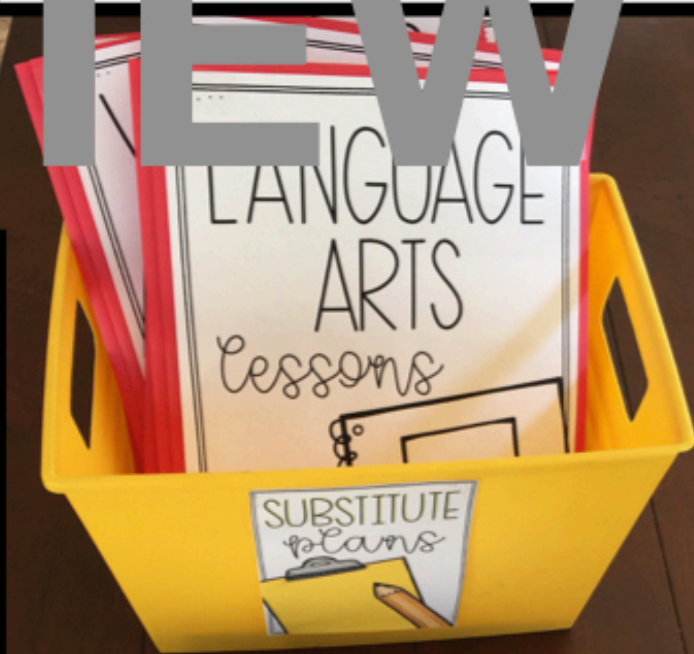
• The  eats the **caterpillar**.

• The **caterpillar** eats the



# PREVIEW

PLUS!!  
EDITABLE SUB  
INFORMATION  
BINDER



# PREVIEW

# BONUS: TASK CARD GAME INCLUDED

## BIG AND small gifts

Compare the two numbers on each lettered task card.  
Write the **BIGGER** number in the **BIG** circle and the **SMALLER** number in the **SMALL** circle of the matching letter box.  
\*If the numbers are **EQUAL**, write the number in both circles.

Name: \_\_\_\_\_

A	B	C
D	E	F
G	H	I
J	K	L

©2017TheKinderLife

## gifting greater

Compare the two numbers on each lettered task card.  
Color the correct sign that should go between each group of numbers.

Name: \_\_\_\_\_

B	C
D	E
F	G
H	I
J	K
L	M

©2017TheKinderLife

PREVIEW

PREVIEW

