

DETAILED Substitute Instructions

- How to introduce each activity
- Tips for completing each activity
- Ideas for EARLY FINISHERS
- BRAIN BREAK Ideas

thank you

Please complete the following activities from your DAILY SCHEDULE. Most activities are 10-15 minutes long.

Instructions

*If a page does not have a space for students to write, please write on the back of the page.

<p>We ADORE NOUNS AND PRONOUNS! LANGUAGE L.3.1A</p>	<p>Write the words: he, she, it, they, we, you, us, them, these words are nouns and PRONOUNS are words that replace nouns (he, they, she, it, we, you, us, them). On this page, students will first paste all the <u>nouns</u> in the left column making sure to match the words. When finished, they will take the nouns out of the word that goes in the right column. For example: You might write a fascinating fact with the word "cat" and add a love action to the back of the page, ask students to write a sentence not including PEOPLE) they use the noun according to the noun (highest #).</p>
<p>Lovin' Thoughts: Commas and Quotation Marks LANGUAGE L.3.2C</p>	<p>BREAK BETWEEN WORKSHEETS: something you LOVE. This could be anything. Give students one hint. The class can ask 10 questions before the volunteers to pick something to write. Take some guesses based on the hints. Discuss how to show dialog and use a couple center marks and commas in the correct places. or complete this page as a class. Write each sentence on the left and add quotation marks in the box on the right. Write a strip of something loving on the board to show an example. On the back of this page and draw a match on the back of the page.</p>

The SIZE of my HEART: Find the AREA
MATH 3.MD.C.3.A

Draw a rectangle of boxes similar to those seen on this page. Ask students if they know how to calculate the area (square units) of what you drew. Show students that they count the number of boxes along one side (height) and then count the number of boxes along the other side (length) and multiply them to each other. $HEIGHT \times LENGTH = AREA$. Draw and discuss a few more examples if needed. On this page, students will solve each equation at the top of the page. Then paste them below the rectangle of boxes to the right. Use the equation to find its area. When students are finished, they will draw a heart on the line to figure out the heart. ANSWER: FIST. Discuss this fact with the students. EARLY FINISHERS: Ask students to draw and write about something they do NOT LOVE about math on the back of this page.

WE LOVE MISSING FACTORS: MULTIPLICATION
MATH 3.OA.A.4

BREAK BETWEEN WORKSHEETS: Play FIND MY COLOR with students, you will write down four numbers on four pieces of paper and tape one number in each corner of the board (35, 36). Next, you'll write an equation on the board (division, addition, and/or subtraction problem) that uses the numbers. After you write the equation, you will give students a hint about the answer and then announce a category (white shoes, those wearing skirts, etc.) and that goes under the answer. Then you will write a new equation. The students who fall under this category will be the next to write the answer. Continue playing until students finish. EARLY FINISHERS: Challenge students to write about something they love to do on the back of this page.

THE BOOK I ENJOYED THE MOST
READING RESPONSE
RL.3.10

On this page, students will find the missing products to color the products GREATER than 5- RED, EQUAL to 5- PINK. After coloring, students will solve the code at the bottom of the page. The students that they will write the letters found in the code to the right. ANSWER: I LOVE YOU BERRY MUCH! EARLY FINISHERS: Challenge students to make up a code on the back of this page. If time, students can share their codes.

Have students pick out 4 short books from the class library. Give them 5 minutes to read each story independently. As they finish each title in one of the numbered boxes at the bottom of the page, ask students to pick their favorite title RED. Next, ask students to write about why they liked the book. At the bottom, ask students to write about their favorite book out of the four. If time, have students share their recommendations. EARLY FINISHERS: Challenge students to write about a book they have read on the back of this page. This can be ANY book they have read. Would they recommend this book to their friends?

5 SEASONS WHY WRITING
W.3.8

Partner students up. Each student will write 5 things that they like about their partner. Help students brainstorm nice words/qualities students might use and write these words/qualities on the board. Next, they will address their letter to their partner and write 5 detailed sentences about their partner. They will add an illustration to each sentence in the box to the right. Students can give these to their partners to take home at the end of the activity if desired. EARLY FINISHERS: On the back of the page, challenge students to write about five things they LOVE about THEMSELVES.

Animals That Find PARTNERS For Life SCIENCE: ANIMALS

(If I have left you an animal book, please read this before completing this activity.) Discuss that all the animals listed at the bottom are animals that find a partner and stay with that same partner for LIFE! Students will find and circle each animal word in the word search and then list the animals in alphabetical order in the boxes on the right. Review alphabetical order if needed. Discuss any animal names that are unfamiliar to students. Example: What is a gibbon? A kind of ape. EARLY FINISHERS: Which one of these animals would they LOVE to have for a pet? Challenge students to write about what animal they would choose and why on the back of this page.

HOW I SHOW LOVE SORT SOCIAL STUDIES: CARING ACTIONS

*HAVE THE DISCUSSION DESCRIBED BELOW BEFORE PASSING OUT THIS PAGE TO STUDENTS. Ask students how they can care and show love for the Earth. Write their responses on the board. Ask students how they can care and show love for their family and friends. Write their responses on the board. Next, pass out this paper. Were any of the student answers the same as an answer on this page? Investigate with students to see. Ask students to read each sentence and decide whether the sentence describes a way they can show love to the Earth or to their family/friends. Students will paste each sentence in the matching column. After sorting, ask students to pick one of the sentences in each column to illustrate in each of the curved rectangles at the bottom. EARLY FINISHERS: On the back of this page, challenge students to draw a picture and write about a loving action they plan to do for the Earth and/or their family/friends this week.

Language Arts Activities

We Adore Nouns and Pronouns!

Name: _____

Paste the definition of noun and pronoun below each title.
Next, paste all the NOUNS in the left column. Last, find each matching pronoun and paste it on the right next to its match.

NOUNS		PRONOUNS	
definition		definition	

Unscramble the letters in the PRONOUNS column to figure out the word that goes in the blank.

A long time ago (and still today), many perfumes and love potions included _____.

If you created a love potion, what 3 ingredients would you include?

--	--	--

LANGUAGE L.3.1A

Q my brother S they people, places, things, or animals E we
C my friends T it A he the heart
W she B Max and I takes the place of a noun O my mom

©2018 The Writing Workbooks

LOVIN' THOUGHTS: commas & quotation marks

AT THE BEGINNING: "My heart is red," he said.

AT THE END: He said, "My heart is red."

ON BOTH SIDES: "My heart," he said, "is red."

ADD IT

REWRITE IT

Using the tips at the top of the page, add commas and quotation marks in the correct spots. Next, rewrite each sentence correctly in the right box.

Your dress my dad said is gorgeous.	
I have flowers for you said my mom.	
She said I would love to be your friend.	
She said Your new haircut is so cute.	
I woke up early she said to make you breakfast.	
I bought you something special he said.	

Create your own comic (with speech bubbles) of something loving and kind below.

--	--	--	--

Name: _____

©2018 The Writing Workbooks

LANGUAGE L.3.2C



Math Activities

The SIZE of my HEART: FIND THE AREA

Solve each equation below and then match each shape to the equation you would use to find its area in square units.



WRITE THE LETTERS IN THE FOUR BOXES YOU PASTED IN THE MIDDLE IN THE BLANK BELOW:

The average heart is the size of an adult's _____.

A $2 \times 4 =$ _____ square units	I $4 \times 3 =$ _____ square units	F $6 \times 6 =$ _____ square units	T $3 \times 6 =$ _____ square units
I $3 \times 4 =$ _____ square units	R $2 \times 3 =$ _____ square units	M $8 \times 9 =$ _____ square units	G $5 \times 4 =$ _____ square units
B $1 \times 2 =$ _____ square units	V $2 \times 10 =$ _____ square units	S $2 \times 2 =$ _____ square units	E $7 \times 8 =$ _____ square units



we love

MISSING FACTORS: MULTIPLICATION

If the missing FACTOR is greater than 5, color it RED.
If the missing FACTOR is less than OR equal to 5, color it PINK.

Name: _____

$4x \overset{B}{\quad} = 12$	$1x \overset{E}{\quad} = 5$	$\overset{C}{\quad} \times 5 = 0$	$\overset{B}{\quad} \times 6 = 18$
$\overset{B}{\quad} \times 3 = 9$	$2x \overset{E}{\quad} = 10$	$4x \overset{H}{\quad} = 36$	$1x \overset{H}{\quad} = 9$
$8x \overset{U}{\quad} = 56$	$\overset{U}{\quad} \times 5 = 30$	$2x \overset{V}{\quad} = 4$	$7x \overset{I}{\quad} = 21$
$3x \overset{Y}{\quad} = 24$	$4x \overset{U}{\quad} = 28$	$\overset{M}{\quad} \times 7 = 7$	$\overset{L}{\quad} \times 8 = 48$
$2x \overset{L}{\quad} = 12$	$5x \overset{E}{\quad} = 40$	$\overset{E}{\quad} \times 4 = 20$	$\overset{Y}{\quad} \times 9 = 72$
$\overset{O}{\quad} \times 9 = 90$	$1x \overset{Y}{\quad} = 8$	$3x \overset{V}{\quad} = 6$	$\overset{U}{\quad} \times 6 = 42$
$4x \overset{R}{\quad} = 16$	$\overset{L}{\quad} \times 6 = 36$	$\overset{O}{\quad} \times 10 = 100$	$2x \overset{E}{\quad} = 10$

After finding each missing product, use the missing product to find the letter for each blank.

What did the blueberry say to his wife on Valentine's Day?

I _____ **!**
6 10 2 5 8 10 7 3 5 4 4 8 1 7 0 9

Writing

Reading Response

DEAR _____,
FIVE THINGS I LIKE ABOUT YOU...


1.

2.

3.

4.

5.

 SINCERELY,

Name: _____

the BOOK I enjoyed the MOST & WHY

- 4 BOOKS I READ -

1

2

3

4

the BOOK I enjoyed the LEAST

Social Studies

Science

How I Show Love... Sort

The Earth

My Family & Friends



Name: _____



Include someone who looks lonely.

Use glass instead of paper cups.

Carpool to school.

Give your friend a hug when they are sad.

Help pack your own lunch for school.

Help set the table for dinner.

Help wash the dishes.

Buy products that have been made from recycled materials.

Help your family wash the car.

Listen to your friend's worries.

Use long-lasting light bulbs.

Wash plastic plates, cups, and utensils and use them again.

Conserve water by taking shorter baths and showers.

Tell your family you love them.

Ride your bike instead of driving.

Bring reusable bags to the grocery store.

Write a thank you note.

Repair old clothes and toys instead of buying new ones.

SOCIAL STUDIES CARING ACTIONS

©2018 The Kinder Life

Animals That Find PARTNERS for Life

WORD SEARCH

Find each kind of animal in the word search below.

After finding each type of animal in the word search, list the animals in alphabetical order below.

a a b c d s t q r b p
 n t c p u w o l v e s
 g e k i t i r j g a z
 e r x g v l h s z v o
 l m w e a g l e s e q
 f i j o y i m x y r s
 i t h n o u t r n s u
 s e v s w a n s m v l
 h s f a l f p f b n k
 e a w e s g o c w x d
 g b y d g i b b o n s
 c v u l t u r e s m n
 h z j i e p q k o l


WORD BANK

wolves swans owls angelfish
 beavers pigeons vultures
 eagles termites gibbons

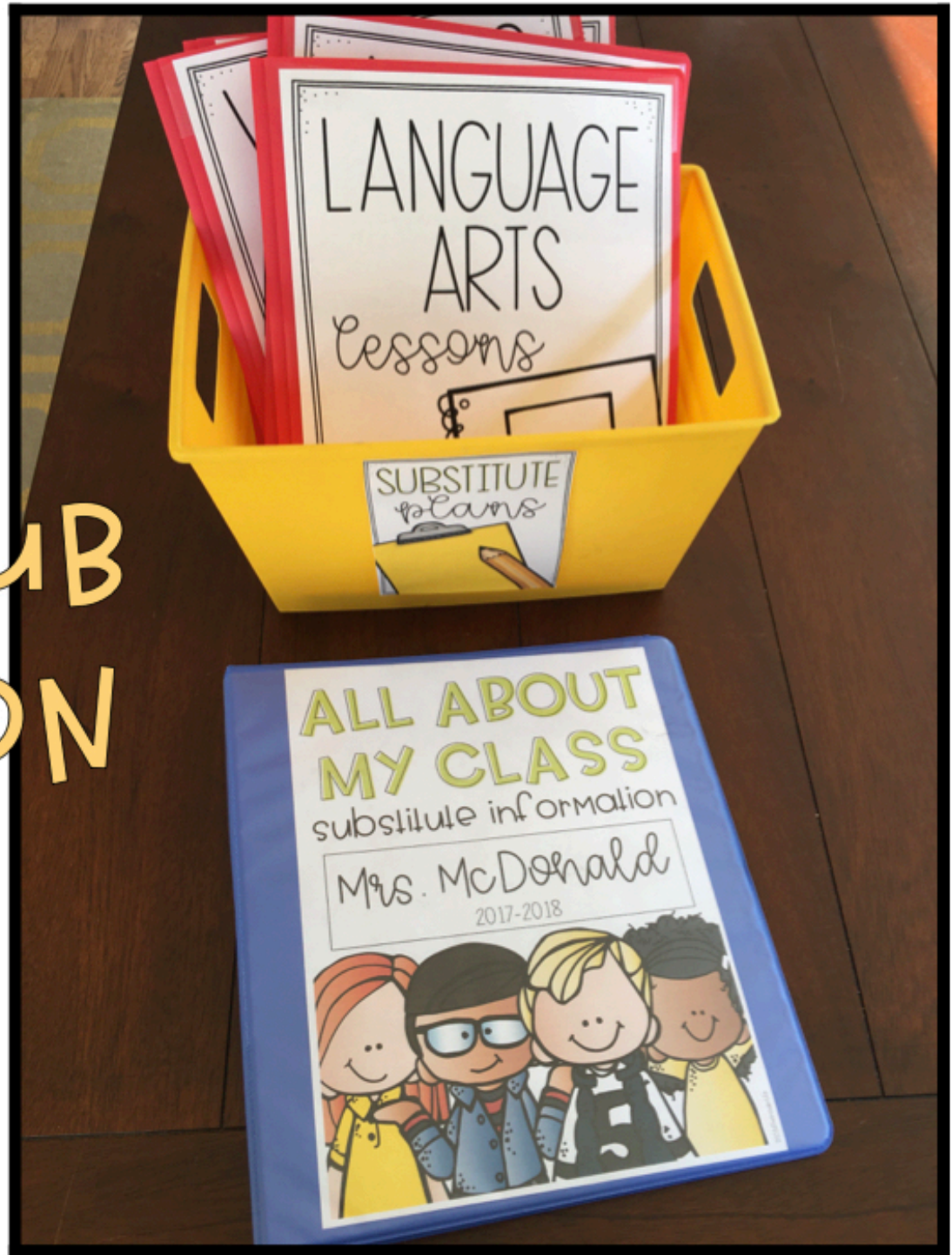


SCIENCE ANIMALS

©2018 The Kinder Life



PLUS!!
EDITABLE SUB
INFORMATION
BINDER



BONUS: TASK CARD GAME INCLUDED

Love-ly

Name: _____

50

she
her

53

we
us

56

he
it

59

they
their


WORD BANK

Love-ly

WRITE the pronoun that can replace each numbered task card.

Name: _____

50



53

Frinda swims really fast.

56

57

59

60

WORD BANK

Love-ly PRONOUNS

Using the numbered task cards, rewrite each sentence REPLACING the underlined noun(s) with the correct pronoun. Use the word bank at the bottom if needed.

Name: _____

50

51

52

53

54

56

57

59

60

61

WORD BANK

she he we their
it they him us