

# DETAILED Substitute Instructions

- How to introduce each activity
- Tips for completing each activity
- Ideas for EARLY FINISHERS
- BRAIN BREAK Ideas

thank you for working in our class today!

Please complete the following  
our **DAILY SCHEDULE**.

Most pages are self-explanatory  
instruct

\*If a page does not have a space for students

**We ADORE HOMOPHONES!**  
LA.17.2.3

Write the words ant, are homophones. How different things! Can their responses on this. On this page, student row. If needed, assist students are done, as boxes in the TWO columns a hint about the food APPLE. Finally, ask students someone they love. **EARLY FINISHERS:** C foods they LOVE. At the Food the LOVE!

**Lovin' Thoughts: Commas and Quotation Marks**  
INTRODUCTION TO DIALOGUE

**BREAK BETWEEN** something you LOVE thing you love. Give it or a thing. The class student volunteers to questions and take so Discuss how to show this page. Write a color the quotation marks to complete this page and quotation marks correctly in the boxes. **EARLY FINISHERS:** C a matching picture the page.

**My love for numbers is HUGE!**  
MATH  
2.NBT.A.1

Write the following words in a row on the board, leaving space below each word to write some examples like seen in the worksheet).

<b>NUMBER</b>	<b>EXPANDED FORM</b>	<b>WORD FORM</b>
243	200+40+3	Two Hundred Forty-Three

Write a few more numbers in the number column and work as do the other columns to show students some examples of how they this page. **\*\*FIRST,** Students will paste each three-digit number in LEAST (on the top) to GREATEST in the boxes on the left. Ask students each number in order BEFORE they paste them to double check are finished. Next, students will write each expanded form and word form. When finished, ask students to write the little letters number column from top to bottom on the blank to figure out the in the blank of the Fun Fact. **ANSWER: DOPAMINE** Discuss this students.

**EARLY FINISHERS:** Ask students to draw and write about what do NOT LOVE about math.

**ADD IT UP: We LOVE Addition**  
MATH  
2.NBT.B.7

**BREAK BETWEEN WORKSHEETS:** Play GUESS MY NUMBER! Write number on a small piece of paper and turn it upside down so students. Ask students to ask 10 yes or no questions about your number. (out your number in 10 questions or less?)

Here are some example questions that students can ask: Is your number less than 500? Is there a 2 in the ones place? Is your number less than 100? Is your number an even number?

On this page, students will practice adding three-digit numbers. For each equation, ask students to color the sums GREATER than 500, LESS than or EQUAL to 500. **PINK**

After coloring, students will solve the code at the bottom of the students that they will write the letters found in the boxes with the numbers in the code. The code will reveal the answer to the **ANSWER: YOU CAN COUNT ON ME!**

**EARLY FINISHERS:** Challenge students to make up a joke or write love on the back of this page. If time, students can share these.

**THE BOOK I ENJOYED THE MOST**  
READING RESPONSE  
RL.2.1

Have students pick out 3 books from the classroom library and read each story independently or with a partner. As they finish them to write each title in one of the numbered boxes at the bottom. After they are done reading all 3 stories, ask students to pick their favorite and color that title RED. Next, ask students to write about why their favorite. At the bottom, ask students to write about the book they out of the three. If time, have students share their responses.

**EARLY FINISHERS:** Challenge students to write about a book they back of this page. Why do they love this book? Would they recommend classmates read this book too? Why or why not?

**4 REASONS WHY**  
READING RESPONSE  
W.2.1

Partner students up. Each student will write 4 things that they like about their partner. Help students brainstorm nice words students might use and write these words on the board. Next, they will address their letter to their partner and write 4 nice sentences about their partner. They will add an illustration to each sentence in the box to the right. Students can give these to their partners to take home at the end of the activity if desired.

**EARLY FINISHERS:** On the back of the page, challenge students to write and draw about four things they LOVE about THEMSELVES.

**Animals That Find PARTNERS For Life**  
SCIENCE: ANIMALS

(If I have left you a penguin book, please read this before completing this activity.) Discuss that penguins find a partner and stay with that same partner for life. The word bank at the bottom of this page contains a list of other animals that partner up for life. Students will find and circle each animal word in the word search. Discuss any animal names that are unfamiliar to students. Example: What is a gibbon? A kind of ape.

**EARLY FINISHERS:** Which of these animals would you LOVE to have for a pet? Have students write about what animal they would choose and why on the back of this page.

**HOW I SHOW LOVE**  
SOCIAL STUDIES: CARING ACTION

**HAVE THE DISCUSSION DESCRIBED BELOW BEFORE PASSING OUT THIS PAGE TO STUDENTS**

Ask students how they can care and show love for the Earth. Write their responses on the board. Ask students how they can care and show love for their family and friends. Write their responses on the board.

Next, pass out this paper. Were any of the student answers the same as an answer on this page? Investigate with students to see.

Ask students to read each sentence and decide whether the sentence describes a way they can show love to the Earth or to their family/friends. After sorting, ask students to pick one of the sentences in each column to illustrate in the curved rectangles at the bottom.







**EARLY FINISHERS:** Ask students draw a picture and write about a loving action they plan to do for the Earth and/or their family/friends this week. Students can draw this picture on the back of the page.

# Language Arts Activities

## We Adore HOMOPHONES!

Name: \_\_\_\_\_

Homophones are words that are spelled DIFFERENTLY but sound the SAME. Paste each matching homophone picture and word in the correct row.

		<b>flour</b>	
<b>knight</b>			
<b>pear</b>			
			
		<b>tow</b>	

Unscramble the letters you see in the two columns on the RIGHT to fill in the blank below with a food word.

An \_\_\_\_\_ has been a symbol for love because it lasts so long after being picked.

What are 3 other things you might give someone you love?

LAR21

<b>see</b> P	<b>pair</b> S	<b>flower</b> H		
<b>night</b> W	<b>toe</b> P	<b>sea</b> B		

©2018 The Teacher Life

## LOVIN' THOUGHTS: commas & quotation marks

AT THE BEGINNING: "My heart is red," he said.

AT THE END: He said, "My heart is red."

ADD IT

REWRITE IT

Using the tips at the top of the page, add commas and quotation marks in the correct spots. Next, rewrite each sentence correctly in the right box.

I love you she said.	
You are my love Matt said.	
Ben said Hold my hand.	
Give me a kiss mom said.	
Give me a hug dad said.	
Grandma said You look so pretty.	
Thank you grandpa said.	
I feel happy Fran said.	
My teacher said Here are some flowers.	

Name: \_\_\_\_\_

©2018 The Teacher Life

LANGUAGE INSTRUCTION TO TEACHERS



# Math Activities



## ADD IT UP: We Love Addition!

If the sum is greater than 500, color it RED.  
If the sum is less than OR equal to 500, color it PINK.

Name: \_\_\_\_\_

$\begin{array}{r} 351 \\ +602 \\ \hline \end{array}$	$\begin{array}{r} 243^C \\ +212 \\ \hline \end{array}$	$\begin{array}{r} 700 \\ +132 \\ \hline \end{array}$	$\begin{array}{r} 457 \\ +311 \\ \hline \end{array}$	$\begin{array}{r} 550 \\ +302 \\ \hline \end{array}$	$\begin{array}{r} 801 \\ +135 \\ \hline \end{array}$
$\begin{array}{r} 255 \\ +540 \\ \hline \end{array}$	$\begin{array}{r} 670 \\ +329 \\ \hline \end{array}$	$\begin{array}{r} 533 \\ +243 \\ \hline \end{array}$	$\begin{array}{r} 621 \\ +300 \\ \hline \end{array}$	$\begin{array}{r} 444^Y \\ +431 \\ \hline \end{array}$	$\begin{array}{r} 207 \\ +111 \\ \hline \end{array}$
$\begin{array}{r} 832^M \\ +155 \\ \hline \end{array}$	$\begin{array}{r} 632 \\ +246 \\ \hline \end{array}$	$\begin{array}{r} 430 \\ +422 \\ \hline \end{array}$	$\begin{array}{r} 300 \\ +507 \\ \hline \end{array}$	$\begin{array}{r} 256 \\ +130 \\ \hline \end{array}$	$\begin{array}{r} 710^N \\ +115 \\ \hline \end{array}$
$\begin{array}{r} 480 \\ +300 \\ \hline \end{array}$	$\begin{array}{r} 100^O \\ +125 \\ \hline \end{array}$	$\begin{array}{r} 322 \\ +546 \\ \hline \end{array}$	$\begin{array}{r} 146 \\ +800 \\ \hline \end{array}$	$\begin{array}{r} 275^E \\ +204 \\ \hline \end{array}$	$\begin{array}{r} 389 \\ +310 \\ \hline \end{array}$
$\begin{array}{r} 250^A \\ +543 \\ \hline \end{array}$	$\begin{array}{r} 401 \\ +127 \\ \hline \end{array}$	$\begin{array}{r} 677^I \\ +210 \\ \hline \end{array}$	$\begin{array}{r} 101 \\ +534 \\ \hline \end{array}$	$\begin{array}{r} 740^U \\ +202 \\ \hline \end{array}$	$\begin{array}{r} 553 \\ +344 \\ \hline \end{array}$

After solving the addition equations, use the sums to find the letter for each blank.

What did the calculator say to the pencil on Valentine's Day?

875 225 942 455 793 825 455 225 942 825 887 225 825 987 479 !!

## My Love for NUMBERS is Huge: hundreds, tens and ones

Paste the numbers in order from least to greatest and then write the expanded form next to each number on the right. Next, color the correct word form.

number	expanded form	word form
		two hundred seventy-eight
		two hundred eighty-seven
		three hundred fifty-two
		three hundred ninety-one
		three hundred ninety
		three hundred eighty
		four hundred forty-four
		four hundred forty-one
		five hundred sixty-five
		five hundred sixty-three
		five hundred seventy-two
		five hundred seventy-eight
		seven hundred twenty-one
		seven hundred thirteen
		nine hundred seventy-five
		nine hundred seventy-six

Write the letters see in the number boxes from top to bottom on the blank to spell the missing word in the fun fact.

Scientists say that when people fall in love, their brain releases a chemical called \_\_\_\_\_.

MATH 2.M8.A1

390 <sup>p</sup>	713 <sup>n</sup>	578 <sup>i</sup>	565 <sup>m</sup>
287 <sup>d</sup>	352 <sup>o</sup>	441 <sup>a</sup>	975 <sup>e</sup>

# Writing

# Reading Response

Dear \_\_\_\_\_,

FOUR reasons why I like you...

1.

2.

3.

4.

sincerely,



WRITING W.2.1

Name: \_\_\_\_\_

The Book I enjoyed the Most & WHY

- 3 BOOKS I READ -

1

2

3

The Book I enjoyed the Least



READING RESPONSE R.2.1

©2018 The Kinders L.P.

# Social Studies

# Science

## How I Show Love... Sort

The Earth

My Family & Friends



Name: \_\_\_\_\_



Include someone who looks lonely to play.	Use glass instead of paper cups.	Give your friend a hug when they are sad.	Help pack your own lunch for school.	Help set the table for dinner.
Help wash the dishes.	Buy products that have been made from recycled materials.	Listen to your friend's worries.	Use long-lasting light bulbs.	Wash plastic plates, cups, and utensils and use them again.
Conserve water by taking shorter baths and showers.	Tell your family you love them.	Bring reusable bags to the grocery store.	Write a thank you note.	Repair old clothes and toys instead of buying new ones.

SOCIAL STUDIES CARING ACTIONS

©2018 The Kinder Life

## Animals That Find PARTNERS for Life

WORD SEARCH

Find each kind of animal in the word search below.

a	a	b	c	d	s	t	q	r	b	p
n	t	c	p	u	w	o	l	v	e	s
g	e	k	i	t	i	r	j	g	a	z
e	r	x	g	v	l	h	s	z	v	o
l	m	w	e	a	g	l	e	s	e	q
f	i	j	o	y	i	m	x	y	r	s
i	t	h	n	o	u	t	r	n	s	u
s	e	v	s	w	a	n	s	m	v	l
h	s	f	a	l	f	p	f	b	n	k
e	a	w	e	s	g	o	c	w	x	d
g	b	y	d	g	i	b	b	o	n	s
c	v	u	l	t	u	r	e	s	m	n
h	z	j	i	e	p	q	k	o	l	


WORD BANK

wolves swans owls angelfish  
beavers pigeons vultures  
eagles termites gibbons

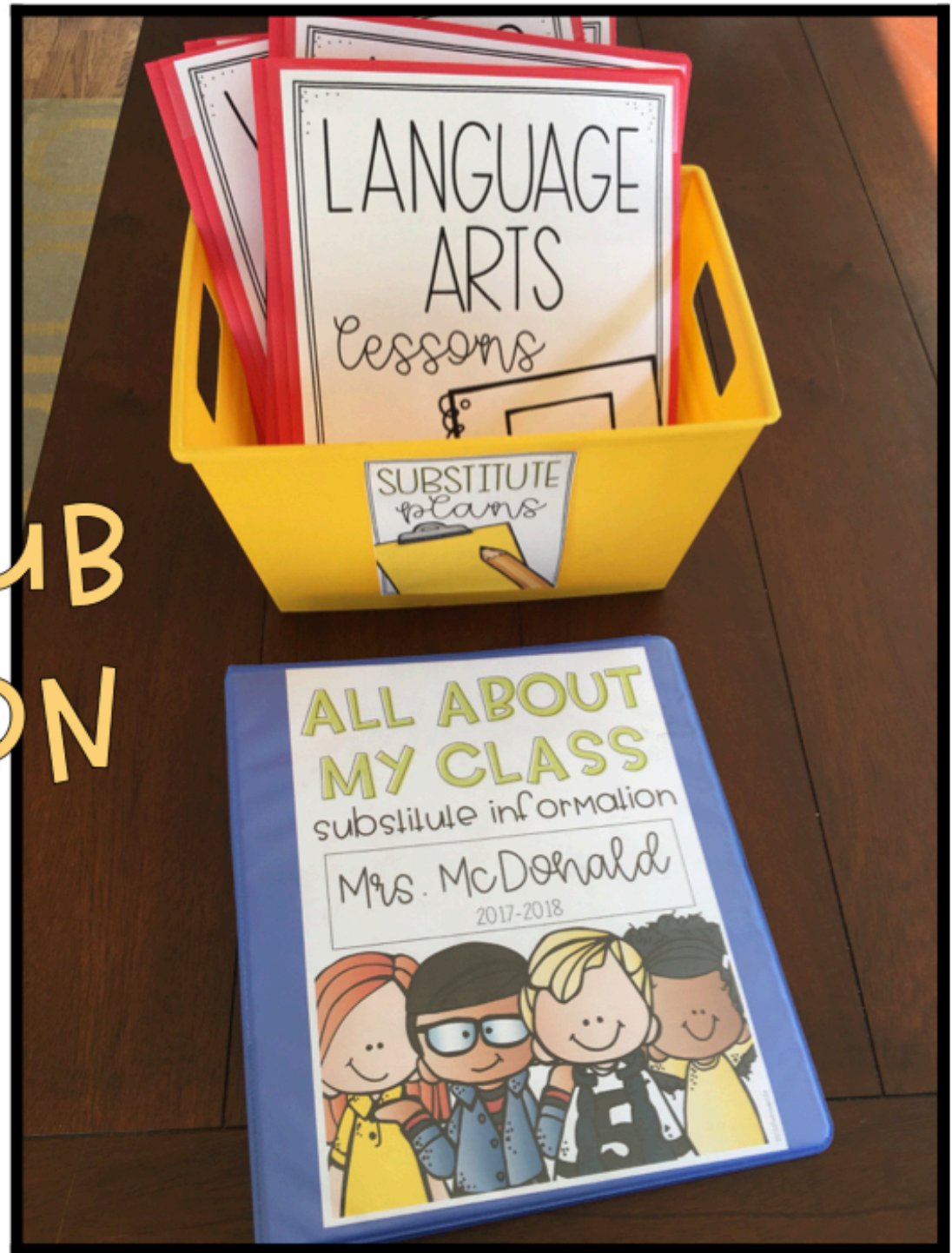


SCIENCE ANIMALS

©2018 The Kinder Life



PLUS!!  
EDITABLE SUB  
INFORMATION  
BINDER



# BONUS: TASK CARD GAME INCLUDED

Love-Ly HOMOPHONES

Name: \_\_\_\_\_

50

tow  
toe

53

baw  
ball

56

baw  
ball

59

eight  
ate


©2018TheKinderLife

Love-Ly HOMOPHONES

Using the numbered task cards, find the homophone and write the number.

Name: \_\_\_\_\_

ate



51

b

blew

©2018TheKinderLife

Love-Ly HOMOPHONES

Using the numbered task cards, identify the homophone that best goes in each blank and then write the number of the task card where that homophone is pictured in the box on the right.

Name: \_\_\_\_\_

We drove the \_\_\_\_\_

I colored with the \_\_\_\_\_

I like to braid my \_\_\_\_\_ #

The \_\_\_\_\_ rode his horse. #

It is dark at \_\_\_\_\_ #

The \_\_\_\_\_ had long ears. #

I have to \_\_\_\_\_ your car. #

I \_\_\_\_\_ with the \_\_\_\_\_ crayon. #

I \_\_\_\_\_ the \_\_\_\_\_ hard. #

I \_\_\_\_\_ d \_\_\_\_\_ cold air. #

\_\_\_\_\_ when I cry. #


\_\_\_\_\_ green shirts. #

I \_\_\_\_\_ all my dinner. #

I stubbed my big \_\_\_\_\_ #

©2018TheKinderLife

50



©2018TheKinderLife