

DETAILED Substitute Instructions

- How to introduce each activity
- Tips for completing each activity
- Ideas for EARLY FINISHERS
- Extension ideas for after

thank you for working in our class today
WE APPRECIATE YOU ☆

Please complete the following assignments in the order described on the "Schedule" page of our Substitute Information Folder.
Most pages are self-explanatory. Details about each activity are provided on the worksheet.

We LOVE Vowel Pairs EA & UE
L.A. 18.3.3

Write the words in the boxes that contain the vowel pairs EA and UE. Challenge students to give you words with words on this page. Do they all have the same meaning?
Before students color the pictures on this page, have them read the words in the blank boxes. They will be missing one letter in these blank boxes before coloring. When finished, ask students to pick one thing that is in real life. What did students pick? They will write the answer on the line at the bottom of the page.
EARLY FINISHERS: Ask students to write a letter on this page.

BREAK BETWEEN WORKSHEETS Play a guessing game where students learn about something you LOVE. This worksheet has 10 questions. Write the words in the boxes that contain the vowel pairs EA and UE. Before students read these words, have them color the pictures. When finished, ask students to pick one thing that is in real life. What did students pick? They will write the answer on the line at the bottom of the page.
EARLY FINISHERS: Write a sentence on this page using 5 words from this page.

We ADORE Math Stories
MATH.18.4.1

Write $3+1=$ on the board. Discuss what the addition sign means and what the answer would be. Write $6-2=$ on the board. Discuss what the subtraction sign means and what the answer would be.
Read the math stories on the board and draw a picture to go with the opening in the story. Students will cut out and paste each problem above its match. You will complete these problems as a class or partner. Ask students to draw and write about what they love. Do not love math.

BEFORE PASSING TO STUDENT
Ask students to write their responses on the back of the page. For the Earth. Write their responses on the back of the page. The student answers the questions.

Read aloud each story and decide whether the phrase describes a word that belongs to the Earth or to their family or friends. Bonus: Ask students to think of additional ways they can help the Earth.

Animals That Find PARTNERS for Life
SCIENCE: ANIMALS

Discuss that penguins find a partner and stay with that same partner for life. The word bank at the bottom of this page contains a list of other animals that partner up for life. Students will find and circle an animal word in the word search. EARLY FINISHERS: Which of these animals would you LOVE to have for a pet? Have students write what animal and why on the back of this page.

TWO DIFFERENT VERSIONS OF THE LANGUAGE ARTS PAGES!

ENDING SOUNDS OR VOWEL PAIRS

* choose the activity that best fits the needs of your students!

We LOVE Ending Sounds
In the base boxes, draw a picture of the word before coloring. Then, color the pictures according to its ending sound.

Name: _____

Which ONE thing on this page would you LOVE to have in real life?

We LOVE Ending Sounds
In the base boxes, draw a picture of the word before coloring. Then, color the pictures according to its ending sound.

Name: _____

Which ONE thing on this page would you NOT LOVE to have in real life?

OR

We LOVE Vowel Pairs ea & ue
In the base boxes, draw a picture of the missing letter before coloring. Then, color the pictures according to the vowel pairs below.































Name: _____

Which ONE thing on this page would you LOVE to have in real life?

We LOVE Vowel Pairs ai & oa
In the base boxes, draw a picture of the missing letter before coloring. Then, color the pictures according to the vowel pairs below.

Name: _____















				
				
				
				
				
				

Which ONE thing on this page would you NOT LOVE to have in real life?

Language Arts Activities

We LOVE Ending Sounds
In the blank boxes, draw a picture of the word before coloring.
Next, color the pictures according to its ending sound.

Name: _____



















			dad
			
	mad		mud
	dad		hat
lid			

Which ONE thing on this page would you LOVE to have in real life?

LA.RFK.2D

We LOVE Ending Sounds
In the blank boxes, draw a picture of the word before coloring.
Next, color the pictures according to its ending sound.

Name: _____

			pan
			
			
			
			can

Which ONE thing on this page would you NOT LOVE to have in real life?































LA.RFK.2D

Language Arts Activities

We LOVE Vowel Pairs: ea & ue

In the blank boxes, draw a picture of the missing item before coloring.
Next, color the pictures according to the color code below.

Name: _____

flea 	teal 	cher 	at 	dre 
true 	queak 	beach ball 	clue 	duet 
stream 	beak 	ice cream 	clue 	leaf 
bean 	beak 	beak 	beak 	fuel 
wheat 	sea 	sea 	sea 	sea 
speak 	meat 	glue 	steam 	seat 































Which ONE thing on this page would you LOVE to have in real life?

LA.RFK.3B

We LOVE Vowel Pairs: ai & oa

In the blank boxes, draw a picture of the missing item before coloring.
Next, color the pictures according to the color code below.


Name: _____

mail 	train 	boat 	rain 	snail 
goal 	brain 	float 	paid 	paid 
foal 	brain 	train 	mail 	goal 
soap 	coat 	star 	coat 	soap 
goat 	soap 	foam 	tail 	tail 
pail 	painter 	moat 	drain 	braided 

Which ONE thing on this page would you NOT LOVE to have in real life?

LA.RFK.3B

Math Activities



We ADORE Math Stories!

Cut & paste the math story above its matching equation. Next, write the equation.

$5-2=$	$4+0=$	$1+0=$
$6+1=$	$5+2=$	$7+1=$

Name _____

<p>Frank drew 6 hearts. He decided to use 1 heart. How many hearts are on his paper now?</p>	<p>Maria had 4 chocolate cookies. She ate 3. How many does she have left?</p>	<p>Sammy bought 4 stamps on Monday and Tuesday, he bought 3 more. How many stamps does he have now?</p>
<p>Amy passed out 5 valentines. Then, she passed out 2 more. How many did she pass out in all?</p>	<p>Mia made 5 heart cookies. She ate 2. How many cookies does she have now?</p>	<p>Alex created 6 valentines before lunch and 1 valentine after lunch. How many valentines did he create in all?</p>

©2015 The Kindergarten Life

We Love NUMBERS: Addition or Subtraction


Name _____

Solve each equation. Next, color the box according to whether it is an addition or subtraction equation using the key below. What letter do the red boxes represent? Write that letter in the blank at the bottom to finish the joke.

$1+1=$	$1=$	$2-2=$	$1=$
$5+1=$	$2=$	$2=$	$0+5=$
$0+3=$	$4-3=$	$2-0=$	$3+2=$
$2+1=$	$1+4=$	$5+2=$	$1+0=$
$3+1=$	$4-1=$	$1-0=$	$4+0=$
$1+1=$	$2-2=$	$2=$	$3+2=$
$3+1=$	$1-1=$	$5-3=$	$1=$
$3+2=$	$2-2=$	$4-1=$	$1+1=$

0 1 2 3 4 5 6 7 8 9 10

What do farmers give their wives on Valentine's day?
 ___ogs and kisses!



MATH K.OA.A.5 ©2015 The Kindergarten Life

Writing

Reading Response


Dear _____,
Three _____

1. _____

2. _____

3. _____

sincerely,

 WRITING WKS

Name _____


The Book I enjoyed the most

3 BOOKS I READ -

1 _____

2 _____

3 _____

 READING RESPONSE RLK.10

©2015 The Kindergarten Life

Social Studies

Science

How I Show *love*... Sort

The Earth

My Family & Friends



Name _____

I give my
parents
hug.

I share
my things.

I ride in
carpool.

I plant
a tree.

I conserve
water.

I help
wash the
dishes.

I pick
up litter.

I include
everyone
when I play.

SOCIAL STUDIES CARING ACTIONS

©2015 The Kinder Life

Animals That Find PARTNERS for Life WORD SEARCH

V	E	L	F	B		
V	B	L	N	E		
C	L	S	A	A		
W	G	D	T	V	N	V
P	I	B	U	L	S	E
E	R	F	R	R		
P	L	E	I	S		
B	S	N	V	R		


WORD BANK

wolves swans owls
beavers pigeons vultures

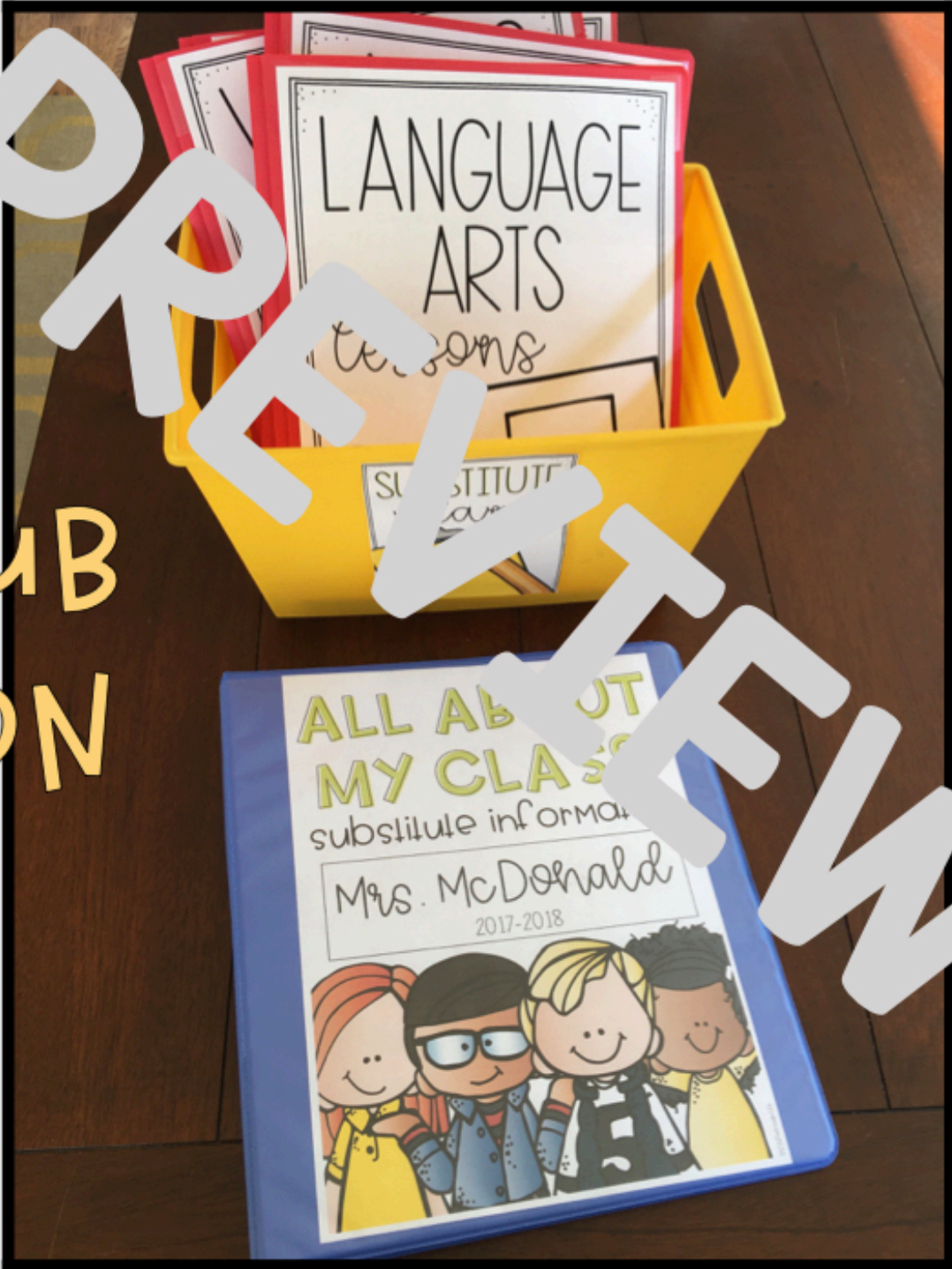


SCIENCE ANIMALS

©2015 The Kinder Life



PLUS!!
EDITABLE SUB
INFORMATION
BINDER



BONUS: TASK CARD GAME INCLUDED

love-ly
vowel teams

Color the VOWEL TEAM you see in the word on each card in the matching numbered box.

Name: _____

50	51
ea ue	ea ue
53	54
ea ue	ea ue
56	57
ea ue	ea ue
59	60
ea ue	ea ue

©2018TheKinderLife

love-ly
vowel teams

Write the NUMBER you see on the card with the matching word.

Name: _____

beach	beach	
steam	clean	clue
tissue	cue	tea
fuel	fuel	



PREVIEW

PREVIEW