

This **BUNdLE** contains  
**27 auto-fill activities!**

\*In pack **one**, students can work on 4 sight words at a time.

**PACK ONE**

**PREVIEW ...**

# How does Auto-fill work?

(PDF FILE)



Type FOUR SIGHT WORDS in the boxes

1				
2				
3				
4				

Type each sight word SPELLED wrong in four different ways


Type SIX COLORS you would like students to use

--	--	--	--	--	--

Type the LETTERS in each sight word for any words up to 6 letters long

1					
2					
3					
4					

A SENTENCE for each sight word

1	
2	
3	
4	

Type FOUR SIGHT WORDS in the boxes.

1	there
2	come
3	play
4	house

Type each sight word SPELLED wrong in four different ways.

ther	thee	thrr	theer
cem	com	ceme	coom
pla	playy	ply	pley
hows	hous	hos	hous

Type SIX COLORS you would like students to use.

blue	black	yellow	green	pink	orange
------	-------	--------	-------	------	--------

Type the LETTERS in each sight word for any words up to 6 letters long

1	t	h	e	r	e
2	c	o	m	e	
3	p	l	a	y	
4	h	o	u	s	e

A SENTENCE for each sight word

1	Your cat is over there.
2	Can I come over?
3	Will you play with me?
4	This is my green house.

©2017 TheKindergartenLife

Just fill in the purple boxes on the **SECOND PAGE** and **ALL** other pages automatically fill with the words you chose...INSTANTLY creating your own personalized pages!  
 -Print the pages you want and then type different words in the purple boxes on the second page to create MORE pages.

\*If you love this, check out the other AUTO-FILL products in my store!

To get the hang of this, be sure to try out the Auto-fill FREEBIE in my store.:)

Search "Auto-fill" in my store and you will find it.

# AUTO-FILL EXAMPLE

Type FOUR SIGHT WORDS in the boxes.

Type each sight word SPELLED wrong in four different ways.

1	there	ther	thee	thrr	theer
2	come	cem	com	ceme	coom
3	play	pla	playy	ply	pley
4	house	hows	hous	hos	hous

Type SIX COLORS you would like students to use.

blue	black	yellow	green	pink	orange
------	-------	--------	-------	------	--------

Type the LETTERS in each sight word. \*For any words up to 6 letters long.

A SENTENCE for each sight word.







1	t	h	e	r	e		1	Your cat is over there.
2	c	o	m	e			2	Can I come over?
3	p	l	a	y			3	Will you play with me?
4	h	o	u	s	e		4	This is my green house.

# ACTIVITIES INCLUDED IN THIS PACK:

**\*ALL purple colored boxes WILL NOT show when printing.**

**SIGHT WORD RAINBOW: Roll, Read, AND Color**

Roll the dice and read a word in that row. After you read, color the word the color listed at the top. Repeat until 3 columns are fully colored.

RED	YELLOW	ORANGE	BLUE	GREEN	PURPLE
there	come	play	come	there	play
play	house	house	play	house	there
come	come	come	there	play	come
play	there	play	house	house	there
house	play	house	come	play	house
there	house	come	there	house	come
house	play	there	house	there	play
					

Name: \_\_\_\_\_

©2017 TheKindergartenLife.com







Students will roll, read a word, and color that word according to the color at the top of the column.

# ACTIVITIES INCLUDED IN THIS PACK:

**\*ALL purple colored boxes WILL NOT show when printing.**

COLORFUL SIGHT WORDS: ROLL, READ, AND COLOR

Roll the dice and read a word in that row. After you read, color the word the color listed at the top. Repeat until all columns are fully colored.

blue	black	yellow	green	pink	orange
there	play	come	house	play	house
house	come	there	play	come	there
play	there	house	come	house	play
come	play	there	house	play	there
house	come	play	come	house	house
there	there	house	there	come	come
play	house	come	play	house	there
					

Name: \_\_\_\_\_

©2017 TheKindergarten

Students will roll, read a word, and color that word according to the color at the top of the column.  
**\*The COLORS are editable!**

# ACTIVITIES INCLUDED IN THIS PACK:

**\*ALL purple colored boxes WILL NOT show when printing.**


Students will color each word according to the color code.

**-FIND ME- Sight Word COLOR CODE**

Color the words below using the color code.

Name: \_\_\_\_\_

pink	green	yellow	black
there	play	come	house




play	there	house	come	there	come
there	come	there	play	play	there
there	house	come	there	house	play
house	house	play	house	play	house
there	come	come	play	house	play
house	play	house	house	play	there
there	house	there	come	there	come

©2017 TheKinderLife

# ACTIVITIES INCLUDED IN THIS PACK:

**\*ALL purple colored boxes WILL NOT show when printing.**

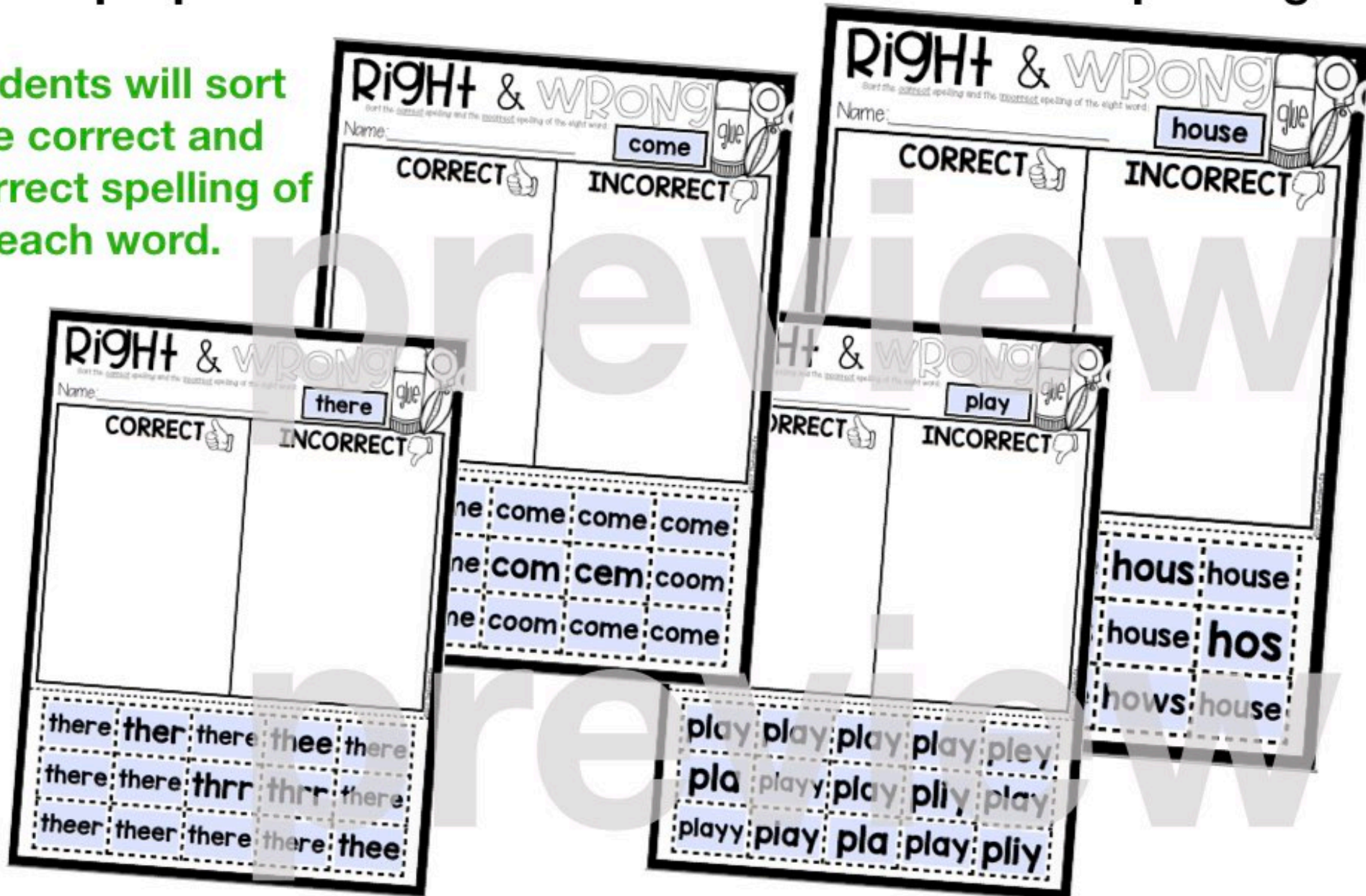


**Students will sort each word.**

# ACTIVITIES INCLUDED IN THIS PACK:

**\*ALL purple colored boxes WILL NOT show when printing.**

Students will sort the correct and incorrect spelling of each word.





# ACTIVITIES INCLUDED IN THIS PACK:

**\*ALL purple colored boxes WILL NOT show when printing.**

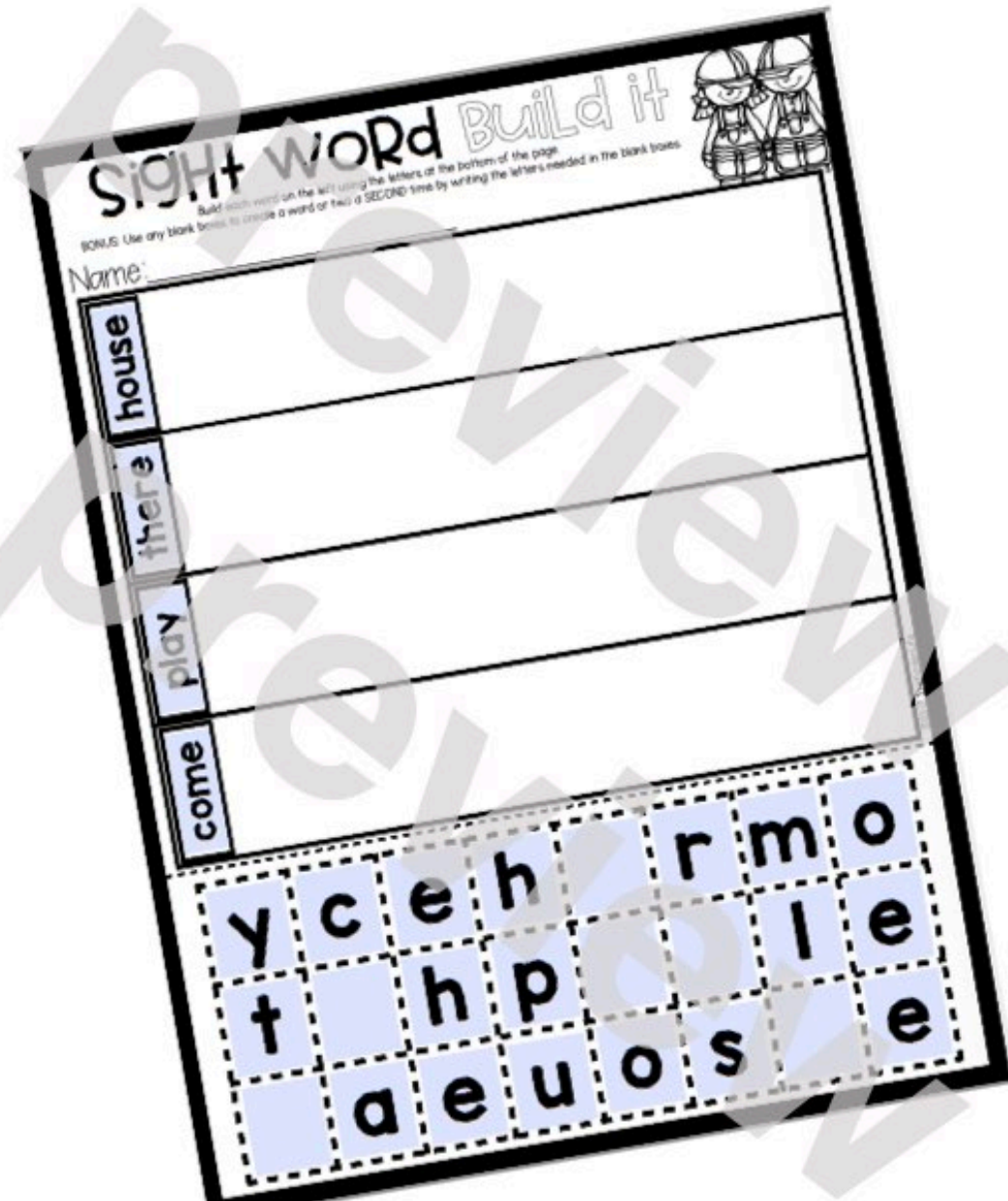
Students will use the letters at the bottom of the page to build each sight word.

**TIP:** If you want to use a sight word with MORE than six letters on page two, then type the remaining letters in any blank boxes on page two. These letters will show up in the mix-up on this page.

For example, if you wanted to use the word numbers, you could type the "s" in the second row and the worksheet would still come out correct.

Type the LETTERS in each sight word. \*For any words up to 6 letters!

1	n	u	m	b	e	r
2	c	o	m	e	s	
3	p	l	a	y		
4	h	o	u	s	e	



# ACTIVITIES INCLUDED IN THIS PACK:

**\*ALL purple colored boxes WILL NOT show when printing.**



Students will spin a word using a pencil and paperclip on the spinner in the corner. After spinning a word, students will write that word in a box. They will continue spinning until all boxes are filled with a word.

**BONUS:** Students can count the number of letters in each word and trace each word in a certain color based on the number of letters using the color code at the bottom of the page.

# ACTIVITIES INCLUDED IN THIS PACK:

Students will use the task cards to write each sight word in the matching numbered box.

**Sight Word write the room**  
Using the numbered task cards, write the word on the card in the box with the matching number.

Name: \_\_\_\_\_

1	2	3
4	5	6
7	8	9
10	11	12
13	14	15

come house

there



# ACTIVITIES INCLUDED IN THIS PACK:

**Sight word: i CAN Read**  
Using the sight word listed to the right, follow the directions to complete each box.  
BONUS Write your own sentence using this sight word on the back of this page.

Name: \_\_\_\_\_

Read and HIGHLIGHT it. **house**

**This is my green house.**

TRACE it.

This is my green house.

WRITE it.


house house

FILL it in.

house house

(A picture of a green house.)

Draw the MEANING of the sentence.



**Sight word: i CAN Read**  
Using the sight word listed to the right, follow the directions to complete each box.  
BONUS Write your own sentence using this sight word on the back of this page.

Name: \_\_\_\_\_

Read and HIGHLIGHT it. **come**

**Can I come over?**

TRACE it.

Can I come over?

WRITE it.

Will you play with me?



**Sight word: i CAN Read**  
Using the sight word listed to the right, follow the directions to complete each box.  
BONUS Write your own sentence using this sight word on the back of this page.

Name: \_\_\_\_\_

Read and HIGHLIGHT it. **play**

**Will you play with me?**

TRACE it.

Will you play with me?

WRITE it.


Will you play with me?

FILL it in.

Will you play with me?

Will you play with me?

Draw the MEANING of the sentence.



**Sight word: i CAN Read**  
Using the sight word listed to the right, follow the directions to complete each box.  
BONUS Write your own sentence using this sight word on the back of this page.

Name: \_\_\_\_\_

Read and HIGHLIGHT it. **there**

**Your cat is over there.**

TRACE it.

Your cat is over there.

WRITE it.


Your cat is over there.

FILL it in.

Your cat is over there.

Your cat is over there.

Draw the MEANING of the sentence.



\*In pack **two**, students can work on 4 sight words at a time.

**PACK two**

**Preview...**

# HOW DOES THIS WORK?

Just fill out the form on page **2** and **NINE** activities will be **INSTANTLY** created!

Just type your words, letters, and sentences in the following boxes and you will INSTANTLY create a BUNDLE of worksheets and games!

Type FOUR SIGHT WORDS in the boxes.

1	
2	
3	
4	

Type a SENTENCE for each sight word. One word will go in each box. Maximum of 5 words in each sentence. TIP: Leave the punctuation in the same box as the last word and capitalize the first word in the sentence. The computer will MIX up the words for you.

1					
2					
3					
4					

Type the LETTERS in each sight word. \*For any word up to 6 letters long.

1					
2					
3					
4					

\*Leave the remaining boxes blank if a word contains less than 6 letters.

The four words you type in the first boxes on the top right are now numbered. Make sure that the information you type in the other boxes match up with the words numbered in the first boxes. For example, if you type the word "like" in box #1. Then the sentence and letters for "like" will go in the other boxes that are #1.

©2017 TheFairyLife

Just type your words, letters, and sentences in the following boxes and you will INSTANTLY create a BUNDLE of worksheets and games!

Type FOUR SIGHT WORDS in the boxes.

1	like
2	we
3	number
4	called

Type a SENTENCE for each sight word. One word will go in each box. Maximum of 5 words in each sentence. TIP: Leave the punctuation in the same box as the last word and capitalize the first word in the sentence. The computer will MIX up the words for you.

1	I	like	you	a	lot.
2	We	love	to	read.	
3	I	know	that	number.	
4	Who	called	you?		

Type the LETTERS in each sight word. \*For any word up to 6 letters long.

1	l	i	k	e	
2	w	e			
3	n	u	m	b	e
4	c	a	l	l	e

\*Leave the remaining boxes blank if a word contains less than 6 letters.

The four words you type in the first boxes on the top right are now numbered. Make sure that the information you type in the other boxes match up with the words numbered in the first boxes. For example, if you type the word "see" in box #1. Then the sentence and letters for "see" will go in the other boxes that are #1.

©2017 TheFairyLife

Print what you need! Next, retype **NEW** words to create a new set! You can create an endless amount of resources!

\*The purple boxes will not appear when you print:)

# SIGHT WORD

## ROLL, WRITE, & GRAPH

**Sight Word ROLL, WRITE, & GRAPH**

Roll the dice and figure out 4-6 words you will write. Next, write the word in lower box of the word's column. Continue rolling and writing until one ENTIRE column is filled. Finally, count the number of times you wrote each word and write the totals in the boxes in the bottom right corner.

like	called	we	number

Name: \_\_\_\_\_

**IF YOU ROLL...**

•	number
••	like
•••	ROLL AGAIN
••••	ROLL AGAIN
•••••	called
••••••	we

**COUNT IT UP**


	like
	we
	number
	called

1. Students will roll a dice to get a word.
2. Students will write that word on the graph.
3. Students will continue rolling until one ENTIRE column is filled.
4. Students will count the number of each word on the graph and write it in the bottom right box.



# SIGHT WORD SCRAMBLE

Students will unscramble each word and write it correctly 4 times.

 Sight Word SCRAMBLE

Unscramble each word below and write the word spelled correctly 4 times below it.

like	we
called	number

Name \_\_\_\_\_

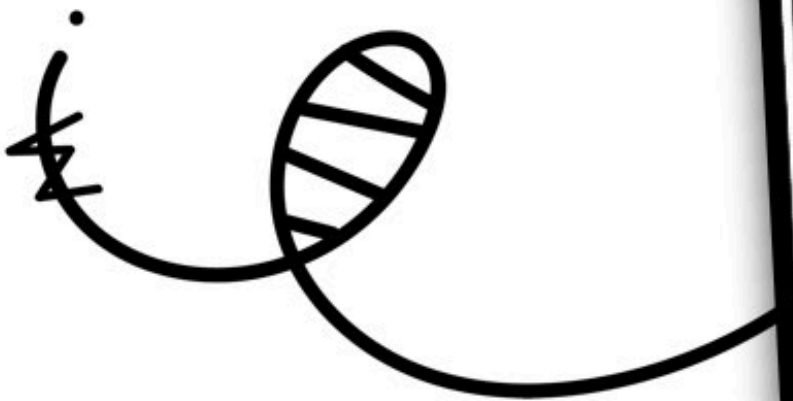
ew

l l a e d c

e r b m n u

e k i l


© 2014 Teaching with a Mountain View





# SIGHT WORD STORY

**SIGHT WORD WRITE A STORY**



Using the words listed below, write a story and draw a picture to go along with your story in the box at the top of the page.

- called
- number
- like
- we

PREVIEW


PREVIEW

A

Name: \_\_\_\_\_

©2012 TheKindergarten.com

**Students will create a story using the 4 sight words chosen.**




# SIGHT WORD LADDERS

Students will write each word in the format show in each row.

SIGHT WORD LADDERS Name: \_\_\_\_\_

Write each word in the format shown below.

	like	number	called	we
	♥♥♥♥			
A	Like			
A	like			
A	like			
A	like			
A	like			
A	like			

*Note: A large 'PREVIEW' watermark is visible across the grid. A hand-drawn arrow points from a circle on the right towards the grid.*

# HOW MANY LETTERS? SORT


**How MANY Letters?** SORT  
Sort each eight word according to the number of letters it contains.

Name: \_\_\_\_\_

1	2	3	4	5	6

number called we number like  
we like number we called  
like we called number like

Students will sort each word based on the number of letters it contains.



# MAGAZINE BUILD IT

Give students a magazine and ask them to cut out the letters needed to build each word TWICE. Students will paste the letters in order to spell each word.

**MAGAZINE BUILD IT**  
Build each word on the left TWICE using letters cut out of a magazine.

Name: \_\_\_\_\_

number	
we	
like	
called	



# SIGHT WORD SENTENCES

**SIGHT WORD SENTENCE BUILD IT**

Using the words at the bottom of the page, build 4 sentences that make sense and paste each sentence in a large rectangle. Next, highlight the following words in YELLOW.

we number  
called like

Name: \_\_\_\_\_

\_\_\_\_\_

\_\_\_\_\_

\_\_\_\_\_

\_\_\_\_\_

you?	lot.	We	you	read.
I	number.	Who	to	
	that	like	I	a
love	called		know	

Students will create 4 sentences that **MAKE SENSE** using the words at the bottom of the page.


## TIPS:

- Ask students to organize all 4 sentences **BEFORE** pasting.
- Remind students that each sentence will contain **ONE** of the words listed at the top.
- Students can use the words with punctuation and the capital words to guide them to the beginning and ends of each sentence.

The teacher creates the sentences and so you can decide how hard you make these to figure out!

# ALPHABEtICAL ORDER

## Cut & PASTE

**ALPHABEtICAL ORDER** 

Paste the words in alphabetical order. HINT: Sort the words in groups and then put the groups in alphabetical order.

Name: \_\_\_\_\_


called	called	called	called	called
like	like	like	9	10
11	12	13	14	15
16	17	18	19	20

ETC.

ABCDEFGHIJKLMN OPQRSTUVWXYZ

we	like	number	like	number
number	called	like	called	we
called	we	called	like	number
like	number	we	number	called

1. Students will cut out the sight words.
2. Sort the sight words.
3. Determine the alphabetical order.
4. Paste each group in order.



# Sight Word Add & Write

-task card game-

Students will add the numbers on the task card and write the word in the box with the matching sum.

Sight Word Add & Write

Add the two numbers on each task card and write the word on the card in the box with the matching sum.

Name: \_\_\_\_\_

1 2 3  
4 5 6  
9  
13 14

0 1 2 3 4 5 6 7 8 9 10 11 12 13 14 15 16 17 18 19 20

6+3 called like  
5+5  
1+3 called like  
5+0  
4+3 number  
2+1 lik  
8+4 number we  
11+3  
7+6  
1+1  
10+5 like  
13

\*In pack **three**, students can work on 6 sight words at a time.

PACK **three**

Preview...



# HOW DOES THIS WORK?

Just fill out the form on page 2 and **NINE** activities will be **INSTANTLY** created!

Just type your words and sentences in the following boxes and you will INSTANTLY create a BUNDLE of worksheets and games!

Type FOUR SIGHT WORDS in the boxes.

1	
2	
3	
4	
5	
6	

Type a SENTENCE for each sight word, but OMIT the sight word.  
PRESS THE SPACE BAR 20 TIMES IN THE SPOT WHERE THE SIGHT WORD SHOULD GO

1	
2	
3	
4	
5	
6	

Type each of the six sight words spelled INCORRECTLY or TYPE IN 6 DIFFERENT SIGHT WORDS THAN ABOVE

1	
2	
3	
4	
5	
6	

For more ideas and directions on how to use these pages, view the preview pages at the end of this pack. Studying less than 6 words? Throw in a review word!  
ENJOY!

Just type your words and sentences in the following boxes and you will INSTANTLY create a BUNDLE of worksheets and games!

Type FOUR SIGHT WORDS in the boxes.

1	she
2	they
3	like
4	would
5	can
6	me

Type a SENTENCE for each sight word, but OMIT the sight word.  
PRESS THE SPACE BAR 20 TIMES IN THE SPOT WHERE THE SIGHT WORD SHOULD GO

1	is so fun!
2	are my best friends.
3	I pizza.
4	you rather read?
5	I swim fast.
6	He reads just like .

Type each of the six sight words spelled INCORRECTLY or TYPE IN 6 DIFFERENT SIGHT WORDS THAN ABOVE

1	shen
2	thiy
3	leke
4	wauld
5	cin
6	ma

For more ideas and directions on how to use these pages, view the preview pages at the end of this pack. Studying less than 6 words? Throw in a review word!  
ENJOY!

Print what you need! Next, retype NEW words to create a new set! You can create an endless amount of resources!

\*The purple boxes will not appear when you print:)

# SIGHT WORD CODING

Students will use the code to write each word in code picture form and write the number of vowels in the word. Next, students will create their own sentence using this code.

**Sight Word CODING**

Name \_\_\_\_\_

WORD	CODE	• OF VOWELS
would		
can		
me		
she		
they		

A	🍎	N	🍷
B	📱	O	🐛
C	🐱	P	🕒
D	👁️	Q	👑
E	🥚	R	🐛
F	👁️	S	🍓
G	🐱	T	🌻
H	👁️	U	👕
I	🐛	V	🐛

**Sight Word CODING**

Name \_\_\_\_\_

WORD	CODE	• OF VOWELS
she		1
like		2
can		1
they		1
would		2
me		1

CODE: A SENTENCE

A	🍎	N	🍷
B	📱	O	🐛
C	🐱	P	🕒
D	👁️	Q	👑
E	🥚	R	🐛
F	👁️	S	🍓
G	🐱	T	🌻
H	👁️	U	👕
I	🐛	V	🐛
J	📱	W	👉
K	🍷	X	📖
L	🍷	Y	🍷
M	🌻	Z	🍷

**Sight Word CODING**

Name \_\_\_\_\_

WORD	CODE	• OF VOWELS
would		
she		
they		
like		
me		
can		

A	🐛	N	👑
B	🐛	O	🐛
C	🐛	P	🕒
D	👁️	Q	👑
E	🐛	R	🐛
F	👁️	S	🍓
G	🐛	T	🌻
H	👁️	U	👕
I	🐛	V	🐛
J	📱	W	👉
K	🍷	X	📖
L	🍷	Y	🍷
M	🌻	Z	🍷

three ↻  
different codes!

# TRASH it OR COLLECT it

The teacher will crumple up the Word Balls and keep them in a pile. Next, label two bags or bins with the COLLECT IT and TRASH IT labels. Students will uncrumple each Word Ball and decide whether it is a word they should collect or trash. After sorting the balls into the bins/bags, students will write their answers on the recording sheet.

**COLLECT IT OR TRASH IT?**  
Sort through the paper balls and decide whether you should collect the word or trash it! Write each word in the correct column.

COLLECT!	TRASH!
they	ma
she	cin

WORDS TO COLLECT: they, would, me, she, like, can

Name: \_\_\_\_\_



they

ma

she

cin


they	like	thiy	ma
she	me	shey	cin
would	would	would	shey
can	they	leke	leke

word balls

# FOUR IN A ROW

-PARTNER GAME-

Sight Word 4 IN A ROW



Grab a partner, a dice, and two different colored crayons. Each player will choose one of the colored crayons and write their name in that color at the bottom of the page. Each player rolls and the highest number goes first. Students will take turns rolling the dice and coloring the word associated with that number. Players will try to color 4 sight words to make a row (up, down, or diagonal) to win. If you roll a word that is already all colored, roll again.

me	like	would	like
they	she	can	she
would	me	they	would
like	can	she	me
she	me	like	they
can	they	would	can

if you roll... color

1	like
2	can
3	me
4	would
5	they
6	she

PLAYER 1: **MAX**      PLAYER 2: **SAM**

Students will need a partner, a dice, and two different colored crayons. Each player will choose one of the colored crayons and write their name in that color at the bottom of the page. Each player rolls and the highest number goes first. Students will take turns rolling the dice and coloring the word associated with that number. Players will try to color 4 sight words to make a row (up, down, or diagonal) to win. If students roll a word that is already all colored, roll again.

Handwritten signature or scribble.

# ROLL, MOVE, AND COLOR

- Students roll the dice. 2. Each time students roll the dice, they will read the words and act out the action in that row. 3. Students will color a circle at the bottom of the page to keep track of how many rows they have read.
  - Students will roll a total of 10 times and color a circle at the bottom of the page for each row they read.
- Using the color code, students will color each word accordingly.

**SIGHT WORD Roll, Move, & Color**

Roll the dice. Each time you roll the dice, read the words and act out the actions in that row. Next, color a circle below. Roll a total of 10 times and color a circle at the bottom of the page for each row you read. Next, using the color code, color each word accordingly.


1	would	Do 4 jumping jacks	she	can	like	she
2	can	Stomp 8 times	like	they	can	me
3	they	me	like	she	Jump 5 times	like
4	would	she	me	Tap on one foot 6 times	would	can
5	can	me	Spin 3 times	she	me	they
6	they	can	like	they	would	Clip 10 times

Roll, Move, & Color a Circle.

NAME \_\_\_\_\_

—COLOR IT—

RED	like	GREEN	me	PINK	would
YELLOW	she	BLUE	they	PURPLE	can




# SIGHT WORD SPIRALS

**SIGHT WORD SPIRALS**  
using a different color for each word, fill in each spiral with the sight word shown as many times as you can.

like  
can  
me  
she  
they  
would

Name \_\_\_\_\_

Students will use a different color for each word to **FILL IN EACH SPIRAL** (with the sight word shown) as many times as they can.



# SIGHT WORD SHOPPING

**SIGHT WORD SHOPPING**

Using the amounts listed below, add up the amount of each letter in each word and show the addition equation you used in the rectangle. Next, write the total amount of the word on the tag.


Name \_\_\_\_\_

word	me	8¢	total
my math	$3+5=8¢$		
word	they	18¢	total
my math	$5+3+5+5=18¢$		
word	she		total
my math			


word	would		total
my math			
word	like		total
my math			
word	can		total
my math			

A	B	C	D	E	F	G	H	I	J	K	L	M	N	O	P	Q	R	S	T	U	V	W	X	Y	Z
1¢	2¢	3¢	4¢	5¢	1¢	2¢	3¢	4¢	5¢	1¢	2¢	3¢	4¢	5¢	1¢	2¢	3¢	4¢	5¢	1¢	2¢	3¢	4¢	5¢	1¢

Students will use the amounts listed below to add up the amount of each letter in each word and show the addition equation they used to find the total amount in the rectangle. Students will write the total amount of the word on the tag.



# find, PASTE, AND dRAW

 **SIGHT WORD** FIND, PASTE, & DRAW

Name: \_\_\_\_\_

Write in the missing word.

She is so fun!	She	
They are my best friends.	They	
Would you rather read?	Would	
I can swim fast.	can	
He reads just like me.	me	
I like pizza.	like	

would they she like me can

Students will write in the missing sight word in the blank space and then paste it in the rectangle on the right. Next, students will draw a picture of the meaning of the sentence.

\*Tip: If, after typing, you think the blank space is too big, reduce the number of spaces you inserted on page 2.

The teacher creates the sentences and so you can decide how hard you make these to read or draw a picture.



# ROLL, WRITE, COLOR, & COUNT

Roll the dice and write the word associated with that number in a box. Continue rolling and writing words until all the boxes are filled. Next, color each word according to the color code at the bottom of the page. Finally, count how many times you write each word and write that number in the boxes on the right.

**Sight Word** ROLL, WRITE, COLOR, & COUNT

like	can	she	they	she

IF YOU ROLL, WRITE...

•	she
••	me
•••	would
••••	like
•••••	can
••••••	they

COUNT IT UP


2	she
1	they
1	like
	would
1	can
	me

BLUE	RED	PINK	YELLOW	GREEN	ORANGE
like	would	can	she	they	me

Name: \_\_\_\_\_

1. Students will roll the dice and write the word associated with that number in a box. Students will continue rolling and writing words until all the boxes are filled.
2. Students will color each word according to the color code at the bottom of the page.
3. Students will count how many times they wrote each word and write that number in the boxes on the right.

...continued until boxes are filled.



# SIGHT WORD SUBTRACT & WRITE

-task card game-

Students will subtract the numbers on the task card and write the word in the box with the matching difference.

Sight Word SUBTRACT & WRITE

Name: \_\_\_\_\_

Subtract the two numbers on each task card and write the word on the card in the box with the matching difference.

0	1	2
3	4	5
6	7	8
9	10	11
12	13	14

0 1 2 3 4 5 6 7 8 9 10 11 12 13 14 15 16 17 18 19 20

15 cards total!

6-0 like	12-5 they	
18-10 would	5-5 can	7-6 she
17-7 like	9-7 they	5-2 like
8-4 would	10-5 can	