

EACH EARLY FINISHER JOURNAL INCLUDES:

20 PAGES OF ACTIVITIES

- 4 stationary pages
- 4 cut and paste sorts
- 12 fun games and activities

TWO COVER OPTIONS! To use THAT month or ALL Spring !

Above & Beyond:

April



Above & Beyond:

Spring



Name: _____

LANGUAGE ARTS ACTIVITIES







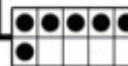
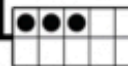
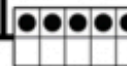
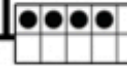

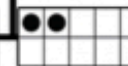
Roll & Color **Spring Race: "ow" Real or Nonsense**

Roll a dice. Read a word above the number (in ten-frame form) that you rolled.

If it is a **real** word, color it blue.

If it is a **nonsense** word, color it yellow.

Continue rolling, reading, and coloring until the 3 columns are fully colored.

					
crow	show	kow	sow	mow	show
low	row	throw	snow	tow	stow
zow	ow	mow	ow	ow	ow
swow	ow	ow	blow	bow	grow
trow	ow	jow	xow	flow	show
glow	row	slow	low	kow	clow
					







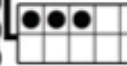
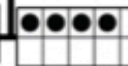
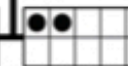
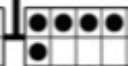
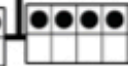
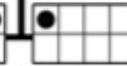
Roll & Color **Spring Race: "ea" Real or Nonsense**

Roll a dice. Read a word above the number (in ten-frame form) that you rolled.

If it is a **real** word, color it blue.

If it is a **nonsense** word, color it yellow.

Continue rolling, reading, and coloring until the 3 columns are fully colored.

					
bead	geab	peach	meat	reat	jean
jean	zead	sea	beat	treat	beach
read	lead	leaf	read	read	leaf
dream	eat	clear	eat	eat	meat
leaf	weab	plead	neat	team	veat
deat	bean	seat	rean	clean	peam
					

LANGUAGE ARTS ACTIVITIES

CELEBRATING EARTH DAY:

Ways to Help Save the Earth

Read each way to help and draw a picture to the right.

Check for recycling arrows on the bottom of containers. Find out if you can recycle it.



Recycle newspapers and magazines.



Bring reusable bags to the grocery store.



Planting trees will create more oxygen for the world.



Instead of driving, walk to places that are near.



Earthy Sentences: Fill-in-the-Blank:

Fill in the blank in each sentence with an "ow" or "ea" word from the bank below.

Over the color _____ in the _____.

There is a lot of waste _____ on the ground.

We grow lots of things we can _____.

I pick up trash to keep the Earth _____.

I planted some _____ in the garden.

I want to go to the _____ farm.

I will _____ the boat for you.

rainbow beach beans
eat snow clean row




LANGUAGE ARTS ACTIVITIES

Spring Animals

Find, Color, & List

Real Words You Found



Springing for "ow" and "ea" words

read, identify, & Color

draw a line through each word, match the picture and color each below.



Color Key
ow: orange
ea: pink


LANGUAGE ARTS ACTIVITIES

How to Play an April Fool's Trick

Read (or find a partner/adult to read to you) each sentence about how to make a lollipop prank.
Draw a picture to match each step.

LOOK AT THE PICTURE AND DRAW A PICTURE TO MATCH EACH STEP.

1. Get colored paper, a white stick, glue, and broccoli.
2. Put a piece of broccoli at the end of the stick using glue.
3. Let it dry for one day.
4. Wrap the broccoli at the end of the stick with a piece of the colored paper.



5. Offer someone a "lollipop"!

OW or OW: What a tricky team!

The two letters O and W can make two different sounds. In the words below, you can hear the /o/ sound and OW can also make the /ow/ sound. The words are: show, pillow, crowd, growl, throw, crowd, mow, owl, show, crow, clown, elbow.



LANGUAGE ARTS ACTIVITIES

Earth Day: Fact or Fiction

Read each sentence. If it is a fact, paste it under the "FACT" column. If it is fiction, paste it under the "FICTION" column.

FACT	FICTION

YOU CAN'T FOOL ME! Real or Nonsense Words

Read each word. If it is a real word, paste it under the "real" column. If it is nonsense, paste it under the "nonsense" column. After you have sorted each word, draw a tiny picture of the meaning of the real words in the oval. *Put an "x" in the nonsense word ovals.

real	nonsense

The Earth goes around the sun.	Earth's surface is 70 percent water.	Earth is a moon.
Earth is a planet.	The sun goes around the Earth.	Earth's surface has no water.

mow	zow	crow
fow	trow	snow

LANGUAGE ARTS

MATH

April showers: Raindrop Real or Nonsense Words

Read each "ea" word. If it is a real word, paste it under the "real" column. If it is nonsense, paste it under the "nonsense" column. After you have sorted each word, draw a tiny picture of the meaning of the real words in the oval. *Put an "x" in the nonsense word ovals.

Real	Nonsense

meat	tear	cup
peam	heat	keat

Springtime: ROLL & Add 2 to 200

Start at 101.
Roll the dice, add 2 to the number you rolled, and color that many squares green.
On your SECOND roll, color that many squares yellow.
Continue rolling and coloring (alternating green and yellow) until you reach 200.

101	102	103	104	105	106	107	108	109	110
111	112	113	114	115	116	117	118	119	120
121	122	123	124	125	126	127	128	129	130
131	132	133	134	135	136	137	138	139	140
141	142	143	144	145	146	147	148	149	150
151	152	153	154	155	156	157	158	159	160
161	162	163	164	165	166	167	168	169	170
171	172	173	174	175	176	177	178	179	180
181	182	183	184	185	186	187	188	189	190
191	192	193	194	195	196	197	198	199	200

MATH Activities

Earthy Colors

Roll, Find, & Color: 3-addend Addition

Roll three dice or spin three spinners together and find the sum in a circle and color it green. Roll again, add the sum to the previous sum, and find the new sum in a circle until you have rolled or spun 10 times. Then, roll or spin again. When you are done, color all the circles with the sum you found.



A grid of 40 circles containing numbers from 1 to 20. The numbers are: 16, 9, 10, 11, 14, 11, 4, 17, 12, 12, 3, 12, 18, 7, 10, 8, 3, 15, 7, 13, 8, 5, 13, 12, 10, 9, 14, 3, 13, 7, 14, 9, 5, 8, 17, 11, 7, 14, 9, 15, 10.



To keep track of how many times you roll, cross off a number each time you roll.

1	2	3	4	5	6	7	8	9	10	11	12	13
---	---	---	---	---	---	---	---	---	----	----	----	----



Help Find the Nectar!

Help the butterfly reach his nectar lunch! Starting at the butterfly, follow the path by coloring all the true equations yellow and all the false equations black.

A maze-like path starting from a butterfly and ending at a flower. The path is defined by true equations. The equations are: $3 \cdot 4 + 6 = 13$, $2 \cdot 7 + 4 = 10$, $5 \cdot 9 + 0 = 12$, $4 \cdot 8 + 3 = 15$, $4 \cdot 1 = 4$, $4 \cdot 1 + 7 = 11$, $4 \cdot 1 = 4$, $8 \cdot 3 + 6 = 15$, $5 \cdot 3 + 1 = 9$, $3 \cdot 5 + 2 = 8$, $5 \cdot 9 + 0 = 12$, $4 \cdot 8 + 3 = 15$, $4 \cdot 1 = 4$, $3 \cdot 4 + 5 = 12$, $2 \cdot 7 + 7 = 16$, $2 \cdot 9 + 5 = 14$, $7 \cdot 3 = 13$, $2 \cdot 9 + 1 = 10$, $7 \cdot 6 + 3 = 16$, $9 \cdot 2 + 3 = 14$, $3 \cdot 1 + 8 = 17$, $3 \cdot 0 + 3 = 6$, $3 \cdot 5 + 3 = 11$, $5 \cdot 7 + 8 = 19$.



MATH Activities

Walk to Work Day


Help Robin walk to work! Starting at Robin, color the numbers in order from 100 to 200 by 2s to make a path to the hospital.

130	150	150	152	158	146	148
124	126	142	146	136	144	150
138	136	130	132	134	152	154
132	128	126	146	162	160	158
120	122	124	144	164	166	168
118	116	114	182	184	180	178
116	114	120	122	120	126	128
116	104	110	188	186	184	182
114	106	108	190	194	192	192
102	104	104	184	198	196	192
100	102	108	186	190	194	196
102	106	106	188	198	198	200


©2013-2014 K5 Learning, LLC

How many miles to work?

Sarah and her coworkers plan to walk to work next week. They will donate money for charity for every mile they walk. Help Sarah add up all the miles to see how many miles they will walk all together. Cut and paste the answers to each 3-added equation below.



$6 + 4 + 5 =$	$7 + 4 + 5 =$
$8 + 3 + 4 =$	$5 + 3 + 4 =$
$9 + 0 + 2 =$	$2 + 4 + 1 =$
$3 + 5 + 1 =$	$8 + 3 + 2 =$



11	9	14	12
19	15	20	7

©2013-2014 K5 Learning, LLC

Themed Stationary



A Letter to a Friend

Hi _____,

In ANSWER TO _____

&

you are a special friend because...

Sincerely, _____



A Letter to Grandpa

Hi _____,

In ANSWER TO _____ I will...

&

THIS SPRING, I would like to do this with you.

Sincerely, _____



Themed Stationary

A Letter to a Parent



Hi _____,

In _____ I will...

&

The best thing about spring is...

Sincerely, _____

A Letter to a Teacher



Hi _____,

In _____ I will...

&

If it is raining outside, I will...

Sincerely, _____