


# Roll & Color **SCHOOL SUPPLY** Race: **SUMS 5-10**

Roll the dice and ADD 4. Color a box with the sum that the number you rolled plus 4 makes.

Continue rolling and coloring until you fill a column.

At the end, color the school supply and sum that won the race



5	6	7	8	9	10
5	6	7	8	9	10
5	6	7	8	9	10
5	6	7	8	9	10
5	6	7	8	9	10
5	6	7	8	9	10
5	6	7	8	9	10
5	6	7	8	9	10
5	6	7	8	9	10
5	6	7	8	9	10
5	6	7	8	9	10

5

6

7

8

9

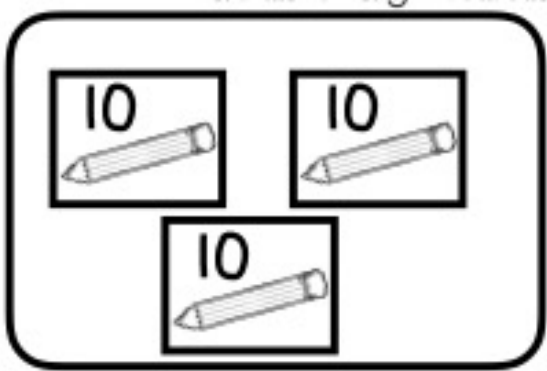
10



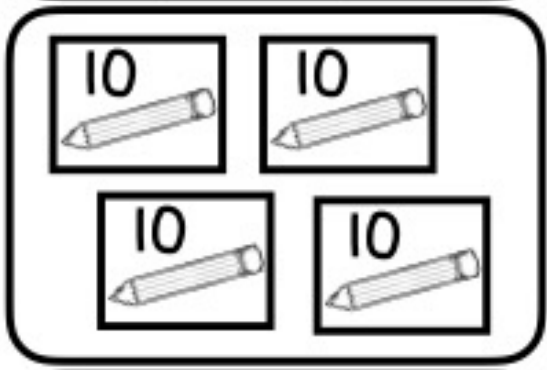
How many boxes of **PENCILS** did you find?

Each box of pencils contains 10 pencils. Count the pencils by 10s & write the double-digit number you counted in each box to the right.

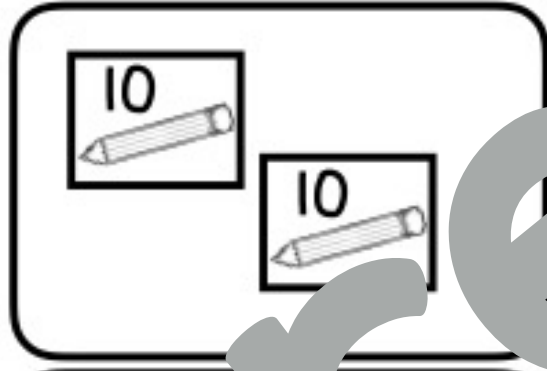
10 10  
10



10 10  
10 10



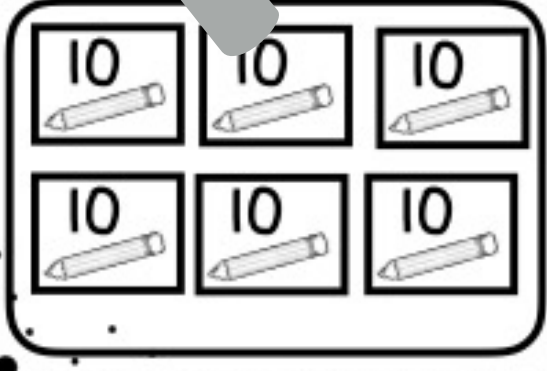
10  
10



10 10  
10 10



10 10 10  
10 10 10






Preview

# COUNTING to the SCHOOL BUS


Help Henry get to the school bus by counting by 1s. Starting at Henry, color the boxes counting from 1 to 50 to make a path to the bus.



	5	6	7	8	9	10	11	12
1	2	1	2	11	10	13	13	4
8	3	7	3	12	11	14	15	14
5	4	13	14	15	16	17	18	19
6	10	12	33	32	31	30	29	20
7	5	11	34	25	24	23	22	21
8	9	10	11	26	34	35	36	37
31	30	29	28	27	33	43	44	38
39	37	38	39	40	30	42	45	39
35	34	35	36	32	31	41	46	40
44	45	41	37	38	39	40	47	41
45	43	42	45	46	47	44	48	50
46	47	48	50	49		50	49	47

# Roll and Add 1

→ HELP MARTHA GET TO HER GRANDPARENT'S HOUSE. ROLL THE DICE AND ADD 1 TO THE NUMBER YOU ROLLED.  
WRITE THE FIRST SUM IN THE CIRCLE NEXT TO MARTHA.  
CONTINUE ROLLING, ADDING, AND WRITING THE SUM UNTIL MARTHA GETS TO HER GRANDPARENTS HOUSE.



After you make it to Martha's grandparent's house, go back and color:  
all even numbers: RED  
all odd numbers: ORAN

Preview





# Counting to 100 : BACK TO SCHOOL CODE

Fill in the missing numbers in the 100 chart. When you are done, write the letters that you find in the numbered boxes that match the code below. This will reveal the answer to the school joke.

1	2		4		6	7	8	9	10
11	12	13	14	15	16		18	19	20
	22	23	24	25		27	28		30
31	32	33	34	35		37	38	39	
41	42			45	46		48	49	50
51		53			56	57		59	
	62	63	64	65		67	68	69	70
71		73	74	75	76	77	78	79	80
		83	84			87		89	90
	92	93		95	96	97	98		100

WHY DID THE TEACHER WEAR SUNGLASSES?

Because his students

$\overline{40}$   $\overline{91}$   $\overline{3}$   $\overline{91}$   $\overline{86}$   $\overline{3}$   $\overline{36}$   $\overline{72}$   $\overline{21}$   $\overline{66}$



Preview

I can draw

my favorite part in the classroom  
and

label 6 different things in the picture.







# COUNTING to the CARPOOL



Help Amy get to her carpool by counting by 1s.  
Starting at Amy, color the boxes counting from 50 to 100 to make a path to the carpool.

	50	51	52	53	54	55	72	71
55	53	57	60	63	64	56	67	60
56	57	58	64	67	68	57	66	65
52	52	66	65	60	59	60	68	68
65	64	63	62	61	67	78	66	67
66	80	79	71	72	73	74	78	79
67	68	69	70	81	89	75	80	77
72	73	85	81	86	88	76	84	85
71	74	83	82	81	80	77	78	79
70	75	76	77	78	79	97	99	80
89	88	87	86	85	84	83	82	81
90	98	94	95	96	97	98	99	97
91	92	93	100	99	93	94	100	



# SUM Match: DRAW A LINE

Draw a line from each ten-frame to the correct number it symbolizes.

$5 + 4 =$



3



$3 + 0 =$



1



$8 + 2 =$



5



$7 + 1 =$



10



$3 + 4 =$



2



$4 - 3 =$



9



$1 + 1 =$



8



preview



# Wahaha 100: Back to School Jokes

Fill in the missing numbers in the 100 chart. When you are done, write the letters that you find in the numbered boxes that match the code below. This will reveal the answer to the school joke.

1	2		4	5		7	8	9	
	12	13	14	15		17	18	19	20
21	22	23	24	25	26	27	28		
31		33		35	36			39	
41		43	44		46	47	48	49	50
	52						58		60
61	62				66	67			
	72	73	74	75		77	78	79	80
		83			86			89	90
		93		95	96		98	99	

WHAT'S THE KING OF THE CLASSROOM?

88 30 100

32 16 84 100 32

I can write the name of my school  
& count the letters.



Write your school's name as many times as you can fit on the lines below. Next, count how many letters are in your school's name and write that number in the box.

Handwriting practice area with multiple sets of lines (top solid, middle dashed, bottom solid) for writing the school name and counting letters.


My school's name has  letters.





# Roll and Add 2

HELP JOHN GET TO HIS APPLE ORCHARD. ROLL THE DICE AND ADD 2 TO THE NUMBER YOU ROLLED.  
WRITE THE FIRST SUM IN THE CIRCLE NEXT TO JOHN.  
CONTINUE ROLLING, ADDING, AND WRITING THE SUM UNTIL JOHN GETS TO HIS APPLE ORCHARD.

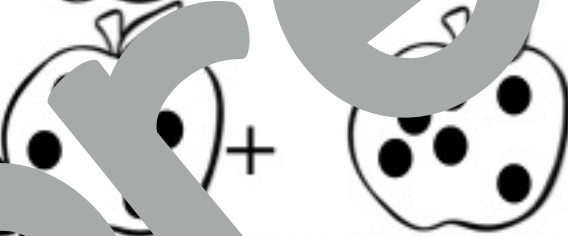
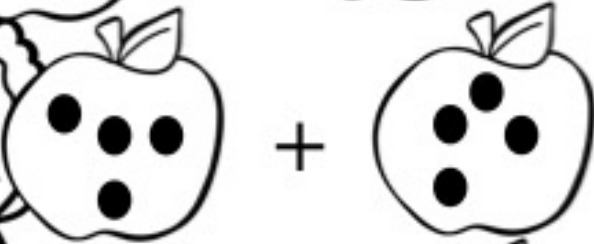
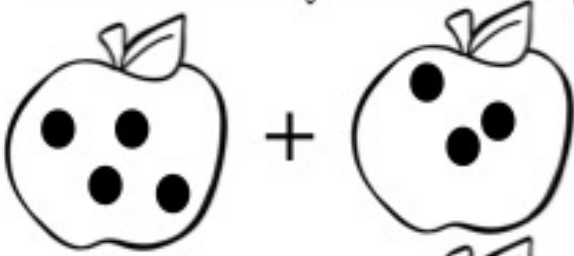


After you make it to John's apple orchard, go back and color:  
all even numbers: YELLOW  
all odd numbers: GREEN



# APPLE GRAPPLE: Match the Equation

Mrs. Tree's students are doing a science experiment with apple seeds. Help the students in Mrs. Tree's class solve each equation below and paste it next to its matching apple core picture.



$5 + 6 =$

$4 + 3 =$

$6 + 4 =$












$4 + 5 =$

$4 + 4 =$


# Grandpa's Scarecrows

To celebrate Grandparent's Day, Lisa is helping her grandpa put his scarecrows in order counting by 10s. Cut and paste the scarecrows below in order by 10s from 10-110.




	10		50		110		70
	100		20		80		40
	30		90		10		





# Grandma's COOKIES

To celebrate Grandparent's Day, Anna is baking cookies with her grandma. Some of the ending sounds are missing from grandma's recipe. Cut and paste the missing letters to complete the words in grandma's recipe.

Get a bi  BOWL and SP

Mi  the FLOUR and sugar.

Ad  the egg

Bake in the oven  for 20 minutes.



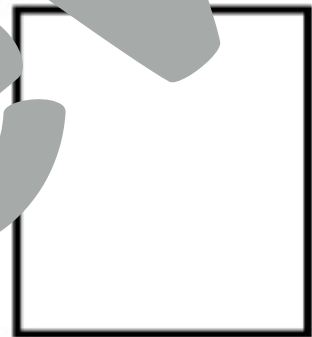

Let COOKIES COOL  for five minutes before eating!

Share with Grandm !

L	g	n
x	d	a

# Back to School Ending Sounds Match

Help Alan get ready for school by matching all the ending sound letters to the pictures in each oval.



g

t

d

l

x

n



A letter to a friend

To \_\_\_\_\_,


FUN things we do at RECESS

1. \_\_\_\_\_

2. \_\_\_\_\_

3. \_\_\_\_\_

From, \_\_\_\_\_









A Letter to a Grandparent

To \_\_\_\_\_,

FUN things I do at SCHOOL



1. \_\_\_\_\_

2. \_\_\_\_\_

3. \_\_\_\_\_




From, \_\_\_\_\_



To \_\_\_\_\_,



My favorite parts of SCHOOL



1. \_\_\_\_\_

2. \_\_\_\_\_

3. \_\_\_\_\_



From, \_\_\_\_\_

A Letter to a Parent





To \_\_\_\_\_,

# What I like to do in our CLASSROOM



1. \_\_\_\_\_
2. \_\_\_\_\_
3. \_\_\_\_\_

From, \_\_\_\_\_

Preview