

How does Auto-fill work?

(PDF FILE)

Christmas Sight Word Fun {auto-fill}

Just type in the FOUR SIGHT WORDS, FOUR COLOR WORDS, and FOUR MISSPELLINGS of these SIGHT WORDS you would like to use and all the worksheets will automatically generate for you! *See the next page for examples.

To change the words or colors and make another set of worksheets, just delete the words on THIS page only and type in the new words!

Hint: On the Christmas Colors, Roll, Read, & Color page- If students do NOT have silver or gold crayons (or markers), students can use yellow and gray to substitute for these colors.

Type four sight words in the boxes.

Type four color words in the boxes.

--	--	--	--

Type four MISSPELLINGS of the sight words you used.

--	--	--	--

sight word 1 misspelling sight word 2 misspelling sight word 3 misspelling sight word 4 misspelling

If you have any questions or comments about this product, please don't hesitate to email me at thekindercare@gmail.com

ENJOY
the Kinder Life

(EXAMPLE)

Christmas Sight Word Fun {auto-fill}

Just type in the FOUR SIGHT WORDS, FOUR COLOR WORDS, and FOUR MISSPELLINGS of these SIGHT WORDS you would like to use and all the worksheets will automatically generate for you! *See the next page for examples.

To change the words or colors and make another set of worksheets, just delete the words on THIS page only and type in the new words!

Type four sight words in the boxes.

never
down
cool
then

Type four color words in the boxes.

green	black	blue	red
-------	-------	------	-----

Type four MISSPELLINGS of the sight words you used.

nevr	donn	col	thene
------	------	-----	-------

sight word 1 misspelling sight word 2 misspelling sight word 3 misspelling sight word 4 misspelling

If you have any questions or comments about this product, please don't hesitate to email me at thekindercare@gmail.com

ENJOY
the Kinder Life

Just fill in the purple boxes on the SECOND PAGE ONLY and ALL other pages automatically fill with the words you chose...INSTANTLY creating your own personalized pages!

-Print the pages you want and then type different words in the purple boxes on the second page to create DIFFERENT pages.

*If you love this, check out the other AUTO-FILL products in my store!


To get the hang of this, be sure to try out the Auto-fill FREEBIES in my store. :)

(Search "auto-fill" in my store and you will find them.)

ACTIVITIES INCLUDED:

CHRISTMAS COLORS: ROLL, READ, AND COLOR

Roll the dice and read a word in each row. After you read, color the word the color listed at the top. Repeat until 3 columns are fully colored.



GREEN	RED	GOLD	SILVER	GREEN	RED
cool	down	cool	then	never	down
never	never	then	never	cool	never
cool	then	cool	then	down	then
then	down	never	cool	then	cool
never	cool	then	never	cool	never
down	then	cool	then	then	down
then	never	down	cool	never	cool
•	••	•••	••••	•••••	••••••

Name: _____

©2011 The Literacy Co.

Students use a dice to roll and read words. Each word they read, they color a certain color! Students are done when they have colored the words in 3 FULL columns.

ACTIVITIES INCLUDED:

Students decide between words spelled correctly and incorrectly. YOU decide the colors in the color code as well!

Naughty or Nice? Sight Word COLOR CODE


Name: _____

Color the words using the color code.

NAUGHTY WORDS- WORDS SPELLED INCORRECTLY
NICE WORDS- WORDS SPELLED CORRECTLY

col	nevr	down	cool	down	NAUGHTY
then	cool	thene	never	never	black
never	down	col	cool	col	NICE
donn	then	donn	then	then	red
then	col	then	cool	nevr	never
never	then	down	then	then	there
there	down	nevr	then	donn	

WORDS you will look for: never down cool then



Activities INCLUDED:

My **COLORFUL** Christmas Tree

Use the color code to color each ornament on the Christmas tree.

green	then
black	cool

blue	never
red	down

Name: _____

©2017 The First Step


Students decorate the Christmas ornaments by coloring them according to the sight word color code. YOU decide the colors in the color code as well!

ACTIVITIES INCLUDED:

SANTA OR MRS. CLAUS *cut & paste*

Santa and Mrs. Claus are sorting words into their correct toy bags. Help them sort these words by cutting and pasting each word on top of the correct bag.

Name: _____



down cool
never then

never	down	cool	then	never
cool	then	never	down	cool
then	down	cool	never	then

WHOSE STOCKING? *cut & paste*

The words belonging in each stocking got ALL mixed up! Help paste the correct word on top of its matching stocking.

Name: _____



cool never then down

never	then	cool	then	never
then	never	down	down	cool
down	cool	then	never	down

Students cut, paste, and sort each word.


Activities INCLUDED:

CHRISTMAS SPIN & WRITE

Spin the SANTA spinner (with a pencil and paperclip) to get a word. Write the word you spin in a box.
BONUS: Count the letters in the word and use the color code to trace the word in a certain color.

Name: _____

COLOR CODE: 1 or 2 letters **red** 3 or 4 letters **green** 5 or MORE letters **gold**



Using a paperclip and pencil spinner, students spin a word and write it in a box. They continue spinning and writing until all boxes are full.

BONUS: Students trace each word in specific colors according to the code at the bottom.

Activities INCLUDED:

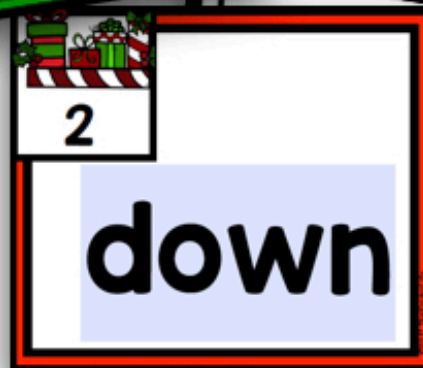
CHRISTMAS write the room
Using the numbered task cards, write the word on the card in the box with the matching number.

Name: _____

1	2	3
4	5	6
7	8	9
10	11	12
13	14	15

Using these task cards, students write each word in its matching numbered box. Use as a Write the Room activity or a SCOOT game.

Activities INCLUDED:



Using these task cards, students write each word in the matching column of the picture on the card.

BONUS: Students create and write a sentence using these words.

CHRISTMAS *sort the room*

Using the numbered task cards, write the word in the column of the matching picture seen on the card.

Name: _____



BONUS: Write a sentence using one or more of the words you write.

Activities INCLUDED:

cool

never

then



Paste each Naughty and Nice Toy Bag label to a paper bag. Students will sort the word cards according to whether they are spelled correctly or incorrectly.

*Two different versions of labels.